

SOAR NHL-BTX2-LFS

SOAR NHL ShockBox LED Wireless Bluetooth Speaker

Model: NHL-BTX2-LFS

INTRODUCTION

This manual provides essential information for the operation and maintenance of your SOAR NHL ShockBox LED Wireless Bluetooth Speaker. Please read this manual thoroughly before using the device to ensure proper functionality and to maximize your user experience.

The SOAR NHL ShockBox LED Wireless Bluetooth Speaker is a portable audio device designed for wireless music playback and hands-free calling. It features Bluetooth 5.0 technology for stable connectivity and integrated LED lights that synchronize with audio output.

KEY FEATURES

- **Portable and Lightweight Design:** Engineered for easy transport and use in various environments.
- **Premium Stereo Sound:** Delivers clear and robust audio output.
- **Bluetooth 5.0 Technology:** Ensures wireless connection to all Bluetooth-enabled devices within a range of up to 30 feet (approximately 9 meters).
- **Extended Battery Life:** Provides over 5 hours of continuous music playback or talk time on a single charge.
- **Rechargeable Battery:** Equipped with a built-in rechargeable battery; a Micro USB cable is included for charging.
- **Dynamic LED Lights:** Features multiple color LED lights that illuminate and move in sync with the rhythm of the music.
- **Integrated Speakerphone:** Includes a built-in microphone for hands-free calling.
- **Officially Licensed NHL Product:** Displays official NHL team branding.

PACKAGE CONTENTS

Please verify that all items are present in the package:

- SOAR NHL ShockBox LED Wireless Bluetooth Speaker
- Micro USB Charging Cable
- User Manual (this document)

SETUP GUIDE

Charging the Speaker

1. Locate the Micro USB charging port on the speaker.
2. Connect the included Micro USB cable to the speaker's charging port.
3. Connect the other end of the USB cable to a compatible USB power source (e.g., computer USB port, USB wall adapter).
4. The LED indicator will typically show charging status (e.g., solid red while charging, off when fully charged). A full charge provides over 5 hours of operation.

Powering On/Off

- To power on, press and hold the Power button until the LED indicator lights up and an audible prompt is heard.
- To power off, press and hold the Power button until the LED indicator turns off and an audible prompt is heard.

Bluetooth Pairing

1. Ensure the speaker is powered on and in pairing mode (indicated by a flashing LED light and an audible prompt).
2. On your Bluetooth-enabled device (smartphone, tablet, computer), navigate to the Bluetooth settings.
3. Enable Bluetooth and search for available devices.
4. Select "SOAR ShockBox" from the list of found devices.
5. Once paired, the speaker will provide an audible confirmation, and the LED indicator will typically change to a solid light or a slow pulse.



Image: The SOAR NHL ShockBox LED Wireless Bluetooth Speaker, featuring the Edmonton Oilers logo on the front grille and blue LED light accents along the top and sides. This image displays the primary product design.

OPERATING INSTRUCTIONS

Music Playback

- After successful Bluetooth pairing, open your music application on your connected device and begin playback.
- Volume control is typically managed via your connected device.

- The speaker's LED lights will automatically synchronize with the music's beat.

Speakerphone Functionality

- When a call is received while connected via Bluetooth, the speaker will ring.
- To answer a call, press the Multi-function button (often the Play/Pause button).
- To end a call, press the Multi-function button again.
- To reject a call, press and hold the Multi-function button.

Stereo Pairing (TWS Function)

For an enhanced audio experience, two SOAR ShockBox speakers can be paired together to create a true wireless stereo (TWS) system.

1. Ensure both speakers are powered off.
2. Power on both speakers simultaneously. They will enter pairing mode.
3. On one of the speakers, double-press the Power button (or a dedicated TWS button if available). The speakers will attempt to connect to each other.
4. Once successfully paired, an audible confirmation will be heard, and one speaker will act as the master (left channel) and the other as the slave (right channel).
5. Connect your Bluetooth device to the master speaker as described in the "Bluetooth Pairing" section.



Image: This illustration demonstrates the True Wireless Stereo (TWS) function, showing two SOAR ShockBox speakers connected wirelessly to a single device for synchronized audio playback.

CARE AND MAINTENANCE

- **Cleaning:** Use a soft, dry cloth to clean the speaker's exterior. Do not use abrasive cleaners, solvents, or harsh chemicals.
- **Storage:** Store the speaker in a cool, dry place away from direct sunlight and extreme temperatures.
- **Water Resistance:** This speaker is not waterproof. Avoid exposing it to water, rain, or excessive moisture.
- **Battery Care:** To prolong battery life, avoid fully discharging the battery frequently. Charge the speaker regularly, even if not in use for extended periods.
- **Handling:** Do not drop, disassemble, or attempt to repair the speaker yourself. This may void the warranty and cause damage.

TROUBLESHOOTING

Problem	Possible Cause	Solution
Speaker does not power on.	Battery is depleted.	Charge the speaker using the provided Micro USB cable.
Cannot pair with Bluetooth device.	Speaker is not in pairing mode; Bluetooth is off on device; device is out of range.	Ensure speaker is in pairing mode (flashing LED). Turn Bluetooth on your device. Move device closer to speaker (within 30 ft). Forget previous pairings on your device and try again.
No sound or low volume.	Volume on speaker or device is too low; speaker is not connected.	Increase volume on both the speaker and your connected device. Ensure the speaker is successfully paired.
LED lights are not working.	Feature may be disabled (if applicable); malfunction.	Ensure music is playing. If the issue persists, contact customer support.

SPECIFICATIONS

Feature	Detail
Model Number	NHL-BTX2-LFS
Bluetooth Version	5.0
Wireless Range	Up to 30 feet (9 meters)
Battery Life	Over 5 hours (music/talk time)
Charging Port	Micro USB

Feature	Detail
Speaker Output	3W
Dimensions (Approx.)	3.6 in (width) x 4.5 in (height)
Manufacturer	Prime Brands Group Inc.
First Available	January 18, 2022



Image: This graphic illustrates the approximate dimensions of the SOAR ShockBox speaker, showing a width of 3.6 inches and a height of 4.5 inches.








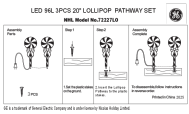
Image: A visual representation highlighting the 3-watt speaker driver, emphasizing its compact size while delivering significant audio output.

WARRANTY AND SUPPORT

For warranty information and customer support, please refer to the contact details provided on the product packaging or visit the official SOAR website. Keep your purchase receipt as proof of purchase for any warranty claims.

Manufacturer: Prime Brands Group Inc.

© 2024 SOAR. All rights reserved.

	<p>NHL Tree Model 23138LO/23146LO LED 400 Lights - Safety and Use Instructions</p> <p>Comprehensive safety, use, and care instructions for the NHL Tree Model 23138LO/23146LO LED 400 Lights, including important warnings and FCC compliance information.</p>
	<p>NHL 21 Official Game Guide: Controls, Modes, and Features</p> <p>Explore the official guide for NHL 21 on PlayStation 4. Learn about gameplay controls (Hybrid, Skill Stick, NHL 94), game modes like Be A Pro, Franchise, HUT, and World of CHL, and new features.</p>
	<p>Leckey Pronestander Derotational Belt Sizes and Specifications</p> <p>Comprehensive sizing guide for Leckey Pronestander and Freestander Derotational Belts, detailing strap dimensions, minimum and maximum user waist sizes, and product usage notes. Includes model numbers LFS/1/B through LFS/3/B2.</p>
	<p>NHL 19002LO Indoor Light Set User Manual</p> <p>This document provides important safety instructions, use and care guidelines, and troubleshooting tips for the NHL 19002LO indoor light set by GE.</p>
	<p>TELUS Optik TV Channel Selection Guide</p> <p>Explore TELUS Optik TV channel packages, premium options, and theme packs. Find the best live TV and streaming content for your home, with options for HD, 4K, and popular services like Netflix and Crave.</p>
	<p>GE LED 96L 3PCS 20" Lollipop Pathway Set Assembly Instructions</p> <p>Assembly instructions for the GE LED 96L 3PCS 20" Lollipop Pathway Set, Model No. NHL72227LO. Includes steps for setting up the pathway lights.</p>