

Spigen 075CS27429

Spigen Tough Armor Case for iPhone 11 Pro Max

Model: 075CS27429

1. PRODUCT OVERVIEW

The Spigen Tough Armor case is engineered to provide robust protection for your iPhone 11 Pro Max. It features a dual-layer design combining flexible TPU and rigid polycarbonate, along with advanced shock-absorbing technologies, to safeguard your device against drops, impacts, and scratches. An integrated kickstand enhances media viewing convenience.

Key Features:

- All-new foam technology for an extra layer of shock resistance.
- Combination of TPU and Polycarbonate for dual protection from drops and scratches.
- Reinforced kickstand with raised lips to protect screen and camera.
- Certified [MIL-STD 810G-516.6] protection and Air Cushion Technology for anti-shock protection.
- Compatible with Apple iPhone 11 Pro Max.

Only compatible
with iPhone 11 Pro Max



Not compatible
iPhone 11 | Pro



Figure 1: Spigen Tough Armor Case for iPhone 11 Pro Max.

2. COMPATIBILITY

This Spigen Tough Armor case is specifically designed for the **iPhone 11 Pro Max (2019)**. It is not compatible with the iPhone 11 or iPhone 11 Pro models.

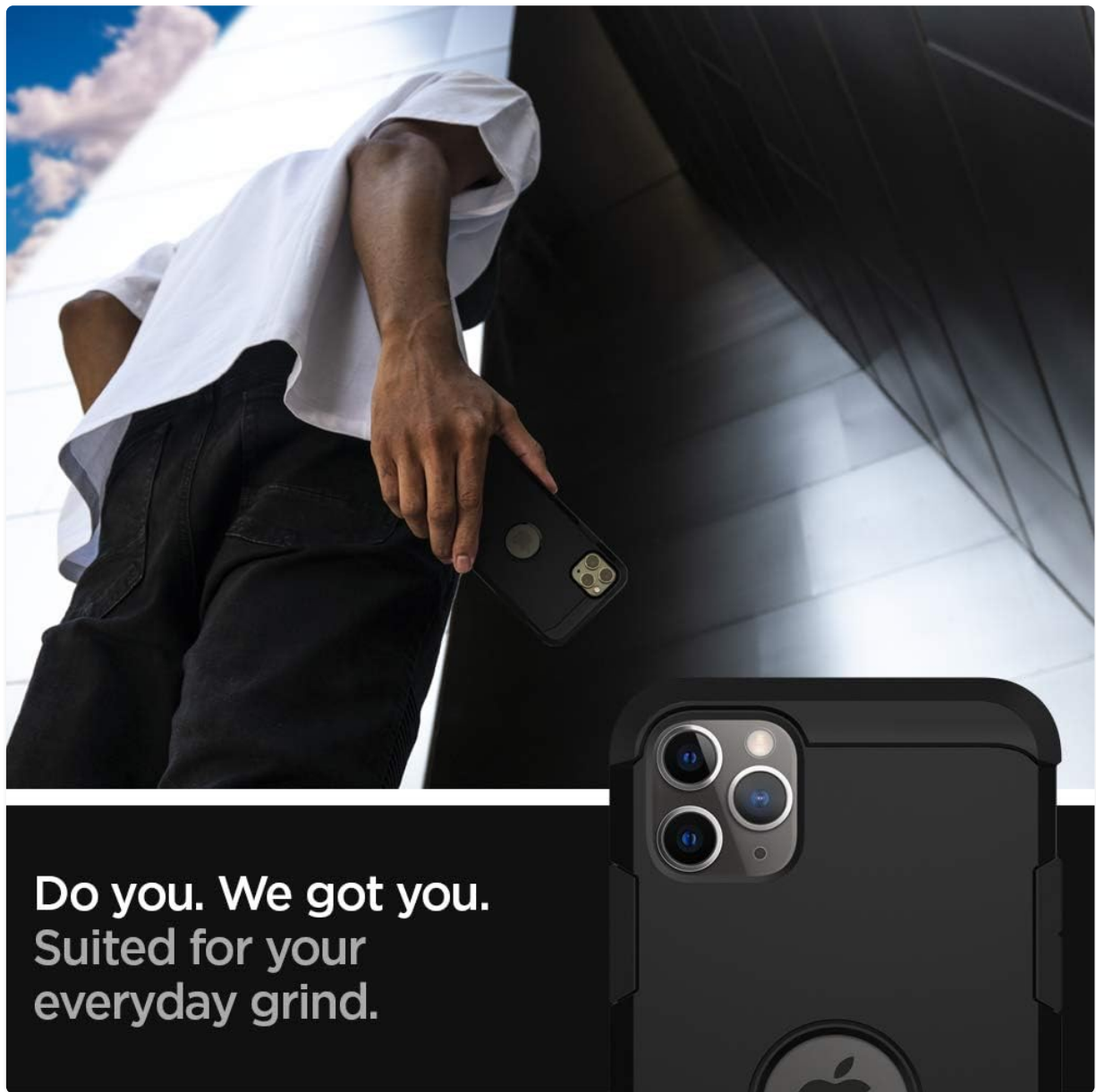


Figure 2: Device compatibility for the Tough Armor case.

3. INSTALLATION GUIDE

Follow these steps to properly install your Spigen Tough Armor case on your iPhone 11 Pro Max:

1. Ensure your iPhone 11 Pro Max is clean and free of dust or debris.
2. Separate the two layers of the case: the soft TPU inner layer and the hard polycarbonate outer shell.
3. First, gently place your iPhone into the soft TPU inner layer, ensuring all edges and corners are properly seated.
4. Next, align the hard polycarbonate outer shell with the TPU-covered phone and snap it into place. Ensure all clips are securely fastened around the TPU layer.
5. Verify that all buttons are functional and all ports are accessible.

Your browser does not support the video tag.

Video 1: Demonstrates the installation process of the Spigen Tough Armor case on an iPhone 11 series device.

4. FEATURES AND PROTECTION

4.1 Dual-Layer Construction

The Tough Armor case utilizes a hybrid design, combining a flexible Thermoplastic Polyurethane (TPU) inner layer with a rigid Polycarbonate (PC) outer shell. This combination provides enhanced protection against impacts and daily wear.



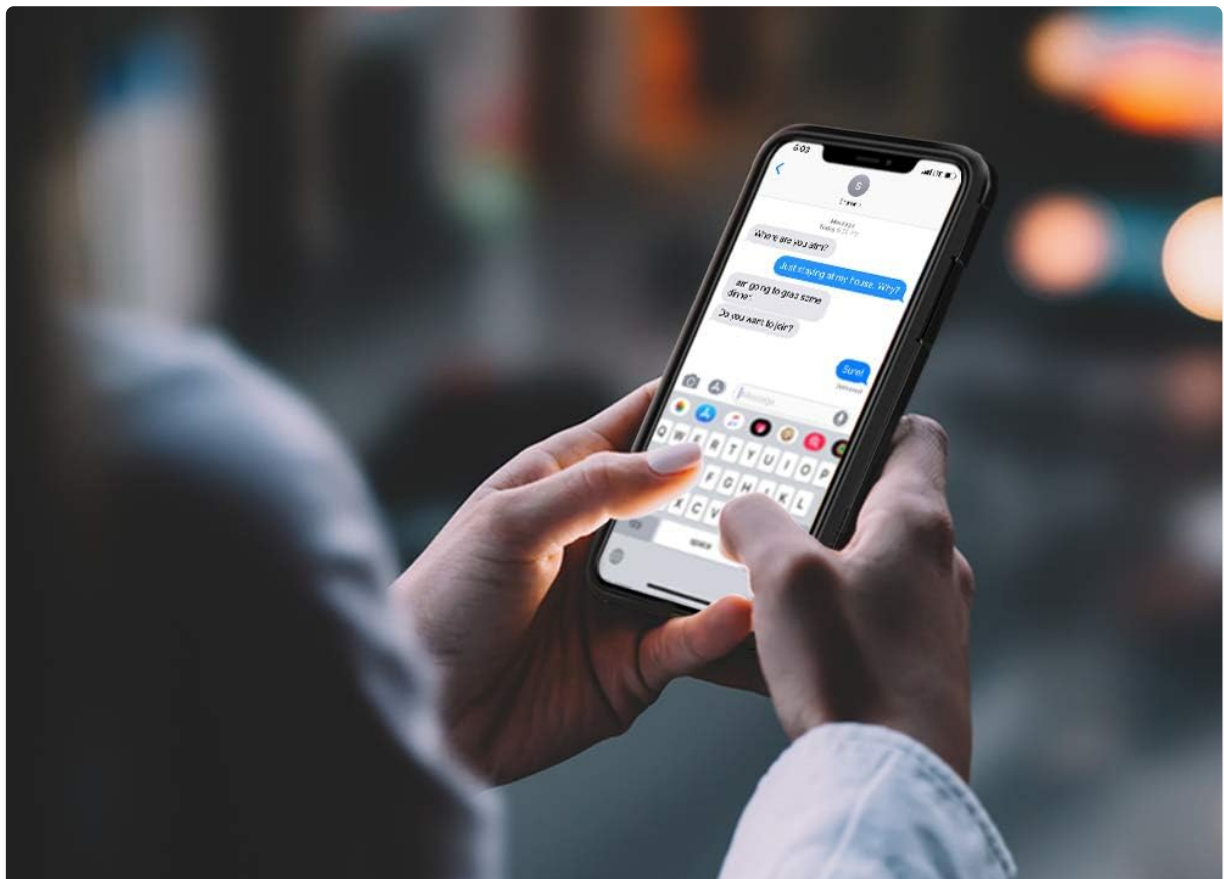
Figure 3: Exploded view illustrating the dual-layer design of the case.

4.2 Advanced Shock Absorption

Equipped with Air Cushion Technology in the corners and an all-new foam technology, the case effectively disperses impact forces, providing superior shock resistance and meeting MIL-STD 810G-516.6 certification standards.

4.3 Screen and Camera Protection

The case features raised bezels around the screen and camera cutouts. These elevated edges prevent direct contact with flat surfaces, reducing the risk of scratches and damage to your device's display and camera lenses.



Screen Protection.
Raised along the
edges to keep flat.



Figure 4: Screen protection design with raised edges.




Figure 5: Camera protection with lifted edges.

4.4 Integrated Kickstand

A built-in kickstand allows for convenient hands-free viewing of media in landscape orientation. To deploy, gently pull the kickstand outwards from its recess on the back of the case. Push it back in until it clicks to secure it when not in use.

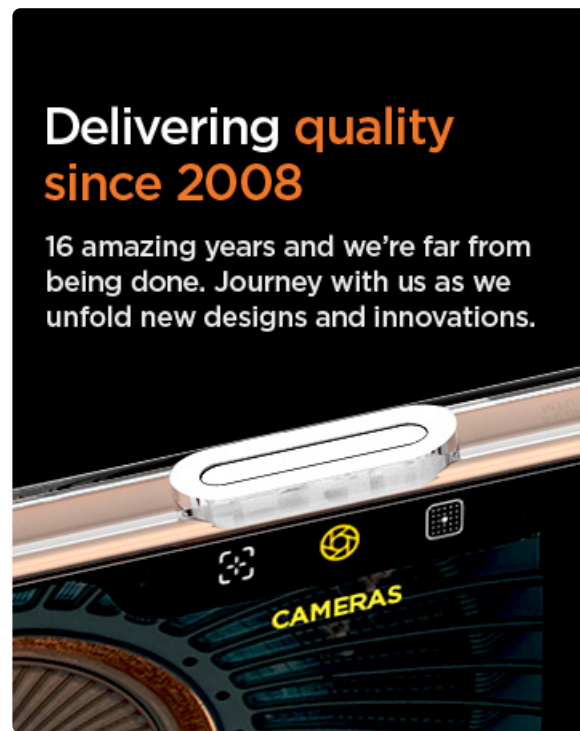


Figure 6: Phone case with kickstand in use.



Figure 7: Detail of the integrated kickstand.

4.5 Wireless Charging Compatibility

The Spigen Tough Armor case is designed to be compatible with wireless charging. You can charge your iPhone 11 Pro Max wirelessly without needing to remove the case.

Stay charging.
Stay powered even
with the case on.



Extreme defense.
Each layer to suit
any kind of impact.

Figure 8: Wireless charging with the case on.

5. CARE AND MAINTENANCE

To maintain the appearance and protective qualities of your Spigen Tough Armor case, follow these guidelines:

- **Cleaning:** Wipe the case regularly with a soft, damp cloth. For stubborn dirt, a mild soap solution can be used. Avoid harsh chemicals or abrasive cleaners, as these may damage the case material.
- **Storage:** Store the case in a cool, dry place away from direct sunlight when not in use.
- **Inspection:** Periodically inspect the case for any signs of wear or damage. A damaged case may not provide optimal protection.

6. PRODUCT SPECIFICATIONS

Specification	Detail
Product Dimensions	3 x 0.4 x 6 inches

Specification	Detail
Item Weight	0.704 ounces
Item Model Number	075CS27429
Special Features	Kickstand, Shock-Absorbent
Form Factor	Bumper
Color	XP Black
Manufacturer	Spigen
Material	Durable PC, Flexible TPU, Impact Foam, Polycarbonate, Thermoplastic polyurethane

7. WARRANTY AND SUPPORT

For warranty information, product support, or to contact customer service, please visit the official Spigen website or refer to the documentation included with your purchase. Spigen is committed to providing quality products and support for its customers.