

Amazon Basics AB-BL105

Amazon Basics Bike Cable Lock (Model AB-BL105) - Instruction Manual

Your guide to securing your bicycle and other valuables.

1. INTRODUCTION

Thank you for choosing the Amazon Basics Bike Cable Lock. This 6-foot keyed cable lock is designed to provide reliable security for your bicycle, helmets, backpacks, and luggage. Constructed from durable steel with a weather-resistant plastic coating, it offers both strength and protection against the elements. This manual will guide you through the proper use and care of your new lock.



Figure 1: Amazon Basics 6-foot Bike Cable Lock, coiled with two keys.

2. PACKAGE CONTENTS

- 1 x Amazon Basics Bike Cable Lock (Model AB-BL105)
- 2 x Keys

3. SETUP

Your Amazon Basics Bike Cable Lock comes ready to use. No assembly is required. Familiarize yourself with the lock mechanism and keys before first use.

3.1 Key Operation

- The lock features a protective key cover. Slide the blue cover to expose the keyhole.
- Insert one of the provided keys into the keyhole.
- Turn the key to unlock the cable.
- To lock, simply push the cable end into the lock mechanism until it clicks. The lock can be secured without the key.
- Remove the key and slide the key cover back into place to protect the mechanism from dirt and moisture.



Figure 2: Close-up of the lock mechanism with key cover.

4. OPERATING INSTRUCTIONS

Follow these steps to effectively secure your belongings:

1. **Choose a Secure Object:** Select a sturdy, immovable object to secure your bike or item to, such as a bike rack, lamppost, or fence.
2. **Position the Cable:** Loop the 70-inch (6-foot) cable through the frame of your bicycle (and ideally a wheel) and around the chosen secure object. Ensure the cable is not easily removable or cuttable.
3. **Engage the Lock:** Insert the free end of the cable into the locking mechanism. Push firmly until you hear a click, indicating it is securely locked. Remember, the lock can be engaged without the key.
4. **Verify Security:** Gently tug on the cable and the lock to ensure it is properly secured and cannot be easily dislodged.
5. **Unlock:** To unlock, insert the key into the keyhole (after sliding the cover) and turn it. The cable end will release from the mechanism.



Figure 3: Bike Cable Lock in use.

Official Product Overview Video

Your browser does not support the video tag.

Video 1: An official overview of the Amazon Basics Bike Cable Lock, demonstrating its features and basic operation.

Demonstration of a Similar Cable Lock

Your browser does not support the video tag.

Video 2: A demonstration of a similar keyed cable lock, showing how it can be mounted and used to secure a bicycle.

5. MAINTENANCE

- **Keep Keys Safe:** Store your spare key in a secure location. Avoid keeping both keys in the same place.
- **Clean Keyhole:** Periodically clean the keyhole to prevent dirt and debris from accumulating, which can affect the locking mechanism's performance. Use a small amount of graphite lubricant if the key becomes stiff.
- **Inspect Cable:** Regularly check the steel cable and plastic coating for any signs of wear, cuts, or damage. Replace the lock if significant damage is observed.
- **Weather Protection:** Always ensure the key cover is closed when not in use to protect the internal

mechanism from moisture and dust.

6. TROUBLESHOOTING

- **Key is Stiff/Hard to Turn:** Apply a small amount of graphite lubricant into the keyhole. Avoid using oil-based lubricants as they can attract dirt.
- **Cable Not Locking:** Ensure the cable end is fully inserted into the locking mechanism until a distinct click is heard. Check for any obstructions in the mechanism.
- **Lost Keys:** If both keys are lost, the lock will need to be replaced. Keep a spare key in a safe, separate location.

7. SPECIFICATIONS

Feature	Detail
Brand	Amazon Basics
Model Name	Bike Cable Lock
Model Number	AB-BL105
Lock Type	Cable, Keyed
Cable Length	70 inches (approx. 6 feet)
Cable Diameter	8mm
Material	Durable Steel, Plastic Coating
Color	Black
Included Components	1 x Cable Lock, 2 x Keys
Item Weight	0.28 Kilograms

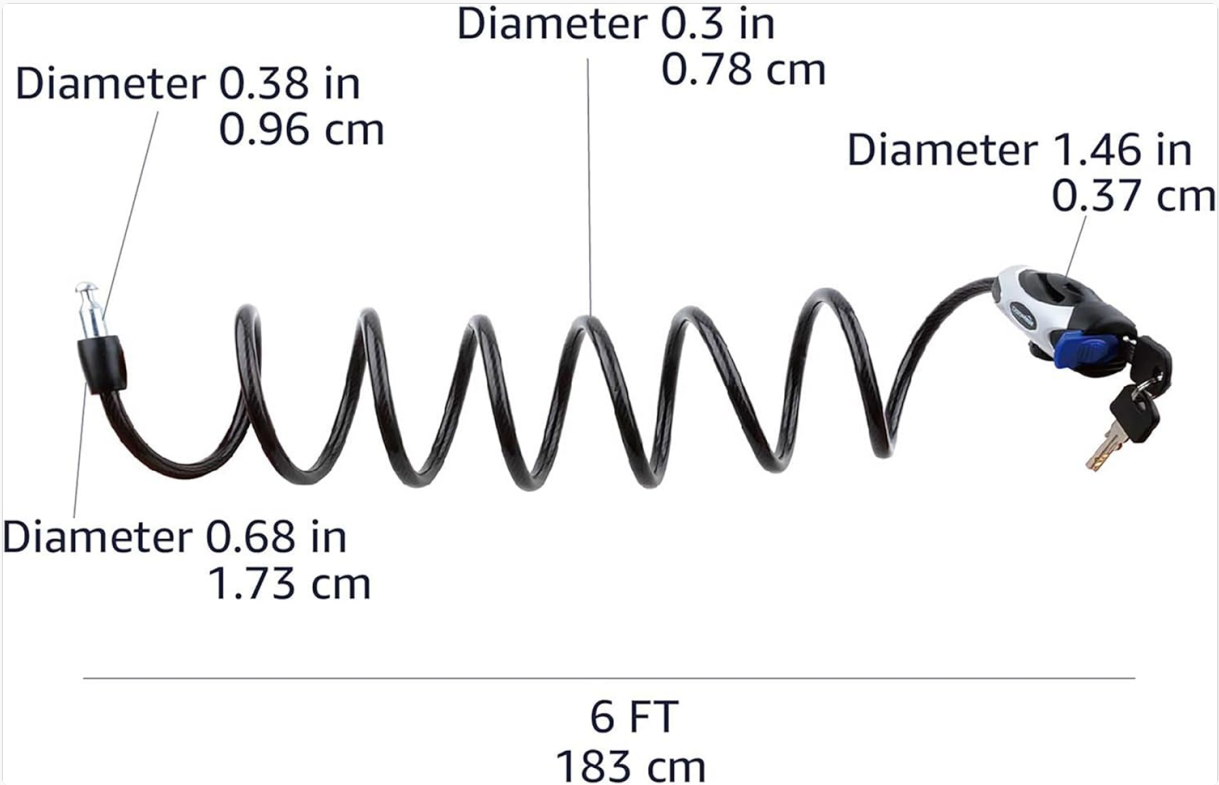


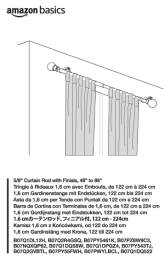



Figure 4: Product dimensions.

8. WARRANTY AND SUPPORT

The Amazon Basics Bike Cable Lock is backed by a 1-Year Limited Warranty. For warranty claims, product support, or further assistance, please refer to the contact information provided with your purchase or visit the official Amazon Basics support page.

© 2025 Amazon Basics. All rights reserved.

Related Documents - AB-BL105

	<p>Amazon Basics 5/8" Curtain Rod with Finials - 48" to 88" Installation and Safety Guide</p> <p>This guide provides essential safety information, specifications, and installation instructions for the Amazon Basics 5/8" Curtain Rod with Finials, adjustable from 48" to 88" (122-224 cm). Learn how to safely install and maintain your curtain rod.</p>
	<p>Amazon Basics Electronic Touchscreen Deadbolt Door Lock Installation Manual</p> <p>Installation manual for the Amazon Basics Electronic Touchscreen Deadbolt Door Lock with Passage Lever. Provides product overview, parts list, and step-by-step installation guidance for various door types in multiple languages.</p>
	<p>Amazon Basics Cat6 Ethernet Cable (1000 Ft / 305m) - Product Information and Safety Guide</p> <p>Comprehensive product information for the Amazon Basics Cat6 Ethernet Cable (1000 Ft / 305m). Covers intended use, critical safety precautions, environmental disposal guidelines, and feedback channels, presented in English with references to multilingual content.</p>
	<p>Amazon Basics 5-Tier Ladder Bookshelf Organizer - User Manual and Safety Guide</p> <p>Comprehensive user manual and safety guide for the Amazon Basics 5-Tier Ladder Bookshelf Organizer. Includes important safety warnings, assembly tips, cleaning instructions, maintenance advice, disposal guidelines, and product specifications.</p>

Car Sound Deadener
Insensibilisateur de Vibration
Kfz-Schalldämpfer
Fonossoribento per Auto
Arecetiguador de Sonido para Coche
Gelschokisolatie voor Auto
Samschedowy tłumik drgawkow
Bläsölulungsmatte

自動車管理講習シート
B07XMDTTR2, B07XMF3KK5, B07XJSMVQ8, B07XMFZV77

EN	Page	3	ML	Page	18
FR	Page	6	SV	Seite	21
DE	Seite	9	PL	Stron	24
IT	pagina	12	日本語	ページ	27

Comprehensive guide for installing and using Amazon Basics Car Sound Deadener, 14.5 x 10 inches (10-piece pack) and 9.8 x 15.7 inches (34-piece pack). Learn about its features, benefits, and application for automotive soundproofing.

[illegible]

User manual for the Amazon Basics Top Platform Cat Tree, an 18 x 14 x 22 inch beige cat tree designed for pet supplies.