

Manuals+

[Q & A](#) | [Deep Search](#) | [Upload](#)

[manuals.plus](#) /

- › [KIPPY](#) /
- › [Kippy Evo GPS and Activity Tracker User Manual](#)

KIPPY KEVO1GF

Kippy Evo GPS and Activity Tracker User Manual

Model: KEVO1GF

1. INTRODUCTION

The Kippy Evo is an advanced GPS and activity tracker designed for dogs and cats, weighing approximately 38 grams. It provides real-time location tracking and comprehensive activity monitoring, ensuring the safety and well-being of your pet. This device is waterproof and features a long-lasting battery, making it suitable for various environments and activities. The Kippy Evo operates across Europe, utilizing multiple tracking technologies including GPS, Glonass, LBS, WiFi, and Bluetooth for accurate positioning.



Image: Kippy Evo product packaging and the device itself, highlighting its compact design.

2. SETUP AND ACTIVATION

To begin using your Kippy Evo, follow these steps:

1. **Charge the Device:** Before first use, fully charge your Kippy Evo using the provided charging cable. The LED indicator will show charging status.
2. **Download the Kippy App:** Download the official Kippy application from your smartphone's app store (available for iOS and Android).
3. **Create an Account:** Open the app and follow the on-screen instructions to create a new user account.
4. **Add Your Device:** Within the app, select the option to add a new device. You will be prompted to scan a QR code on your Kippy Evo or enter its serial number.
5. **Activate Service Package:** The Kippy Evo includes a non-removable SIM card. To enable data connectivity for tracking and monitoring, you must activate a service package through the Kippy app. Various subscription plans are available (e.g., Basic, Premium, Ultimate, Supreme) offering different durations and benefits. Refer to the app or [Kippy's official website](#) for details on service packages.
6. **Attach to Pet:** Securely attach the Kippy Evo to your pet's collar or harness. Ensure it is snug but comfortable, allowing for free movement. The device is lightweight (38g) and designed to be unobtrusive.

Paquet Service à partir de 4 €

MENSUEL*	ANNUEL	2 ANS
11 € par mois	6 € par mois	4 € par mois
<i>Païement de 11 € en une seule fois</i>	<i>Païement de 69,99 € en une seule fois</i>	<i>Païement de 99,99 € en une seule fois</i>
<i>(Facturé chaque mois)</i>	<i>(Facturé chaque année)</i>	<i>(Facturé chaque 2 ans)</i>
<small>*Nécessite d'un paquet de services de 4 mois minimum</small>	BEST SELLER	



Kippy possède à l'intérieur une carte SIM qui doit être activée pour avoir une connexion de données et pouvoir localiser

Retrouves plus d'options sur:
<https://www.kippy.eu/fr/paquet-de-services>

Image: Overview of Kippy Evo service packages, detailing monthly, annual, and multi-year subscription options for data connectivity.

3. OPERATING INSTRUCTIONS

3.1 GPS Location Tracking

The Kippy Evo allows you to track your pet's location in real-time across Europe. The device uses a combination of GPS, Glonass, LBS, WiFi, and Bluetooth technologies for precise positioning, both indoors and outdoors.

- **Live Tracking:** Open the Kippy app and navigate to the "Position" section to view your pet's current location on a map. The Live Tracking feature provides continuous updates.
- **Location History:** The app stores your pet's location history for the past two months, allowing you to review their movements and identify common routes or areas.
- **Safe Zones (Geofencing):** Define virtual fences or "safe zones" on the map within the app. You will receive an alert notification on your smartphone if your pet enters or exits these predefined areas. This feature is particularly useful for containing pets within a yard or alerting you if they wander too far.



**Gardez toujours un œil
sur votre animal de compagnie.**

Trouvez-le en
temps réel.

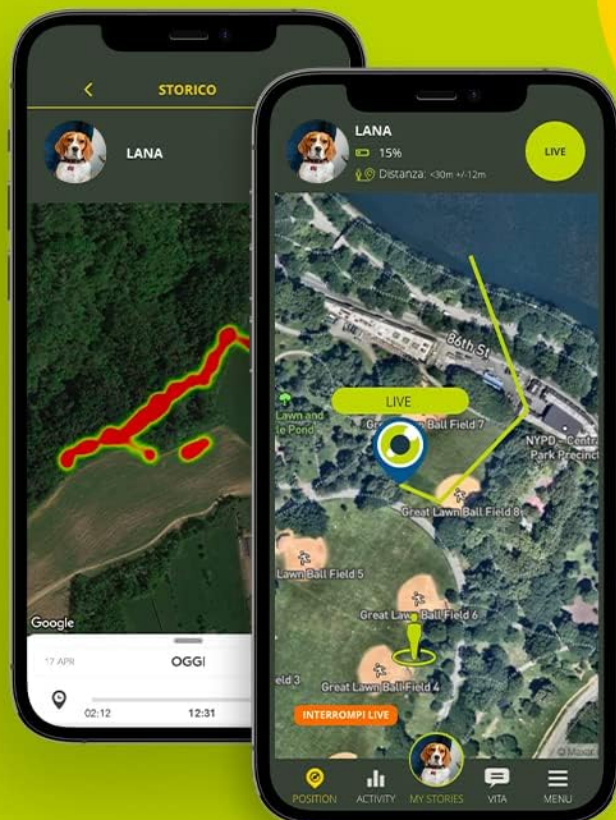


Image: A user viewing their pet's real-time location on the Kippy app, showing map interface and live tracking.



Configurez des frontières virtuelles

Recevez une notification quand
il s'éloigne trop de la zone délimitée.

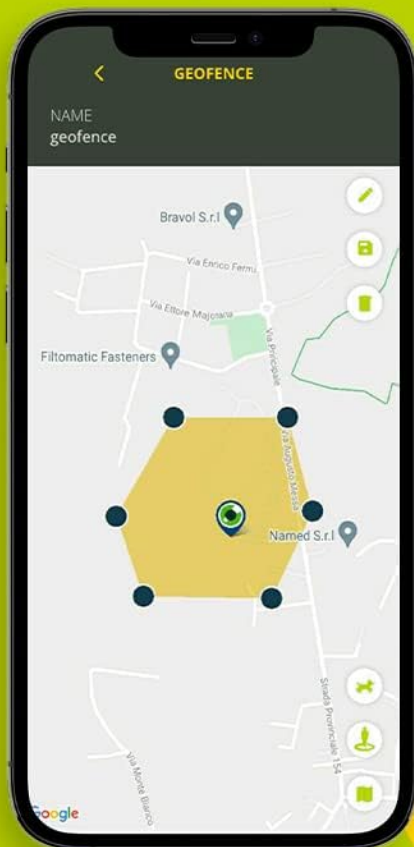


Image: Screenshot of the Kippy app demonstrating how to set up a virtual geofence, with a dog visible within a defined safe zone.

3.2 Activity Monitoring

The Kippy Evo acts as an activity tracker, providing insights into your pet's daily physical activity and well-being. It monitors 8 specific activities:

- Steps taken
- Calories burned
- Minutes walked
- Running duration
- Playtime
- Sleep duration
- Light movements
- General activity level

The app allows you to compare your pet's activity data with official parameters provided by the Veterinary University of

Milan, helping you ensure they maintain a healthy lifestyle. Kippy also sends personalized messages and wellness tips based on your pet's activity data.



Image: The Kippy app displaying activity levels and metrics for a pet, including steps, calories, and sleep, with a person running alongside their dog.

4. MAINTENANCE

4.1 Battery Life and Charging

The Kippy Evo is equipped with a long-lasting battery, providing up to 7 days of operation with a good signal and position updates every 2 hours. Battery life may vary depending on usage frequency, signal strength, and environmental factors. Recharge the device using the supplied USB cable. A full charge typically takes a few hours.

4.2 Waterproofing

The Kippy Evo is designed to be waterproof, making it suitable for use in various weather conditions and even during swimming. Ensure the charging port cover is securely closed to maintain its waterproof integrity.



Image: A dog and a person swimming underwater, with the Kippy Evo device visible, demonstrating its waterproof capability.

4.3 Cleaning

To clean your Kippy Evo, wipe it with a soft, damp cloth. Avoid using harsh chemicals or abrasive materials, as these may damage the device.

5. TROUBLESHOOTING

Problem	Possible Cause	Solution
Device not tracking location.	No active service package; poor signal; device turned off or low battery.	Ensure a service package is active in the Kippy app. Move to an area with better network coverage. Check battery level and charge if necessary. Power on the device.
Inaccurate GPS location.	Weak GPS signal (e.g., indoors, dense urban areas, heavy tree cover); environmental interference.	Move the device to an open area with a clear view of the sky. GPS accuracy can vary based on environmental conditions. The device uses multiple technologies (GPS, Glonass, LBS, WiFi, Bluetooth) to improve accuracy.
SMS for registration/activation not received.	Network issues; incorrect phone number; SMS blocked by carrier.	Verify the phone number entered during registration. Check your phone's spam/junk folder. Contact your mobile carrier to ensure SMS from unknown numbers are not blocked. If the issue persists, contact Kippy customer support.
Battery drains quickly.	Frequent live tracking; poor signal requiring more power; old battery.	Reduce the frequency of live tracking if not continuously needed. Ensure the device is used in areas with good signal. If the device is old and battery life has significantly degraded, consider contacting support for battery replacement options.
Device not connecting to app.	Bluetooth/internet issues on phone; app outdated; device not powered on.	Ensure your phone's Bluetooth is enabled and has an active internet connection. Update the Kippy app to the latest version. Restart both the Kippy Evo and your smartphone.

6. SPECIFICATIONS

- **Model Number:** KEVO1GF
- **Dimensions (L x W x H):** 5.5 x 2.2 x 0.03 cm (2.17 x 0.87 x 0.01 inches)
- **Weight:** 38 grams (0.08 lbs)
- **Battery:** 1 Lithium-polymer battery (included)
- **Battery Life:** Up to 7 days (with good signal and position updates every 2 hours)

- **Waterproof:** Yes
- **Recommended for:** Small breeds (dogs), cats weighing over 4 kg
- **Connectivity:** GPS, Glonas, LBS, WiFi, Bluetooth (integrated SIM card)
- **Material:** Plastic
- **Color:** Green Forest (Vert)
- **Closure Type:** Buckle (for attachment to collar/harness)
- **Included Components:** Kippy Evo device, SIM (integrated), access to Kippy application
- **Manufacturer:** Kippy SRL



**Ne perdez
plus votre chat**

Convient aux chats
qui pèsent plus de 4 kg.



Image: A cat wearing the Kippy Evo device, with an overlay showing the dimensions of the tracker (5.5 cm length, 2.2 cm width, 3.7 cm height).

7. WARRANTY AND SUPPORT

The Kippy Evo is manufactured by Kippy SRL. For information regarding warranty coverage, please refer to the terms and conditions provided at the time of purchase or visit the official Kippy website. Most purchases include a return/replacement policy, typically 30 days from the date of purchase.





For technical support, assistance with service package activation, or any other inquiries, please contact Kippy customer support through the Kippy application or via their official website:

- **Kippy Official Website:** www.kippy.eu
- **Service Package Information:** www.kippy.eu/fr/paquet-de-services

When contacting support, please have your device's model number (KEVO1GF) and serial number ready.

© 2024 Kippy SRL. All rights reserved. This manual is for informational purposes only.

Related Documents - KEVO1GF

	<p>Kippy CAT GPS and Activity Monitor for Cats - Complete User Manual</p> <p>Comprehensive user manual for the Kippy CAT GPS and Activity Monitor, covering setup, features like Live Tracking, Geofence, Activity Tracking, battery life, maintenance, and customer support for pet owners.</p>
	<p>Kippy DOG & PetLink DOG User Manual: GPS & Activity Monitor for Dogs</p> <p>Comprehensive user manual for Kippy DOG and PetLink DOG EU v1 GPS & Activity Monitors. Learn about setup, features like live tracking, geofencing, activity monitoring, battery life, maintenance, and safety.</p>
	<p>Kippy Cat Safety Information</p> <p>Comprehensive safety information for the Kippy Cat GPS locator, covering intended use, wearability, charging, general warnings, and disposal. Includes multiple language options.</p>
	<p>Kippy Privacy and Cookie Policy</p> <p>Detailed information on how Kippy srl collects, processes, and shares personal data, including cookie usage, third-party services, user rights, and policy changes.</p>

