

## Bose SoundTouch 10

# Bose SoundTouch 10 Wireless Speaker Instruction Manual

Model: SoundTouch 10

[Setup](#)

[Operation](#)

[Maintenance](#)

[Troubleshooting](#)

[Specifications](#)


[Warranty &  
Support](#)

## 1. SETUP

This section guides you through the initial setup of your Bose SoundTouch 10 Wireless Speaker.

### 1.1 Unpacking and Placement

Carefully remove all components from the packaging. Place your SoundTouch 10 speaker on a stable, flat surface. Ensure it is within range of your Wi-Fi network for optimal performance.



Front view of the Bose SoundTouch 10 Wireless Speaker in white, showcasing its compact design.

## 1.2 Power Connection

Connect the power cord to the speaker and then to a wall outlet. The speaker will power on automatically.

### 1.3 Connecting to Wi-Fi and Bluetooth

To connect your speaker to your home Wi-Fi network and enable multi-room audio, download the **Bose SoundTouch app** on your smartphone or tablet. Follow the in-app instructions for Wi-Fi setup. For Bluetooth connectivity, press the **Bluetooth/AUX** button on the speaker. The Bluetooth indicator will blink. Open your device's Bluetooth settings and select the Bose SoundTouch 10 from the list of available devices.



The white Bose SoundTouch 10 speaker positioned next to its compact remote control.

## 2. OPERATING YOUR SPEAKER

The SoundTouch 10 speaker offers multiple ways to control your audio experience.

## 2.1 Speaker Controls

The top panel of the speaker features several buttons for direct control:

- **Power Button:** Turns the speaker on or off.
- **Bluetooth/AUX Button:** Toggles between Bluetooth and auxiliary input modes.
- **Preset Buttons (1-6):** Customize these buttons to instantly access your favorite music, internet radio stations, or playlists via the SoundTouch app.
- **Volume Up/Down:** Adjusts the speaker's volume.



A slightly different perspective of the white Bose SoundTouch 10 speaker and its remote, highlighting the speaker's sleek profile.

## 2.2 Using the SoundTouch App

The SoundTouch app provides comprehensive control over your speaker. Use it to:

- Browse and play music from services like Amazon Music and Spotify.
- Access internet radio stations and your personal music library.
- Set up and manage your six personalized presets.
- Group multiple SoundTouch speakers for a multi-room listening experience.

## 2.3 Voice Control with Alexa

The Bose SoundTouch 10 is compatible with Alexa for hands-free voice control. If you have an Alexa-enabled device (sold separately), you can use the Bose Skill for Alexa to control your speaker with voice



commands.



The white Bose SoundTouch 10 speaker placed on a kitchen counter, demonstrating its integration into a home environment.

### 3. MAINTENANCE

---

Proper care ensures the longevity and performance of your SoundTouch 10 speaker.

#### 3.1 Cleaning

Wipe the speaker's surface with a soft, dry cloth. Do not use any liquids or abrasive cleaners. Avoid getting moisture into any openings.

#### 3.2 Storage

If storing the speaker for an extended period, disconnect it from power and store it in a cool, dry place.



The white Bose SoundTouch 10 speaker on a shelf in a bedroom, illustrating its versatility in different rooms.

## 4. TROUBLESHOOTING

---

If you encounter issues with your SoundTouch 10 speaker, refer to the following common solutions.

### 4.1 No Power

- Ensure the power cord is securely connected to both the speaker and a working wall outlet.
- Try plugging another device into the same outlet to confirm it has power.

### 4.2 No Sound

- Check the volume level on both the speaker and your connected device.
- Verify that the correct input source (Wi-Fi, Bluetooth, or AUX) is selected.
- If using Bluetooth, ensure your device is paired and connected to the speaker.

### 4.3 Connectivity Issues (Wi-Fi/Bluetooth)

- Restart your speaker and your Wi-Fi router.

- Ensure the speaker is within range of your Wi-Fi router or Bluetooth device.
- For Wi-Fi, re-run the setup process through the SoundTouch app.
- For Bluetooth, unpair and re-pair the device.

## 5. SPECIFICATIONS

Model Name	SoundTouch 10
Brand	Bose
Speaker Type	Multi Room
Special Feature	Radio
Recommended Uses	Music
Compatible Devices	Alexa-enabled devices
Surround Sound Channel Configuration	2.0
Color	White
Included Components	Bose SoundTouch 10 Wireless Speaker
Item Weight	3 Pounds
Is Waterproof	FALSE
Control Method	Voice
Wireless Communication Technology	Bluetooth, Wi-Fi
Speaker Size	6.5 Inches
Power Source	AC Powered (requires power cable)
Woofer Diameter	6.5 Inches
Bluetooth Range	10 Meters
UPC	723548772825
Product Dimensions	12 x 6.5 x 9 inches





## 6. WARRANTY & SUPPORT

Your Bose SoundTouch 10 Wireless Speaker comes with a **Limited Warranty**. For specific details regarding warranty coverage, please refer to the documentation included with your product or visit the official Bose website.

### 6.1 Customer Support

For further assistance, technical support, or to register your product, please visit the [Bose Support Website](#) or contact Bose customer service directly.

## Related Documents - SoundTouch 10

<div data-bbox="196 425 229 434"><p>FAQ Sheet</p></div> <div data-bbox="138 452 215 459"><p>Speaker will not turn on</p></div> <div data-bbox="138 459 215 631"></div>	<p><a href="#">Bose SoundTouch Troubleshooting Guide: Connectivity, Alexa, and More</a></p> <p>Find solutions for common Bose SoundTouch issues, including speaker not turning on, Wi-Fi connection problems, Amazon Alexa integration, music library access, software updates, and more. This comprehensive FAQ guide helps you get the most out of your Bose SoundTouch system.</p>
	<p><a href="#">Bose SoundTouch 10 Wireless Speaker Owner's Guide</a></p> <p>This owner's guide provides comprehensive instructions for setting up, operating, and troubleshooting the Bose SoundTouch 10 wireless speaker. Learn about safety precautions, connectivity options (Bluetooth, Wi-Fi, AUX), app control, and regulatory information.</p>
	<p><a href="#">Bose SoundTouch Stereo JC Wi-Fi Music System Owner's Guide</a></p> <p>Explore the Bose SoundTouch Stereo JC Wi-Fi music system with this owner's guide. Learn setup, operation, wireless streaming, presets, and app control for a superior home audio experience.</p>
	<p><a href="#">Bose SoundTouch 20 Series III Wireless Speaker Owner's Guide</a></p> <p>Comprehensive owner's guide for the Bose SoundTouch 20 Series III wireless speaker, covering setup, controls, app usage, connectivity, troubleshooting, and safety instructions.</p>
	<p><a href="#">Bose Surround Speakers Setup Guide with Bose Smart Soundbar</a></p> <p>Concise guide on setting up Bose Surround Speakers with Bose Smart Soundbar using the Bose Music app. Includes instructions for different Bose soundbar models and links to resources.</p>





### [Bose SoundTouch Portable Wi-Fi Music System Service Manual](#)

Official service manual for the Bose SoundTouch Portable Wi-Fi Music System, covering specifications, part lists, disassembly, testing, software updates, and troubleshooting for authorized service.