



[Manuals.plus](#) /

> [INFANS](#) /

> INFANS High Chair for Babies & Toddlers, Foldable Highchair with Multiple Adjustable Backrest, Footrest and Seat Height, Removable Tray, Detachable PU Leather Cushion, Built-in Rear Wheels (Black) Standard Black

INFANS INFANS

INFANS High Chair Instruction Manual

Model: INFANS

PRODUCT OVERVIEW

The INFANS High Chair is designed for babies and toddlers, offering a versatile and comfortable feeding and play solution. It features multiple adjustable positions for backrest, footrest, and seat height, a removable tray, and a detachable PU leather cushion for easy cleaning. Built-in rear wheels enhance mobility, and its foldable design allows for compact storage.



Image: Front view of the INFANS High Chair, showcasing its overall design and attached tray.

SAFETY INFORMATION

Important Safety Warning: Please always fasten the five-point safety belt when using the high chair to ensure your child's safety. The high chair features a scientific frame and stable pyramid structure to prevent tipping. It is designed for children from 0 to 5 years old with a maximum weight of 50 pounds. This product is US. CPSIA & ASTM APPROVED, made of non-toxic and food-grade PP without any odor, and is FREE from BPA, PVC, Phthalates, Lead, Latex, and Formaldehyde. It has no sharp points or edges and has passed tests for stability, asphyxiation, load, and shear.

KEY FEATURES

- **Adjustable Design:** Features 7 height positions, 5 tilt positions for the backrest, 3 adjustable footrest positions, and 3 telescopic positions for the removable tray. This ensures comfort and functionality as your child grows.

Removable PU leather seat cushion for easy cleaning and maintenance



Image: Illustration detailing the 5-position backrest angle adjustment, from upright to reclined for eating, playing, or resting.

HEIGHT ADJUSTABLE WITH 7 LEVELS

Meet you different seat height needs




Image: Diagram illustrating the 7-level height adjustment feature of the high chair, allowing it to adapt to various table heights.

- **Easy Use, Clean, and Fold:** The high chair requires no installation. It features removable BPA-free plastic trays that are dishwasher safe. The waterproof PU leather cushion is also removable and can be easily wiped clean. The chair folds effortlessly in 5 seconds for compact storage.

Free installation design with collapsible structure

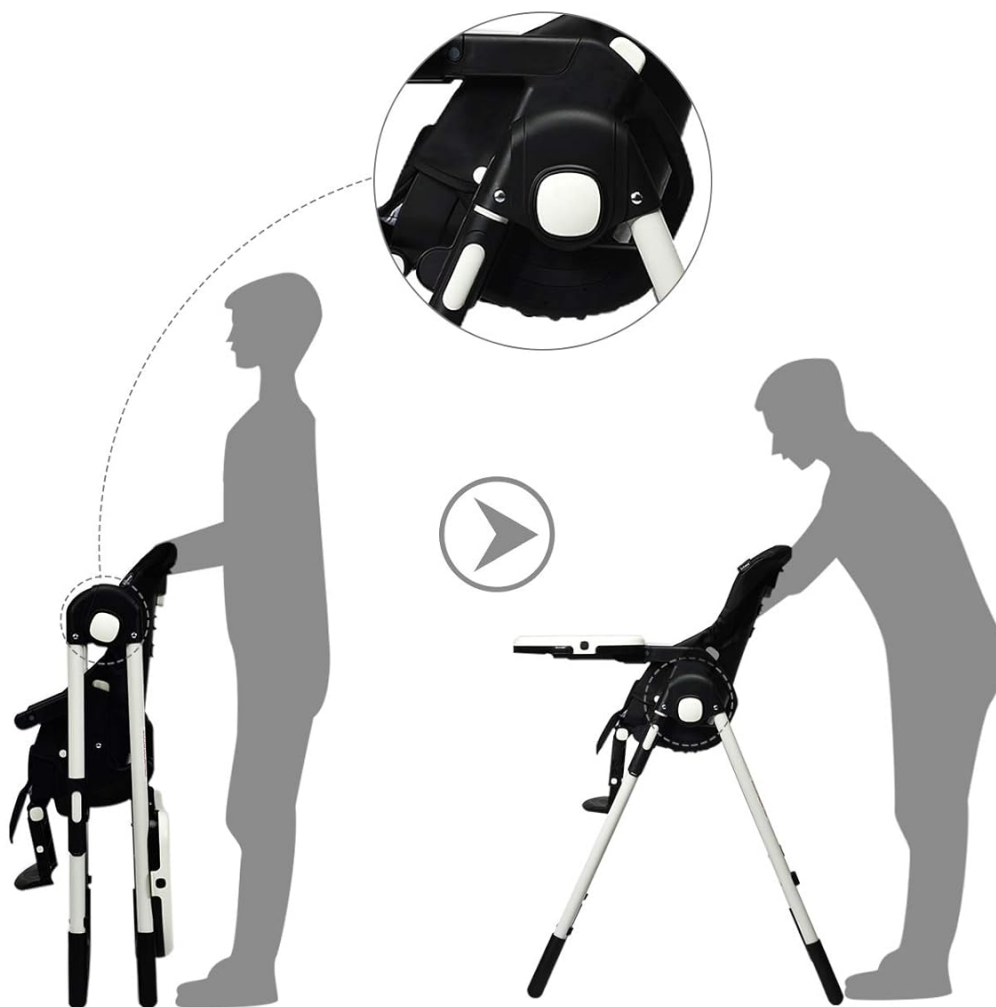
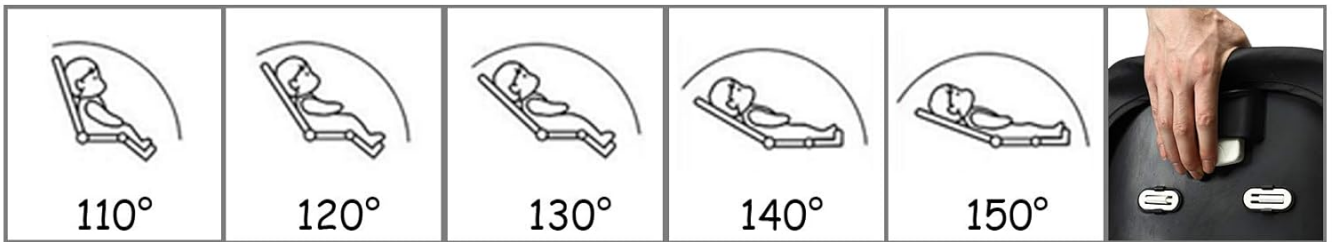
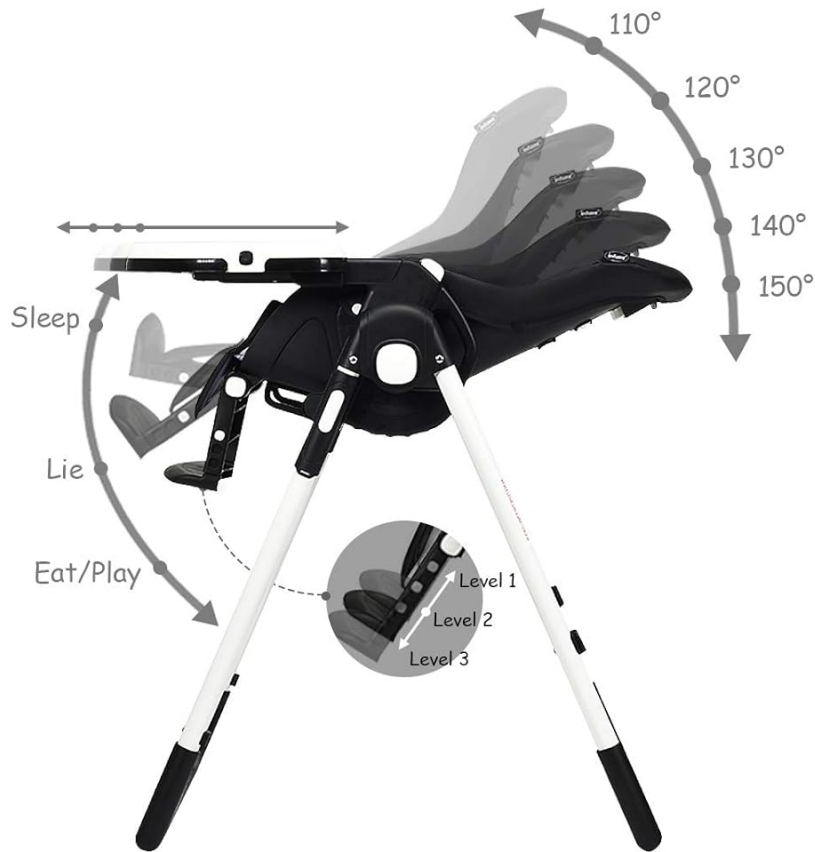


Image: Visual guide demonstrating the free installation and collapsible structure of the high chair for easy folding and storage.

**Detachable double tray
using food grade
safety pp material**



Image: Close-up of the removable PU leather seat cushion, highlighting its waterproof and antifouling properties for easy cleaning.



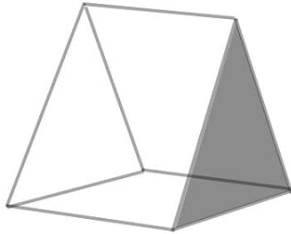
Backrest Angle Adjustment

The backrest can be adjusted to different angles according to different seating postures that maximize the babies' comfort

Image: A child seated in the high chair, with an inset showing the detachable double tray made from food-grade safety PP material.

- **Multi-Use Functionality:** Can be used as a dining chair, play chair, feeding chair, or even a toddler chair by removing the trays, adapting to your child's growing needs.
- **Mobility:** Equipped with 2 built-in rear wheels for easy movement around your home.
- **Stable Design:** Features a triangular structure with four supporting points, creating a stable pyramid structure to prevent rollover.

ANTI-DUMPING SAFETY DESIGN



Triangular structure + Four supporting points = Stable pyramid structure.

Provide stable protection and avoid rollover caused by playfulness or external force.



Image: Diagram showcasing the anti-dumping safety design, emphasizing the stable triangular structure that prevents rollovers.

SETUP AND ASSEMBLY

The INFANS High Chair is designed for immediate use and requires no complex installation. It arrives largely pre-assembled. Simply unfold the chair and ensure all locking mechanisms are securely engaged before placing your child in it. Refer to the folding instructions in the "Operating Instructions" section for details on unfolding.

OPERATING INSTRUCTIONS

Adjusting Height:

To adjust the high chair's height, locate the adjustment buttons on the side legs. Press these buttons and simultaneously slide the upper part of the legs up or down to select one of the 7 available height positions. Ensure both sides are adjusted evenly and click securely into place.

Adjusting Backrest Recline:

The backrest can be adjusted to 5 different tilt positions. Locate the recline adjustment mechanism, typically on the back of the seat. Engage the release lever or button and adjust the backrest to the desired angle (e.g., 110° for eating/play, up to 150° for resting). Release the lever to lock the backrest in position.

Adjusting Footrest:

The footrest has 3 adjustable positions. Locate the adjustment points on either side of the footrest. Press the release buttons and move the footrest up or down to the most comfortable position for your child's legs. Ensure it locks firmly.

Using and Removing the Tray:

The high chair features a removable and adaptable double tray with 3 telescopic positions. To attach the tray, align it with the slots on the armrests and push it forward until it clicks into place. To remove, press the release buttons on the sides of the tray and pull it away from the chair. The top layer of the tray can be detached for easier cleaning.

Folding for Storage:

To fold the high chair for compact storage, ensure the tray is removed. Locate the folding mechanisms (usually buttons or levers) on the frame. Engage these mechanisms and gently push the chair inwards until it collapses. The chair is designed to stand freely when folded.

MAINTENANCE AND CLEANING

- **Seat Cushion:** The detachable PU leather cushion is waterproof and can be wiped clean with a damp cloth. For stubborn stains, use mild soap and water, then wipe dry. Do not machine wash or tumble dry.
- **Trays:** The BPA-free plastic trays are removable and dishwasher safe for thorough cleaning. For daily cleaning, wipe with a damp cloth.
- **Frame:** Wipe the metal and plastic frame components with a damp cloth and mild soap if necessary. Dry thoroughly to prevent rust or damage.
- **Harness:** The 5-point safety harness can be spot cleaned with mild soap and water. Ensure it is completely dry before re-using.
- **General Care:** Regularly inspect all parts for wear and tear, especially the safety harness, buckles, and adjustment mechanisms. Do not use abrasive cleaners or solvents.

TROUBLESHOOTING

- **Chair Not Folding/Unfolding Smoothly:** Ensure all locking mechanisms are disengaged. Check for any obstructions or debris in the folding joints. Apply a small amount of silicone-based lubricant if movement is stiff.
- **Tray Difficult to Attach/Remove:** Verify that the release buttons are fully pressed. Ensure the tray is aligned correctly with the armrest slots. Clean any food debris that might be obstructing the mechanism.
- **Seat Adjustments Not Working:** Check that the adjustment buttons or levers are fully engaged. Ensure no weight is on the seat when attempting to adjust height or recline.
- **Stability Concerns:** Always ensure the high chair is placed on a flat, stable surface. Verify that all legs are fully extended and locked into position. The anti-dumping safety design relies on proper setup.

If you encounter issues not covered here, please refer to the Warranty and Support section for contact information.

SPECIFICATIONS

Feature	Detail
---------	--------

Product Dimensions	21.26 x 29.53 x 41.34 inches (Unfolded)
Item Weight	18.5 pounds
Model Number	INFANS
Maximum Weight Recommendation	50 Pounds
Recommended Age Range	0 to 5 years old
Material Type	PP + Iron + PU Leather (seat cushion)
Adjustable Height Levels	7
Backrest Recline Positions	5
Footrest Positions	3
Tray Positions	3 (telescopic)
Wheels	2 (rear)
Safety Certifications	US. CPSIA & ASTM APPROVED



Image: Detailed dimensions of the high chair when fully extended and when folded, including tray measurements.

WARRANTY AND SUPPORT

INFANS is committed to providing quality and comfortable products. Your satisfaction is at the core of our mission. Should you have any questions or require assistance with your INFANS High Chair, please do not hesitate to reach out to us. We are dedicated to providing a timely and considerate response within 12 hours.

For further assistance, please visit the official INFANS store or contact customer support through your purchase platform.

Note: Specific warranty terms and conditions may vary. Please retain your proof of purchase for any warranty claims.