

SOAR NFL-BTX2-CHFS

SOAR NFL Shockbox LED Wireless Bluetooth Speaker User Manual

Model: NFL-BTX2-CHFS

1. INTRODUCTION

Thank you for choosing the SOAR NFL Shockbox LED Wireless Bluetooth Speaker. This portable speaker is designed to deliver clear audio with dynamic LED lighting, perfect for both indoor and outdoor environments. Its rugged, water-resistant design and long battery life make it an ideal companion for tailgates, camping, or everyday listening. This manual will guide you through the setup, operation, and maintenance of your speaker.

2. PACKAGE CONTENTS

- SOAR NFL Shockbox LED Wireless Bluetooth Speaker
- Micro-USB Charging Cable
- User Manual

3. SETUP

3.1 Charging the Speaker

Before first use, fully charge your SOAR Shockbox speaker. Connect the supplied micro-USB cable to the charging port on the speaker and the other end to a USB power source (e.g., computer USB port, USB wall adapter). The LED indicator will show charging status and turn off or change color when fully charged. A full charge provides over 5 hours of playtime.

3.2 Powering On/Off

To power on the speaker, press and hold the Power button until you hear an audible prompt and the LED lights illuminate. To power off, press and hold the Power button again until the speaker powers down.

4. OPERATING INSTRUCTIONS

4.1 Bluetooth Pairing

1. Ensure the speaker is powered on and in Bluetooth pairing mode (indicated by a flashing LED light).
2. On your device (smartphone, tablet, etc.), enable Bluetooth and search for available devices.
3. Select "SOAR Shockbox" from the list of devices.

4. Once paired, you will hear a confirmation sound, and the LED light will become solid. The speaker has a wireless range of up to 30 feet.

4.2 Stereo Sound Syncing (TWS Function)

You can sync two SOAR Shockbox speakers together for a true wireless stereo (TWS) experience.



This image illustrates the ability to sync two SOAR NFL Shockbox LED Wireless Bluetooth Speakers for a stereo sound experience. One speaker is blue with the New England Patriots logo, and the other is orange with the Cincinnati Bengals logo. A smartphone is shown in the foreground, playing music, indicating the wireless connection. Icons around the speakers highlight features like 3W speaker driver, sync 2 together, crystal clear sound, voice over speaker prompts, made for outdoor use, and RGB LED light show.

1. Ensure both speakers are powered on and not connected to any Bluetooth device.
2. On one speaker (this will be the primary speaker), double-press the Power button. It will search for the second speaker.
3. The two speakers will automatically connect to each other. You will hear a confirmation sound.
4. Now, connect your device to the primary speaker via Bluetooth as described in section 4.1. Audio will play through both speakers in stereo.

4.3 Controlling Playback

The speaker features intuitive controls for managing your audio:

- **Play/Pause:** Press the Play/Pause button once.

- **Volume Up:** Press the Volume Up button.
- **Volume Down:** Press the Volume Down button.
- **Next Track:** Press and hold the Volume Up button.
- **Previous Track:** Press and hold the Volume Down button.

4.4 LED Light Strip

The integrated LED light strip syncs with the music, providing a dynamic visual experience. The lights automatically activate when the speaker is on and playing audio. There are no manual controls for the light modes; they are designed to react to the audio playback.

4.5 Speakerphone Function

The SOAR Shockbox speaker includes a built-in microphone, allowing it to be used as a speakerphone for hands-free calls when connected to your smartphone via Bluetooth.

- **Answer Call:** Press the Play/Pause button once when a call comes in.
- **End Call:** Press the Play/Pause button once during a call.
- **Reject Call:** Press and hold the Play/Pause button.

5. MAINTENANCE

5.1 Cleaning

To clean the speaker, use a soft, dry cloth. For stubborn dirt, a slightly damp cloth can be used. Do not use harsh chemicals, cleaning solvents, or strong detergents, as these may damage the speaker's surface or internal components.

5.2 Water Resistance (IPX4)

The SOAR Shockbox speaker is IPX4 water-resistant, meaning it is protected against splashing water from any direction. It is suitable for outdoor use and can withstand light rain or splashes. **Do not submerge the speaker in water or expose it to pressurized water jets.** Ensure the charging port cover is securely closed to maintain water resistance.

5.3 Storage

When not in use for extended periods, store the speaker in a cool, dry place away from direct sunlight and extreme temperatures. It is recommended to charge the speaker at least once every three months to maintain battery health.

6. TROUBLESHOOTING

Problem	Possible Cause	Solution
Speaker does not power on.	Battery is depleted.	Charge the speaker using the provided micro-USB cable.
Cannot pair with Bluetooth device.	Speaker is not in pairing mode; device Bluetooth is off; device is too far.	Ensure speaker is in pairing mode (flashing LED). Turn on Bluetooth on your device. Move device closer to speaker (within 30ft).

Problem	Possible Cause	Solution
No sound from speaker.	Volume is too low; speaker not connected; audio source issue.	Increase speaker and device volume. Re-pair Bluetooth. Check audio source playback.
Stereo pairing (TWS) fails.	Speakers already paired to a device; incorrect pairing steps.	Ensure both speakers are disconnected from other devices. Follow TWS pairing steps precisely (Section 4.2).

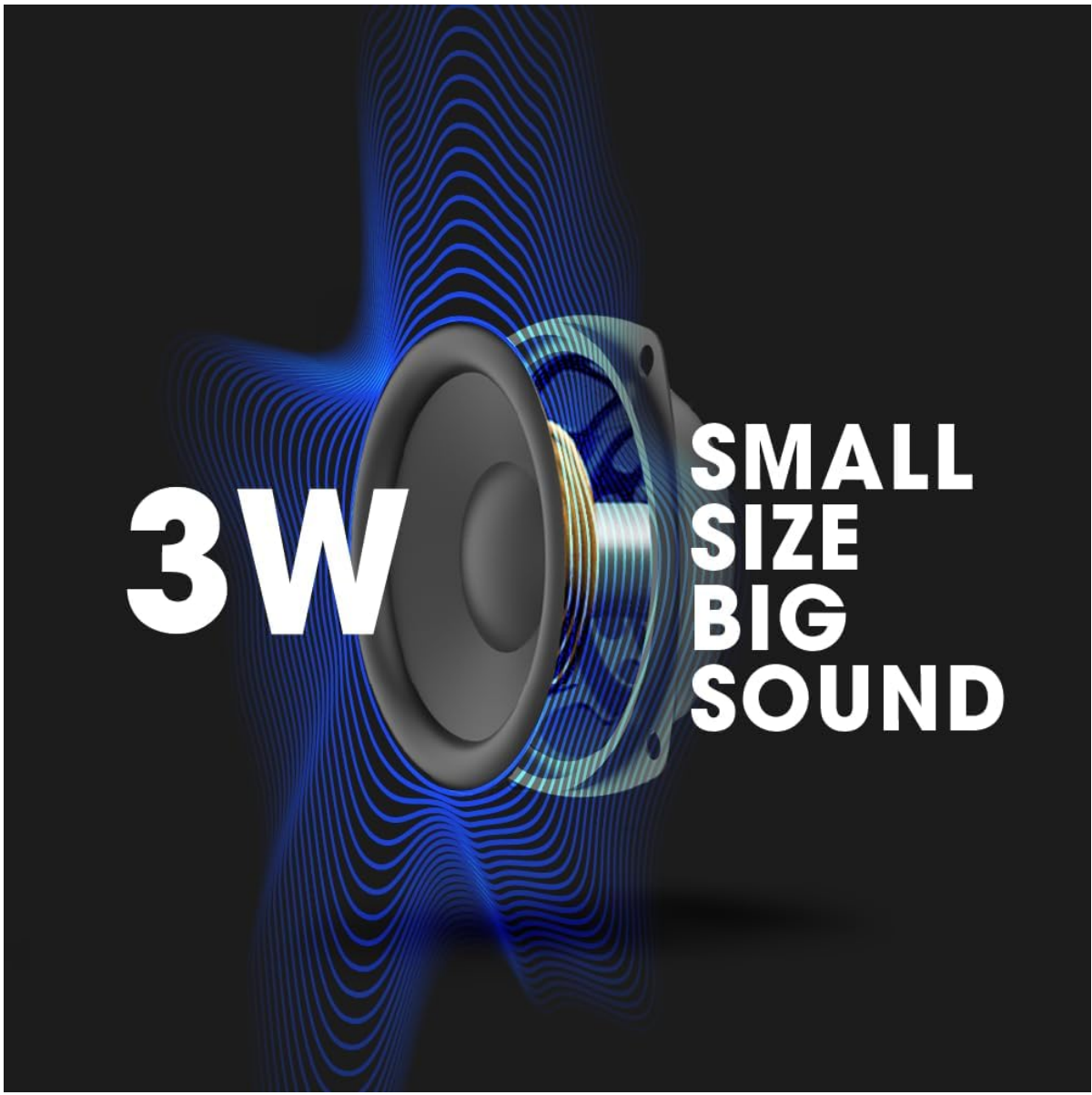
7. SPECIFICATIONS



This image displays the SOAR NFL Shockbox LED Wireless Bluetooth Speaker, featuring the Seattle Seahawks logo on the front grille. The speaker has a durable, octagonal design with integrated LED light strips that illuminate the edges, indicating power or active use. A sturdy handle is present on top for easy portability.



This image provides a top-down perspective of the SOAR NFL Shockbox LED Wireless Bluetooth Speaker, highlighting its compact dimensions. The speaker measures approximately 3.6 inches in width and 4.5 inches in height, making it highly portable. The image also indicates 'Voice Over Speaker Prompts' as a feature.



This graphic highlights the 3W speaker driver within the SOAR NFL Shockbox LED Wireless Bluetooth Speaker. It visually represents sound waves emanating from the speaker cone, reinforcing the product's capability to deliver 'Small Size Big Sound' despite its compact form factor.

Feature	Detail
Model Number	NFL-BTX2-CHFS
Bluetooth Version	5.0
Wireless Range	Up to 30 feet (9 meters)
Speaker Output	3W
Battery Life	Over 5 hours of playtime
Charging Port	Micro-USB
Water Resistance Rating	IPX4 (Splash Resistant)
Dimensions (Approx.)	3.6 inches (W) x 4.5 inches (H)





Feature	Detail
Features	LED Light Strip, TWS (True Wireless Stereo) Pairing, Built-in Microphone

8. WARRANTY AND SUPPORT

SOAR products are manufactured with quality and performance in mind. For warranty information or technical support, please refer to the contact details provided on the product packaging or visit the official SOAR website. Please retain your proof of purchase for any warranty claims.

© 2023 SOAR. All rights reserved.

Related Documents

	<p>SOAR SR-HFBL Wireless Headphones User Manual</p> <p>User manual for the SOAR SR-HFBL Wireless Headphones, detailing pairing, auxiliary mode, TF card/USB drive mode, FM radio mode, and product specifications. Includes warranty information and FCC compliance.</p>
	<p>SOAR ANC Headphones User Manual and Operating Instructions</p> <p>Comprehensive user manual for SOAR ANC headphones, detailing technical specifications, key operating instructions, safety warnings, and FCC compliance information. Learn how to pair, control music, manage calls, and utilize Active Noise Cancelling.</p>
	<p>SOAR HP6 Wireless Headphones User Manual</p> <p>Official user manual for the SOAR HP6 Wireless Headphones, providing specifications, connection instructions, operation guide, and safety warnings.</p>
	<p>SOAR BOOST Sport Earbuds SR-SEBTA User Manual - Wireless Earphone Guide</p> <p>Official user manual for the SOAR BOOST Sport Earbuds (Model SR-SEBTA). Features include wireless Bluetooth connectivity, smart app integration, detailed specifications, pairing, charging, and operation instructions for active lifestyles.</p>