

[manuals.plus](#) /

› [SOAR](#) /

› [SOAR NFL Shockbox LED Wireless Bluetooth Speaker - Water Resistant IPX4, 5.0 Bluetooth with Over 5 Hours of Play Time - Small Portable Speaker - Officially Licensed NFL, Perfect Home & Outdoor Speaker Las Vegas Raiders One Size Team Color User Manual](#)

## SOAR NFL-BTX2-CHFS

# SOAR NFL Shockbox LED Wireless Bluetooth Speaker User Manual

Model: NFL-BTX2-CHFS

## INTRODUCTION

---

The SOAR Shockbox LED Speaker is a portable, durable, and feature-rich wireless Bluetooth speaker designed for both home and outdoor use. It boasts IPX4 water resistance, Bluetooth 5.0 technology, and a dynamic LED light strip that syncs with music, making it ideal for tailgates, camping trips, or simply enjoying your favorite tunes. This manual provides essential information for setting up, operating, and maintaining your speaker.

## PRODUCT OVERVIEW

---



The SOAR NFL Shockbox LED Wireless Bluetooth Speaker, featuring a durable black casing, integrated handle, and a prominent Las Vegas Raiders team logo. Blue LED lights illuminate the sides, indicating power or active use.

TECH FOR FANS

((( ( )))  
LET'S GO!  
VOICE OVER  
SPEAKER PROMPTS



3.6 in

4.5 in

Front view of the speaker, illustrating its compact dimensions: approximately 3.6 inches in width and 4.5 inches in height. This highlights its small, portable design.



**Sync 2 together for stereo sound**



**3W SPEAKER  
DRIVER**



**SYNC 2  
TOGETHER**



**CRYSTAL CLEAR  
SOUND**



**VOICE OVER  
SPEAKER PROMPTS**



**MADE FOR  
OUTDOOR**



**RGB LED LIGHT  
SHOW**



Two SOAR Shockbox speakers demonstrating the ability to sync together for stereo sound. One speaker is blue with a New England Patriots logo, and the other is orange with a Cincinnati Bengals logo, both showing active Bluetooth connections.





**3W** **SMALL  
SIZE  
BIG  
SOUND**

An internal diagram highlighting the 3W speaker driver, emphasizing its capability to produce significant sound despite the speaker's small size. This illustrates the powerful audio output.

## SETUP

---

### 1. Charging the Speaker

Before first use, fully charge your SOAR Shockbox speaker. Connect the included micro-USB cable to the charging port on the speaker and the other end to a USB power source (e.g., wall adapter, computer USB port). The LED indicator will show charging status and turn off when fully charged. A full charge provides over 5 hours of play time.

### 2. Powering On/Off

To power on the speaker, press and hold the power button until you hear an audible prompt and the LED lights activate. To power off, press and hold the power button again until the lights turn off.

### 3. Bluetooth Pairing

1. Ensure the speaker is powered on and in pairing mode (LED lights may flash rapidly).
2. On your mobile device (smartphone, tablet, etc.), enable Bluetooth.
3. Search for available Bluetooth devices. The speaker will appear as "SOAR Shockbox" or a similar name.
4. Select the speaker from the list to connect. You will hear a confirmation tone once successfully paired.

#### 4. Stereo Pairing (Sync 2 Together)

For an enhanced audio experience, you can wirelessly connect two SOAR Shockbox speakers to play in stereo. Follow the instructions provided with your speakers for specific stereo pairing steps, typically involving powering on both speakers and pressing a designated button on one to initiate the stereo link.

### OPERATING INSTRUCTIONS

---

#### Audio Playback

- Once paired, audio from your device will automatically play through the speaker.
- Use your connected device to control volume, play/pause, and skip tracks.
- The speaker delivers surprisingly loud and well-balanced sound with virtually no distortion.

#### LED Light Strip

The integrated LED light strip provides a dynamic visual experience, moving to the beat of the music. This feature is automatically active when the speaker is playing audio.

#### Speakerphone Functionality

The built-in microphone allows you to use the speaker as a speakerphone for hands-free calls when connected to your smartphone. Incoming calls will typically pause music playback, and you can answer/end calls using controls on your phone.

### MAINTENANCE

---

#### Water Resistance (IPX4)

The SOAR Shockbox speaker is IPX4 water-resistant, meaning it is protected against splashing water from any direction. It is suitable for outdoor use and can withstand light rain or splashes. **Do not submerge the speaker in water.**

#### Cleaning

To clean the speaker, use a soft, damp cloth. Avoid using harsh chemicals or abrasive cleaners, as these may damage the surface or internal components.

### TROUBLESHOOTING

---

Problem	Possible Cause	Solution
Speaker does not power on.	Battery is depleted.	Charge the speaker using the provided micro-USB cable.

Problem	Possible Cause	Solution
No sound from speaker.	Volume is too low; Speaker not paired; Device volume too low.	Increase speaker and device volume; Ensure speaker is correctly paired to your device.
Bluetooth pairing fails.	Speaker is out of range; Device Bluetooth is off; Speaker already connected to another device.	Move speaker closer to device (within 30ft); Turn device Bluetooth on; Disconnect from other devices and try pairing again.
Sound is distorted.	Volume is too high; Device is too far from speaker.	Lower the volume on your device or speaker; Move the device closer to the speaker.

## SPECIFICATIONS


- **Model Number:** NFL-BTX2-CHFS
- **Brand:** SOAR
- **Bluetooth Version:** 5.0
- **Wireless Range:** Up to 30 feet
- **Play Time:** Over 5 hours per charge
- **Water Resistance:** IPX4 (splash-proof)
- **Charging:** Micro-USB (cable included)
- **Features:** LED Light Strip (syncs with music), Built-In Microphone (speakerphone)
- **Manufacturer:** Prime Brands Group Inc.
- **First Available:** May 3, 2023






## WARRANTY AND SUPPORT

For warranty information and customer support, please refer to the official SOAR website or contact Prime Brands Group Inc. directly. You may also find additional resources and a detailed user manual (PDF) at the following link: [Official User Manual \(PDF\)](#).

Protection plans are available for purchase separately to extend coverage for your device. Please check product listings for details on 2-Year and 3-Year protection plans.

### Related Documents - NFL-BTX2-CHFS

	<a href="#">SOAR SR-HFBL Wireless Headphones User Manual</a> User manual for the SOAR SR-HFBL Wireless Headphones, detailing pairing, auxiliary mode, TF card/USB drive mode, FM radio mode, and product specifications. Includes warranty information and FCC compliance.
---	---

	<p><a href="#"><u>SOAR True Wireless Earbuds User Manual - TWS6</u></a></p> <p>Comprehensive user manual for SOAR True Wireless Earbuds (Model TWS6). Includes warranty details, technical specifications, connection guide, operation instructions, and safety warnings. Learn how to pair, use, and care for your SOAR earbuds.</p>
	<p><a href="#"><u>SOAR HP6 Wireless Headphones User Manual</u></a></p> <p>Official user manual for the SOAR HP6 Wireless Headphones, providing specifications, connection instructions, operation guide, and safety warnings.</p>
	<p><a href="#"><u>SOAR ANC Headphones User Manual and Operating Instructions</u></a></p> <p>Comprehensive user manual for SOAR ANC headphones, detailing technical specifications, key operating instructions, safety warnings, and FCC compliance information. Learn how to pair, control music, manage calls, and utilize Active Noise Cancelling.</p>
	<p><a href="#"><u>SOAR BOOST Sport Earbuds SR-SEBTA User Manual - Wireless Earphone Guide</u></a></p> <p>Official user manual for the SOAR BOOST Sport Earbuds (Model SR-SEBTA). Features include wireless Bluetooth connectivity, smart app integration, detailed specifications, pairing, charging, and operation instructions for active lifestyles.</p>
	<p><a href="#"><u>SOAR SR-TWS-BX W True Wireless Headphones User Manual</u></a></p> <p>User manual for SOAR SR-TWS-BX W True Wireless Headphones, detailing power, pairing, touch controls, safety, specifications, charging, and FCC compliance.</p>