

Piquadro BV4729B3

Piquadro BV4729B3 Trolley Briefcase

INSTRUCTION MANUAL

Introduction

Thank you for choosing the Piquadro BV4729B3 Trolley Briefcase. This manual provides essential information for the proper setup, operation, and maintenance of your new briefcase. Please read these instructions carefully before use to ensure optimal performance and longevity of your product.

Product Overview

The Piquadro BV4729B3 is a versatile trolley briefcase designed for business and travel. It features dedicated compartments for electronic devices, multiple organizer pockets, and a convenient trolley system for easy transport.



Image 1: Front view of the Piquadro BV4729B3 Trolley Briefcase in brown leather, showcasing its elegant design and front pocket.

Key Features:

- Durable leather construction.
- Padded compartments for laptops (up to 15.7 inches) and tablets (up to 12.2 inches).
- Integrated telescopic trolley system.
- Smooth-rolling wheels.
- Multiple internal and external organizer pockets.
- Reinforced bottom for stability.
- Two reinforced top handles and a removable, adjustable shoulder strap.

Setup

1. Adjusting the Telescopic Handle:

To extend the telescopic handle, locate the button on the handle grip. Press and hold the button, then pull the handle upwards until it locks into your desired position. To retract, press the button again and push the handle down. The handle extends up to approximately 65 cm.



Image 2: The briefcase with its telescopic handle fully extended, ready for rolling transport.

2. Attaching the Shoulder Strap:

If you prefer to carry the briefcase over your shoulder, attach the removable shoulder strap to the D-rings located on the sides of the briefcase. Adjust the strap length for comfortable carrying. The shoulder strap is continuously adjustable up to 160 cm.

Operating

1. Using Main Compartments:

The main compartment is secured with a two-way zipper. Inside, you will find a padded laptop compartment with a closure strap and a padded tablet compartment with a closure strap. There is also an additional zippered compartment for smaller items.



Image 3: View of the main compartment opened, showing the internal organization including padded sleeves for devices.

2. Front Organizer Pocket:

The front of the briefcase features a zippered compartment containing three hidden mesh pockets, two elastic hidden compartments, and four pen holders. This is ideal for organizing small accessories, business cards, and writing instruments.

3. Trolley Holder:

On the back of the briefcase, there is a trolley holder with a lock, allowing you to securely attach the

briefcase to the handle of a larger suitcase for consolidated travel.



Image 4: Rear view of the briefcase, highlighting the trolley strap for securing it to luggage handles.

4. Carrying Options:

The briefcase offers versatile carrying options:

- **Rolling:** Utilize the telescopic handle and smooth-rolling wheels for effortless transport.
- **Hand-carry:** Use the two reinforced top handles for a classic briefcase carry.
- **Shoulder-carry:** Attach the adjustable shoulder strap for hands-free carrying.

Maintenance

Leather Care:

- Wipe the leather surface with a soft, damp cloth to remove dust and dirt.

- For deeper cleaning, use a specialized leather cleaner and conditioner according to the product instructions.
- Avoid exposing the briefcase to direct sunlight or extreme heat for prolonged periods, as this can cause the leather to dry out or fade.
- Protect from excessive moisture. If the briefcase gets wet, gently blot with a dry cloth and allow it to air dry naturally, away from direct heat.

General Care:

- Regularly check zippers and hardware for smooth operation. Lubricate with a suitable product if necessary.
- Keep the wheels clean and free of debris to ensure smooth rolling.
- Store the briefcase in a cool, dry place when not in use, preferably in its dust bag to protect it from dust and scratches.

Troubleshooting

Stiff Zippers:

If a zipper becomes stiff or difficult to operate, apply a small amount of zipper lubricant or a graphite pencil lead along the teeth. Gently work the zipper back and forth to distribute the lubricant.

Wheels Not Rolling Smoothly:

Check the wheels for any accumulated dirt, hair, or debris. Clean them thoroughly. If the issue persists, the wheel bearings may require professional inspection or replacement.

Telescopic Handle Sticking:

Ensure no objects are obstructing the handle mechanism. Clean any visible dirt or dust from the handle shafts. If the problem continues, avoid forcing the handle and seek professional assistance.





Specifications

Feature	Detail
Model Number	BV4729B3
Dimensions (W x H x D)	Approximately 39 cm x 32 cm x 13.5 cm (15.35 x 12.6 x 5.51 inches)
Weight	Approximately 3050 g (2.2 pounds / 1 Kilogram)
Volume	Approximately 20 liters
Material	Outer: Leather, Inner: Polyester, Nylon
Laptop Compartment Dimensions	Approximately 32 cm x 22 cm x 3 cm (fits up to 15.7-inch laptop)
Tablet Compartment Dimensions	Approximately 31 cm x 21 cm x 1 cm (fits up to 10.5-inch iPad / 12.2-inch tablet)
Telescopic Handle Extension	Up to approximately 65 cm
Shoulder Strap Length	Adjustable up to 160 cm

Warranty and Support

Piquadro products are crafted with high-quality materials and attention to detail. For information regarding warranty coverage, please refer to the warranty card included with your purchase or visit the official Piquadro website. For any product support or service inquiries, please contact Piquadro customer service through their official channels.

Related Documents - BV4729B3

	<p>Piquadro SmartTracker MP551-1 User Manual and Guide</p> <p>Comprehensive guide for the Piquadro SmartTracker MP551-1, covering product specifications, setup, connection, troubleshooting, and privacy features. Learn how to use its 'Find My' network capabilities.</p>
	<p>Piquadro BATPACK Power Bank 10000mAh User Manual and Features</p> <p>Comprehensive guide to the Piquadro BATPACK Power Bank, covering wireless charging, LED power supply, Piquadro CONNEQU app pairing, recharging, and FCC compliance. Learn how to use and maintain your portable charger.</p>
	<p>Piquadro: Selezione Regali Corporate 2025</p> <p>Scopri la collezione Piquadro 2025 per regali corporate. Offerta di pelletteria premium, accessori tecnologici e articoli da viaggio in pelle e materiali riciclati, con opzioni di personalizzazione per aziende.</p>
	<p>Worldshop Herbst/Winter 2025/2026 Katalog: Lifestyle-Produkte & Reiseaccessoires</p> <p>Entdecken Sie den Worldshop Herbst/Winter 2025/2026 Katalog mit einer kuratierten Auswahl an Lifestyle-Produkten, Reisegepäck, Elektronik und mehr von Top-Marken wie Lufthansa und Miles & More. Inspirierende Ideen für Ihr Zuhause und unterwegs.</p>