

Manuals+

[Q & A](#) | [Deep Search](#) | [Upload](#)

Manuals.plus /

› [Rayson](#) /

› RAYSON Plastic Binding Combs User Manual

Rayson 6mm 21-Ring Binding Combs

RAYSON Plastic Binding Combs User Manual

Model: 6mm 21-Ring Binding Combs

INTRODUCTION

This manual provides comprehensive instructions for the use and care of RAYSON Plastic Binding Combs. These combs are designed to help you create professionally bound documents, reports, and presentations with ease. Made from high-quality PVC resin, they are durable, reusable, and compatible with standard comb binding machines.

PRODUCT FEATURES

- **Size and Quantity:** Each pack includes 100 pieces of 6mm diameter binding combs, suitable for binding up to 20 sheets of paper.
- **Compatibility:** Designed for A4 paper format with a 21-ring binding spine, ensuring broad compatibility with most standard comb binding machines.
- **Durable Material:** Manufactured from high-quality PVC resins, these combs are resistant to chipping, scratching, peeling, and discoloration, ensuring long-term use.
- **Reusable Design:** The combs can be opened and closed using a compatible binding machine, allowing for easy addition or removal of pages.
- **Professional Appearance:** Provides a clean, professional finish to your documents, ideal for office, school, or home use.
- **Multicolor Options:** Available in various colors to help organize and differentiate your bound materials.







Image: A selection of RAYSON multicolor plastic binding combs, showcasing the variety of available colors.

SIZE INFORMATION



21-Ring

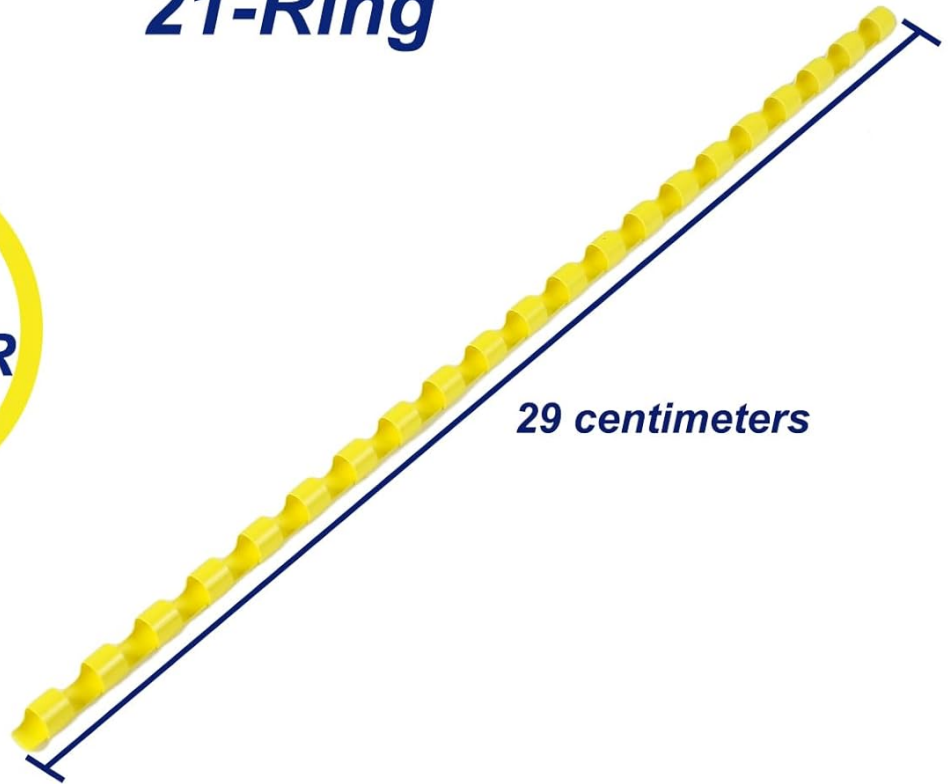




Image: Detailed size information for the binding combs, indicating a 6mm diameter, 21-ring configuration, and a length of 29 centimeters.


PRODUCT DETAILS



**Standard pitch,
uniform
Consistent tooth
spacing**



**Reliable and reusable
combs for long-term use**



**Durable plastic
material,
resistant to
wear and tear**



Image: Close-up views highlighting key product details: reliable and reusable combs, standard pitch with uniform tooth spacing, and durable plastic material resistant to wear and tear.

OPERATING INSTRUCTIONS

These binding combs are designed for use with a compatible comb binding machine. Follow these general steps to bind your documents:

1. **Prepare Your Document:** Gather all pages you wish to bind. Ensure they are aligned and in the correct order.
2. **Punch Holes:** Use your comb binding machine to punch holes along the edge of your document pages. Ensure the number of pages does not exceed the machine's capacity per punch (for these combs, max 20 sheets).
3. **Open the Comb:** Place a RAYSON binding comb onto the binding machine's comb opener. Use the machine's lever to open the comb's rings.
4. **Load Pages:** Carefully slide the punched pages onto the open rings of the comb. Start from one end and work your way across, ensuring all holes align with the comb's teeth.

5. **Close the Comb:** Once all pages are loaded, use the binding machine's lever to close the comb's rings, securing the pages in place.
6. **Remove Document:** Carefully remove your newly bound document from the machine.

Your browser does not support the video tag.

Video: This video demonstrates the process of using RAYSON binding combs with a binding machine, showing how to open the comb, load punched pages, and close the comb to create a bound document.



Image: A document bound with a RAYSON plastic comb, demonstrating the finished product.



Image: A close-up of a bound document with pages being turned, illustrating the smooth functionality of the binding combs.

MAINTENANCE

RAYSON Plastic Binding Combs require minimal maintenance.

- **Cleaning:** If combs become dusty or dirty, wipe them gently with a soft, damp cloth. Avoid harsh chemicals or abrasive cleaners.
- **Storage:** Store unused combs in their original packaging or a clean, dry container away from direct sunlight and extreme temperatures to prevent warping or discoloration.
- **Reusability:** As the combs are designed for reuse, ensure they are not bent or damaged during removal from documents or storage.

TROUBLESHOOTING

Most issues related to binding combs are typically associated with the binding machine or improper use.

- **Pages Not Turning Smoothly:**
 - Ensure all pages are properly punched and aligned on the comb.
 - Verify that the comb size is appropriate for the number of sheets. Overfilling can cause stiffness.
- **Comb Not Closing Properly:**
 - Check your binding machine's settings and ensure the comb opener/closer is functioning correctly.
 - Make sure the comb is correctly seated in the machine before attempting to close it.
- **Damaged Combs:**
 - Avoid forcing combs onto pages or into the machine.
 - Do not exceed the recommended sheet capacity for the comb size.

SPECIFICATIONS

Brand	Rayson
Manufacturer	RAYSON ELECTRICAL MFG. LTD.
Material	Plastic (PVC Resin)
Color	Multicolor
Comb Diameter	6 mm
Binding Capacity	Up to 20 sheets (80gsm paper)
Number of Rings	21
Paper Format	A4

Product Quantity	100 pieces
Item Weight	259 g
Package Dimensions	33.5 x 10.21 x 4.39 cm

WARRANTY AND SUPPORT

For any questions regarding RAYSON Plastic Binding Combs or for technical support, please refer to the manufacturer's official website or contact their customer service.

RAYSON was founded in 2003 and has grown to be a significant manufacturer and distributor of binding equipment and supplies. They are committed to providing high-quality products for office, school, and home use.

Manufacturer: RAYSON ELECTRICAL MFG. LTD.