

SOAR NFL-BTX2-CHFS

SOAR NFL Shockbox LED Wireless Bluetooth Speaker User Manual

Model: NFL-BTX2-CHFS | Brand: SOAR

1. INTRODUCTION

This manual provides essential instructions for the safe and efficient operation of your SOAR NFL Shockbox LED Wireless Bluetooth Speaker. Please read this manual thoroughly before using the product and retain it for future reference.

2. SAFETY INFORMATION

- Do not expose the speaker to extreme temperatures or direct sunlight for prolonged periods.
- Keep the speaker away from water and moisture. While it is IPX4 water-resistant, it is not designed for submersion.
- Do not attempt to disassemble, repair, or modify the speaker. This will void the warranty and may cause damage or injury.
- Use only the provided charging cable.
- Keep out of reach of children.

3. PACKAGE CONTENTS

Verify that all items are present in the package:

- SOAR NFL Shockbox LED Wireless Bluetooth Speaker
- Micro-USB Charging Cable
- User Manual (this document)

4. PRODUCT OVERVIEW

Familiarize yourself with the speaker's components:



Front view of the SOAR NFL Shockbox LED Wireless Bluetooth Speaker, featuring the Arizona Cardinals logo and LED light strips.

- **Front Grille:** Speaker output with team logo.
- **Top Handle:** For portability.
- **LED Light Strips:** Dynamic multi-color lights.
- **Control Panel (Top/Side):** Power, Volume, Play/Pause, Mode buttons.
- **Charging Port:** Micro-USB input.
- **Microphone:** For speakerphone functionality.

5. SETUP

5.1 Charging the Speaker

1. Locate the rubber flap covering the charging port on the side/back of the speaker.
2. Gently open the flap.
3. Connect the micro-USB end of the provided cable to the speaker's charging port.
4. Connect the USB-A end of the cable to a compatible USB power adapter (not included) or a computer's USB port.
5. The LED indicator will illuminate during charging and turn off when fully charged.
6. Close the rubber flap securely after charging to maintain water resistance.



Side view of the speaker, illustrating the location of the charging port and power switch under a protective flap.

5.2 Powering On/Off

- To power on, slide the power switch to the "ON" position. You will hear an audible prompt.
- To power off, slide the power switch to the "OFF" position.

5.3 Bluetooth Pairing

1. Ensure the speaker is powered on and in Bluetooth pairing mode (indicated by a flashing LED).
2. On your device (smartphone, tablet, etc.), enable Bluetooth and search for available devices.
3. Select "SOAR Shockbox" from the list of devices.
4. Once successfully paired, you will hear a confirmation tone or voice prompt.

6. OPERATING INSTRUCTIONS

6.1 Music Playback

- **Play/Pause:** Press the Play/Pause button.
- **Next Track:** Press the "Next" button.
- **Previous Track:** Press the "Previous" button.
- **Volume Up:** Press and hold the "Volume Up" button.
- **Volume Down:** Press and hold the "Volume Down" button.

6.2 LED Light Modes

The speaker features dynamic LED light strips that sync with your music.



The speaker displaying its active LED light strips, which synchronize with audio playback.

- The LED lights automatically activate and change colors with the rhythm of the music when the

speaker is on.

- Specific controls for light modes may vary; refer to the speaker's control panel for any dedicated light buttons.

6.3 True Wireless Stereo (TWS) Pairing (Sync 2 Speakers)

To achieve stereo sound, you can pair two SOAR NFL Shockbox speakers together:

1. Ensure both speakers are powered on and not connected to any other Bluetooth device.
2. On one speaker (this will be your primary speaker), press and hold the TWS pairing button (if available, otherwise refer to specific model instructions for TWS pairing).
3. The speakers will search for each other and automatically pair. You will hear a confirmation tone once connected.
4. Now, connect your device to the primary speaker via Bluetooth as described in section 5.3. Audio will play through both speakers in stereo.



Two SOAR NFL Shockbox speakers demonstrating True Wireless Stereo (TWS) pairing for enhanced audio experience.

7. MAINTENANCE

- **Cleaning:** Wipe the speaker with a soft, damp cloth. Do not use harsh chemicals or abrasive

cleaners.

- **Storage:** Store the speaker in a cool, dry place away from direct sunlight and extreme temperatures.
- **Battery Care:** For optimal battery life, charge the speaker fully before first use and at least once every three months if not used regularly.

8. TROUBLESHOOTING

Problem	Solution
Speaker does not power on.	Ensure the battery is charged. Connect to a power source using the micro-USB cable.
Cannot pair via Bluetooth.	Ensure the speaker is in pairing mode. Turn off and on your device's Bluetooth. Move the speaker closer to your device.
No sound or low volume.	Adjust volume on both the speaker and your connected device. Ensure the speaker is not muted.
TWS pairing fails.	Ensure both speakers are fully charged and not connected to any other device. Try restarting both speakers and attempting TWS pairing again.

9. SPECIFICATIONS

- **Model:** NFL-BTX2-CHFS (Note: Specific team logo may vary by product variant)
- **Bluetooth Version:** 5.0
- **Wireless Range:** Up to 30 ft
- **Play Time:** Over 5 hours (per charge)
- **Water Resistance:** IPX4 (Protected against splashing water from any direction)
- **Features:** LED Light Strip (syncs with music), Built-in Microphone, True Wireless Stereo (TWS) pairing
- **Charging:** Micro-USB

10. WARRANTY AND SUPPORT

For warranty information or technical support, please refer to the contact details provided on the product packaging or visit the official SOAR website. Keep your proof of purchase for warranty claims.

11. PRODUCT VIDEOS

Inside the Box

Your browser does not support the video tag.

This video provides a detailed look at the contents of the SOAR NFL Shockbox LED Wireless Bluetooth Speaker package, demonstrating the unboxing experience.

SOAR BTH6 Unisex XL LED Shockbox Wireless Bluetooth Speaker

Your browser does not support the video tag.

An overview video showcasing the features and design of the SOAR BTH6 LED Shockbox Wireless Bluetooth Speaker, highlighting its portability and LED light functionality.

SOAR BTH Officially Licensed Bluetooth Speaker

Your browser does not support the video tag.





This video demonstrates the SOAR BTH Officially Licensed Bluetooth Speaker, focusing on its design and sound capabilities.



SOAR BTX2 Officially Licensed Bluetooth Speaker

Your browser does not support the video tag.

A promotional video for the SOAR BTX2 Officially Licensed Bluetooth Speaker, showcasing its features and team branding.

Related Documents - NFL-BTX2-CHFS

	<p>SOAR SR-HFBL Wireless Headphones User Manual</p> <p>User manual for the SOAR SR-HFBL Wireless Headphones, detailing pairing, auxiliary mode, TF card/USB drive mode, FM radio mode, and product specifications. Includes warranty information and FCC compliance.</p>
	<p>SOAR True Wireless Earbuds User Manual - TWS6</p> <p>Comprehensive user manual for SOAR True Wireless Earbuds (Model TWS6). Includes warranty details, technical specifications, connection guide, operation instructions, and safety warnings. Learn how to pair, use, and care for your SOAR earbuds.</p>
	<p>SOAR SR-SWM Wireless Mouse User Manual</p> <p>User manual for the SOAR SR-SWM Wireless Mouse and Mouse Pad Combo, providing instructions for setup, operation, and troubleshooting. Includes warranty information and FCC compliance details.</p>
	<p>SOAR HP6 Wireless Headphones User Manual</p> <p>Official user manual for the SOAR HP6 Wireless Headphones, providing specifications, connection instructions, operation guide, and safety warnings.</p>

	<p>SOAR ANC Headphones User Manual and Operating Instructions</p> <p>Comprehensive user manual for SOAR ANC headphones, detailing technical specifications, key operating instructions, safety warnings, and FCC compliance information. Learn how to pair, control music, manage calls, and utilize Active Noise Cancelling.</p>
	<p>SOAR BOOST Sport Earbuds SR-SEBTA User Manual - Wireless Earphone Guide</p> <p>Official user manual for the SOAR BOOST Sport Earbuds (Model SR-SEBTA). Features include wireless Bluetooth connectivity, smart app integration, detailed specifications, pairing, charging, and operation instructions for active lifestyles.</p>