

## Manuals+

[Q & A](#) | [Deep Search](#) | [Upload](#)

[manuals.plus](#) /

› [Yaheetech](#) /

› [Yaheetech Mid-Back Mesh Office Chair User Manual](#)

## Yaheetech YT-00093370

# Yaheetech Mid-Back Mesh Office Chair Instruction Manual

Brand: Yaheetech | Model: YT-00093370

## INTRODUCTION

Thank you for choosing the Yaheetech Mid-Back Mesh Office Chair. This ergonomic computer task chair is designed for comfort and support during long periods of work or study. It features a breathable mesh back, a large cushioned seat, and adjustable functions to enhance your seating experience. Please read this manual thoroughly before assembly and use to ensure proper setup and longevity of your chair.

The Yaheetech Mid-Back Mesh Office Chair is a versatile seating solution, ideal for various environments including home offices, study rooms, and commercial settings. Its robust construction ensures durability and stability, supporting users up to 300 pounds.



*Image: Front view of the Yaheetech Mid-Back Mesh Office Chair in black, showcasing its ergonomic design and mesh backrest.*

## KEY FEATURES

- **Ergonomic Design:** Curved backrest with fixed lumbar support perfectly fits the human body and supports the spine's natural curve. The seat height can be adjusted from 13.8" to 17.7" for customized comfort.
- **Large Cushioned Seat:** Features a spacious seat measuring 20"(W) x 20.7"(D), padded with high-density foam for substantial support and fatigue relief.
- **Lean Back and Rocking Function:** Easily tilt and lean backward for relaxation during breaks by pushing or pulling a lever. A tilt tension control knob under the seat adjusts the recline angle.
- **Breathable Mesh Back:** The back and seat are wrapped with breathable mesh, allowing air, body heat, and moisture to pass through, maintaining a comfortable temperature. Premium nylon mesh offers excellent elasticity and wear resistance.
- **Robust Construction:** Constructed of hard-wearing nylon mesh, high-density foam, durable star base, solid rolling casters, and an SGS-certified gas cylinder. Passed BIFMA X5.1 Test and recommended for office use for customers under 300lb.


Weight Capacity: 300 lb




Image: Detailed dimensions of the chair, including seat height, depth, and backrest width.

## Breathable Mesh Comfort and Support

Fixed lumbar support brings consistent support to your lumbar region.



**Lumbar Support**  
Provides robust support and promotes proper posture.



**Breathable Mesh Fabric**  
Elastic, breathable, and long-lasting.



*Image: Visual representation of the chair's rocking motion (90-120 degrees), 360-degree swivel, and adjustable seat height.*



*Image: Close-up view highlighting the breathable mesh fabric and integrated lumbar support for proper posture.*



*Image: Illustration of the chair's robust base supporting a 300lb weight capacity.*

## SETUP AND ASSEMBLY

Your Yaheetech office chair requires assembly. All necessary hardware and tools are included in the package, and the directions are designed to be easy to follow. Assembly typically takes less than 15 minutes.

For detailed step-by-step instructions, please refer to the official Installation Manual (PDF) provided with your product or download it from the product page: [Installation Manual \(PDF\)](#).

### Assembly Video Guide

*Video: Official Yaheetech Office Chair assembly guide, demonstrating each step of the setup process from unboxing to full functionality. This video also highlights key features and adjustments.*

## OPERATING INSTRUCTIONS

The Yaheetech Mid-Back Mesh Office Chair offers several adjustable features to customize your seating experience:

- **Seat Height Adjustment:** Locate the lever on the right side, underneath the seat. Pull the lever upwards while seated to lower the seat, or pull it upwards while standing to raise the seat. Release the lever at your desired height.
- **Tilt/Rocking Function:** The same lever used for height adjustment also controls the tilt. Push the lever inwards to lock the backrest in an upright position. Pull the lever outwards to enable the rocking motion, allowing the chair to recline.
- **Tilt Tension Control:** A round knob is located underneath the seat, typically towards the front. Rotate this knob clockwise to increase the tension, making the chair harder to recline. Rotate it counter-clockwise to decrease the tension, allowing for easier reclining.
- **360-Degree Swivel:** The chair is equipped with a 360-degree swivel function, allowing you to rotate freely without moving the base.

- **Rolling Casters:** The durable rolling casters allow for smooth movement across various floor surfaces, making it easy to navigate your workspace.

## MAINTENANCE

To maintain the quality and appearance of your Yaheetech Mid-Back Mesh Office Chair, simply wipe it clean with a damp cloth. Avoid using harsh chemicals or abrasive cleaners, as these may damage the mesh or fabric. Regularly check all screws and connections to ensure they remain tight for safety and stability.

## TROUBLESHOOTING

If you encounter any issues with your chair, please consider the following common troubleshooting tips:

- **Chair not adjusting height:** Ensure the gas lift cylinder is properly installed and the height adjustment lever is fully engaged. If the issue persists, the gas lift may need replacement.
- **Chair is wobbly:** Check all assembly screws to ensure they are securely tightened. Loose connections are a common cause of wobbling.
- **Casters not rolling smoothly:** Inspect the casters for any trapped debris (hair, dust, etc.) and clean them thoroughly. Ensure they are fully inserted into the base.
- **Backrest not reclining:** Verify that the tilt lock lever is disengaged. Adjust the tilt tension knob to a looser setting if the recline is too stiff.

For more complex issues or if troubleshooting steps do not resolve the problem, please contact Yaheetech customer support.

## SPECIFICATIONS

Attribute	Detail
Brand	Yaheetech
Model Name	Office Chair (YT-00093370)
Color	Black
Product Dimensions	24"D x 23.6"W x 38.2"H
Seat Height (Adjustable)	13.8" to 17.7"
Seat Depth	20.7 inches
Chair Backrest Width	16.5 Inches

Attribute	Detail
Arm Height	26.37 Inches
Maximum Weight Recommendation	300 Pounds
Material	Nylon Mesh, High-Density Foam
Special Features	Adjustable Height, Lumbar Support, Arm Rest, Ergonomic, Rolling, Tilting
Test Certification	BIFMA X5.1 Test
Country of Origin	Vietnam

### SAFETY INFORMATION

For safe use, ensure the chair is properly assembled according to the instructions provided. Do not exceed the maximum weight capacity of 300 pounds. This product is intended for gaming and office use.

**WARNING:**







This product can expose you to chemicals including lead, which is known to the State of California to cause cancer and birth defects or other reproductive harm. For more information go to [www.P65Warnings.ca.gov](http://www.P65Warnings.ca.gov).

### WARRANTY AND SUPPORT

Yaheetech is committed to providing quality products. For any questions, concerns, or support needs regarding your Mid-Back Mesh Office Chair, please contact Yaheetech customer service through your retailer's support channels or visit the official Yaheetech website for contact information. Please retain your purchase receipt for warranty claims.

© 2025 Yaheetech. All rights reserved.

**Related Documents - YT-00093370**

<p>Yaheetech</p> <p>614812/614813</p>  <p> <small>           1. Please read this instruction manual carefully before assembling the chair.            2. Please read the safety information carefully before using the chair.            3. Please read the maintenance information carefully before using the chair.            4. Please read the user manual carefully before using the chair.            5. Please read the warranty information carefully before using the chair.         </small> </p>	<p><a href="#">Yaheetech Ergonomic Gaming Chair Installation Guide</a></p> <p>Step-by-step instructions and parts list for assembling your Yaheetech ergonomic gaming chair, featuring massage lumbar support and adjustable footrest. Ensure proper setup for optimal comfort and performance.</p>
<p>Yaheetech</p> <p>592506(Black)</p>  <p> <small>           1. Please read this instruction manual carefully before assembling the chair.            2. Please read the safety information carefully before using the chair.            3. Please read the maintenance information carefully before using the chair.            4. Please read the user manual carefully before using the chair.            5. Please read the warranty information carefully before using the chair.         </small> </p>	<p><a href="#">Yaheetech 592506 Black Office Chair Assembly Instructions</a></p> <p>Comprehensive guide for assembling the Yaheetech 592506 Black ergonomic office chair, including parts identification, step-by-step instructions, and maintenance tips.</p>
<p>Yaheetech</p> <p>592328</p>  <p> <small>           1. Please read this instruction manual carefully before assembling the chair.            2. Please read the safety information carefully before using the chair.            3. Please read the maintenance information carefully before using the chair.            4. Please read the user manual carefully before using the chair.            5. Please read the warranty information carefully before using the chair.         </small> </p>	<p><a href="#">Yaheetech 592328 Ergonomic Office Chair Assembly and Maintenance Guide</a></p> <p>Comprehensive assembly instructions, maintenance tips, and user guide for the Yaheetech 592328 ergonomic office chair. Learn how to assemble, care for, and adjust your chair for optimal comfort and longevity.</p>
<p>Yaheetech</p> <p>592032</p>  <p> <small>           1. Please read this instruction manual carefully before assembling the chair.            2. Please read the safety information carefully before using the chair.            3. Please read the maintenance information carefully before using the chair.            4. Please read the user manual carefully before using the chair.            5. Please read the warranty information carefully before using the chair.         </small> </p>	<p><a href="#">Yaheetech 592032 Office Chair Assembly Instructions</a></p> <p>Comprehensive assembly instructions for the Yaheetech 592032 office chair, including parts list, step-by-step assembly guidance, and maintenance tips. Available in English, German, Spanish, French, and Italian.</p>
<p>Yaheetech</p> <p>592389</p>  <p> <small>           1. Please read this instruction manual carefully before assembling the chair.            2. Please read the safety information carefully before using the chair.            3. Please read the maintenance information carefully before using the chair.            4. Please read the user manual carefully before using the chair.            5. Please read the warranty information carefully before using the chair.         </small> </p>	<p><a href="#">Yaheetech 592389 Velvet Office Chair Assembly and Maintenance Guide</a></p> <p>Comprehensive assembly instructions, safety guidelines, and maintenance tips for the Yaheetech 592389 velvet office chair. Learn how to assemble, use, and care for your chair.</p>
<p>Yaheetech</p> <p>592318</p>  <p> <small>           1. Please read this instruction manual carefully before assembling the chair.            2. Please read the safety information carefully before using the chair.            3. Please read the maintenance information carefully before using the chair.            4. Please read the user manual carefully before using the chair.            5. Please read the warranty information carefully before using the chair.         </small> </p>	<p><a href="#">Yaheetech 592318 Ergonomic Office Chair Assembly Instructions</a></p> <p>Detailed, step-by-step assembly guide for the Yaheetech 592318 ergonomic office chair. Includes parts list, safety information, and maintenance tips for optimal use.</p>



