

## Pipishell PIBCT

# Pipishell Bamboo Silverware Organizer Instruction Manual

Model: PIBCT

### PRODUCT OVERVIEW

The Pipishell Bamboo Silverware Organizer is an expandable and adjustable cutlery tray designed to bring order to your kitchen drawers. Crafted from premium bamboo, it offers a durable and elegant solution for storing various small items, not limited to just cutlery.

Its versatile design allows it to adapt to different drawer sizes, providing efficient organization and easy access to your utensils.

### KEY FEATURES

- **Multipurpose Use:** Ideal for organizing cutlery, jewelry, stationery, and tools in various rooms like the kitchen, living room, bedroom, or utility room.
- **Expandable and Adjustable:** Features 6-8 compartments and expands from 13 inches to 19.6 inches wide, accommodating multiple items and fitting different drawer sizes.
- **Premium Bamboo Construction:** Made from mature bamboo for increased strength and durability, offering a tidy and elegant appearance.
- **Practical Storage:** Compartments help organize small items, making them easy to find and saving time.
- **Sturdy and Easy Maintenance:** Designed for stability and can be easily wiped clean with a damp cloth.

### SETUP AND INSTALLATION

The Pipishell Bamboo Silverware Organizer is designed for simple setup. Follow these steps to integrate it into your drawer:

1. **Measure Your Drawer:** Before placing the organizer, measure the internal dimensions of your drawer (width, depth, and height) to ensure compatibility. The organizer's contracted dimensions are approximately 16.73"D x 12.91"W x 1.93"H, and it expands up to 19.69"W. A minimum drawer size of 14" x 18" is recommended.
2. **Unpack the Organizer:** Carefully remove the organizer from its packaging.
3. **Adjust to Fit:** Gently slide the side panels of the organizer outwards to expand it to the desired width. Ensure a snug fit within your drawer to prevent shifting.
4. **Place in Drawer:** Once adjusted, carefully place the organizer into your clean drawer.



## Organize More Utensils

*Image: The expandable organizer neatly placed in a kitchen drawer, showcasing its capacity for various utensils.*

## Expandable and Adjustable Size



*Image: Visual representation of the organizer's adjustable size, highlighting its contracted (12.91 in x 16.73 in x 1.89 in) and expanded (19.69 in x 16.73 in x 1.89 in) dimensions.*





*Image: A detailed diagram illustrating the minimum drawer size (14" x 18") required for optimal fit, along with compartment dimensions.*

## OPERATING AND USAGE

The Pipishell Bamboo Silverware Organizer is designed for intuitive use. Utilize its compartments to sort and store your items efficiently.

- **Categorize Items:** Assign specific compartments for different types of cutlery (forks, knives, spoons) or other small items.
- **Utilize Expansion:** If you have wider drawers or more items, expand the side sections to create additional storage space.
- **Easy Access:** The organized layout ensures that all items are visible and easily accessible, reducing clutter and saving time.

## MAINTENANCE

To ensure the longevity and appearance of your bamboo organizer, follow these simple maintenance guidelines:

- **Cleaning:** Wipe the organizer quickly with warm water and a mild soap. Do not soak the bamboo in water, as this can cause warping or damage.
- **Drying:** After cleaning, simply wipe down the organizer with a dry cloth. Ensure it is completely dry before returning items or placing it back in the drawer.
- **Avoid Harsh Chemicals:** Do not use abrasive cleaners or harsh chemicals, as these can damage the bamboo finish.



Image: A hand demonstrating the easy cleaning process of the bamboo organizer with a damp cloth.

### TROUBLESHOOTING

If you encounter any issues with your Pipishell Bamboo Silverware Organizer, consider the following common solutions:

- **Organizer Does Not Fit Drawer:**
  - Ensure you have measured your drawer accurately, including depth and height, not just width.
  - Verify that the organizer's expandable sides are fully retracted or extended to match your drawer's dimensions.
  - Check for any obstructions within the drawer that might prevent a proper fit.
- **Items Do Not Stay in Place:**
  - Confirm that the organizer is snugly fitted in the drawer and not sliding around.
  - Avoid overfilling compartments, which can cause items to spill over.
  - Consider using non-slip drawer liners beneath the organizer for added stability.
- **Bamboo Appears Dry or Dull:**
  - Regular cleaning with a damp cloth should maintain its appearance.
  - For added luster, a food-grade mineral oil can be applied sparingly and wiped off after 15-20 minutes.

### SPECIFICATIONS

Attribute	Detail
Brand	Pipishell
Model Number	PIBCT
Material	Bamboo Wood
Color	Natural
Product Dimensions (Contracted)	16.73"D x 12.91"W x 1.93"H
Product Dimensions (Expanded)	16.73"D x 19.69"W x 1.93"H

Number of Compartments	6-8 (expandable)
Special Features	Expandable, Adjustable, Waterproof
Item Weight	3.44 pounds
Maximum Weight Recommendation	3 Kilograms





## WARRANTY AND SUPPORT

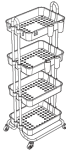

For any questions, concerns, or support regarding your Pipishell Bamboo Silverware Organizer, please refer to the official Pipishell website or contact their customer service directly. Information regarding specific warranty terms and conditions can typically be found on the product packaging or the manufacturer's official channels.

Visit the [Pipishell Store](#) for more products and support.

© 2024 Pipishell. All rights reserved.

## Related Documents - PIBCT

	<p><a href="#">Pipishell PISC02/PISC02B Storage Chest Instruction Manual</a></p> <p>Comprehensive instruction manual for the Pipishell PISC02/PISC02B storage chest, detailing safety warnings, parts identification, and step-by-step assembly guidance for secure and proper setup.</p>
	<p><a href="#">Pipishell PISC04/PISC04B Storage Chest Instruction Manual</a></p> <p>Instruction manual for the Pipishell PISC04 and PISC04B storage chest, detailing assembly, safety warnings, and installation instructions for home use.</p>
	<p><a href="#">Pipishell PISRB4 5-Tier Shoe Rack Assembly Instructions</a></p> <p>Comprehensive assembly instructions for the Pipishell PISRB4 5-tier shoe rack, detailing parts, assembly steps, and installation options for various wall types.</p>
	<p><a href="#">Pipishell PILFK1 Large Full-Motion TV Wall Mount Installation Guide</a></p> <p>Comprehensive installation guide for the Pipishell PILFK1 large full-motion TV wall mount. Includes warnings, weight capacity, tools needed, supplied hardware, and step-by-step instructions for mounting your TV securely.</p>

<div><div>INSTRUCTION MANUAL</div><div>PIUC08B/PIUC08W</div><div></div><div>Utility Cart</div><div><div>1-800-314-1400 1-800-314-1400</div><div>www.pipishell.com</div><div>support@pipishell.com</div></div></div>	<p><a href="#">Pipishell Utility Cart PIUC08B/PIUC08W Instruction Manual</a></p> <p>Instruction manual for the Pipishell Utility Cart models PIUC08B and PIUC08W, detailing assembly steps and parts.</p>
<div><div>INSTRUCTION MANUAL</div><div>REVO2(A) P13TCO3</div><div></div><div>Revo2(A) P13TCO3</div><div><div>1-800-314-1400 1-800-314-1400</div><div>www.pipishell.com</div><div>support@pipishell.com</div></div></div>	<p><a href="#">Pipishell Revo2(A) P13TCO3 Toilet Seat Installation and Maintenance Guide</a></p> <p>Comprehensive guide for installing and maintaining the Pipishell Revo2(A) P13TCO3 toilet seat. Learn about proper installation, regular maintenance, and important cautions for optimal use.</p>