

Silver Cross Wave/Coast Ride-On Board (Model 7118880)

Silver Cross Wave/Coast Ride-On Board Instruction Manual

Model: Wave/Coast Ride-On Board (7118880)

1. INTRODUCTION

Thank you for choosing the Silver Cross Wave/Coast Ride-On Board. This accessory is designed to provide a convenient and comfortable ride for an older child alongside your Silver Cross Wave or Coast pram system. Please read this instruction manual carefully before assembly and use to ensure safe operation and proper maintenance.

2. SAFETY INFORMATION

- Always ensure the Ride-On Board is securely attached to the pram system before use.
- Do not exceed the maximum weight limit specified for the Ride-On Board (refer to specifications).
- Never leave a child unattended on the Ride-On Board.
- Ensure the child stands securely on the board and holds onto the pram handle.
- Exercise caution when navigating curbs, uneven surfaces, or inclines.
- Regularly inspect the Ride-On Board for any signs of wear, damage, or loose components. Discontinue use if any damage is found.
- Keep hands and fingers clear of moving parts during attachment and detachment.

3. COMPATIBILITY

The Silver Cross Wave/Coast Ride-On Board is specifically designed for use with Silver Cross Wave and Coast pram systems. It connects in seconds without requiring extra fittings.

Important Note: This Ride-On Board is **not compatible** with the following Wave Models: SX2071, SX2072, SX2073, SX2074, SX2110.



Wave Ride-on Board

Perfect for tired toddler legs on longer walks



- ✓ Compatible with most Wave/Coast travel systems
- ✓ Not compatible with the following Wave Models: SX2071, SX2072, SX2073, SX2074, SX2110
- ✓ Connects with no extra fittings
- ✓ Suitable up to approx. 4 years
- ✓ Two swivel wheels with puncture free tyres

Image 3.1: Visual representation of the Ride-On Board's compatibility with Wave/Coast travel systems and key features.

4. SETUP AND ATTACHMENT

Follow these steps to attach the Ride-On Board to your Silver Cross Wave or Coast pram system:

1. Position the Ride-On Board behind the rear wheels of your pram system.
2. Align the attachment points on the Ride-On Board with the corresponding connection points on the pram chassis.
3. Push the Ride-On Board firmly into place until you hear a click, indicating a secure connection. Verify that the board is stable and does not wobble.
4. For storage when not in use, utilize the handy strap to secure the board to the pram's basket, allowing it to be lifted and stored easily.



Image 4.1: Illustration of the Ride-On Board connecting to the pram and its independent suspension system.



Image 4.2: The Ride-On Board securely attached to a Silver Cross pram system.

5. OPERATING INSTRUCTIONS

Once the Ride-On Board is securely attached, an older child can stand on the board while you push the pram. The board features two swivel wheels with puncture-free tires and independent suspension for a comfortable ride.

- Instruct the child to stand facing forward, holding onto the pram handle for stability.
- The coarse textured board surface provides maximum grip for the child's feet.
- When maneuvering, be mindful of the increased length of the pram system with the board attached.



Image 5.1: Top-down view of the Silver Cross Wave/Coast Ride-On Board, highlighting its textured surface and wheels.

6. MAINTENANCE

To ensure the longevity and safe operation of your Ride-On Board, follow these maintenance guidelines:

- **Cleaning:** Wipe down the board and wheels with a damp cloth and mild soap. Avoid harsh chemicals or abrasive cleaners.
- **Inspection:** Regularly check all attachment points, wheels, and the board surface for any signs of wear, cracks, or damage.
- **Storage:** When not in use, store the Ride-On Board in a clean, dry place, away from direct sunlight and extreme temperatures. Utilize the integrated strap to secure it to the pram's basket for compact storage.

7. TROUBLESHOOTING

Problem	Possible Cause	Solution
---------	----------------	----------

Problem	Possible Cause	Solution
Board feels unstable or loose	Improper attachment; Worn attachment points	Ensure board is clicked securely into place. Inspect attachment points for damage; if damaged, discontinue use and contact support.
Wheels are stiff or noisy	Dirt or debris in wheel mechanism; Lack of lubrication	Clean wheels and axles. Apply a small amount of silicone-based lubricant if necessary.
Child slips on board surface	Surface is wet or dirty; Inappropriate footwear	Ensure board surface is clean and dry. Advise child to wear appropriate, non-slip footwear.



8. SPECIFICATIONS





- **Model Number:** 7118880
- **Style:** Wave/Coast Ride-On Board
- **Material Composition:** Plastic, Aluminium
- **Item Weight:** 4.76 pounds (approx. 2.16 kg)
- **Package Dimensions:** 19.65 x 18.62 x 4.21 inches (approx. 49.9 x 47.3 x 10.7 cm)
- **Batteries Required:** No

9. WARRANTY AND SUPPORT

Silver Cross products are manufactured to high-quality standards. For specific warranty details, please refer to the warranty card included with your purchase or visit the official Silver Cross website. For customer support, technical assistance, or to inquire about replacement parts, please contact Silver Cross directly. You can find more information and contact details on the official Silver Cross store page:[Silver Cross Store](#)

Related Documents - Wave/Coast Ride-On Board (Model 7118880)

	Silver Cross Doll's Pram Fur Accessory: Fitting, Care & Safety Guide Comprehensive guide for the Silver Cross Doll's Pram Fur accessory, covering safety warnings, care instructions, fitting, and removal. Ensure safe and proper use of your pram accessory.
	Silver Cross Ride-On Board Instruction Manual - Dune & Reef Models Comprehensive instruction manual for the Silver Cross Ride-On Board, compatible with Dune and Reef strollers. Learn how to safely attach, use, and maintain your ride-on board.

	<p>Silver Cross WAVE Travel System: Instruction Manual</p> <p>Official instruction manual for the Silver Cross WAVE travel system. Learn how to safely assemble, use, and maintain your WAVE travel system for optimal performance and child safety.</p>
	<p>Silver Cross Jet Stroller User Manual and Safety Guide</p> <p>Comprehensive guide for the Silver Cross Jet stroller, covering safety instructions, assembly, usage, and care. Learn how to properly use and maintain your stroller for optimal safety and longevity.</p>
	<p>Silver Cross Dune/Reef First Bed Folding Carrycot Instruction Manual</p> <p>This manual provides essential instructions for the Silver Cross Dune/Reef First Bed Folding Carrycot, covering safe usage, assembly, and maintenance. It includes important safety warnings and care guidelines for parents and caregivers.</p>
	<p>Silver Cross Clic Stroller User Manual</p> <p>Comprehensive user manual for the Silver Cross Clic stroller, covering assembly, usage, safety instructions, and care.</p>