

## Manuals+

[Q & A](#) | [Deep Search](#) | [Upload](#)

[manuals.plus](#) /

› [METRO](#) /

› [METRO 74UPK3 METRO Site Select METROseal 3 Steel Mobile Post with Microban, 1" Diameter x 73-7/8" Height \(Pack of 4\)](#)

[Mobile 75.5 - Instruction Manual](#)

**METRO 74UPK3 Mobile 75.5 (ASIN: B007IC5JR2)**

# METRO Site Select METROseal 3 Steel Mobile Post Instruction Manual

BRAND: METRO

## 1. Product Overview

The METRO Site Select METROseal 3 Mobile Post with Microban is a durable steel post designed for use with casters to create mobile shelving units. It features a 1-inch diameter and a height of 73-7/8 inches, providing a robust foundation for various storage applications. The integrated Microban antimicrobial protection helps inhibit the growth of stain and odor-causing bacteria, mold, mildew, and fungi.



A close-up view of the dark green, cylindrical steel mobile post, showing its smooth, coated surface.

## 2. What's in the Box

Each package of METRO 74UPK3 Mobile Posts includes:

- 4 x METRO Site Select METROseal 3 Steel Mobile Posts


## 3. Key Features

- **METROseal 3 with Microban:** This advanced coating provides enhanced protection against corrosion, bacteria, mold, mildew, and fungi that can cause odors, stains, and product degradation.



A diagram illustrating the METROseal 3 coating with Microban antimicrobial protection, showing how it inhibits the growth of bacteria, mold, mildew, and fungi compared to a surface without protection.

- **Durable Steel Construction:** Built from high-quality steel for long-lasting performance and stability.
- **Mobile Design:** Specifically designed for use with casters (sold separately) to create easily movable shelving units.
- **Easy Alignment Grooves:** Features an easy-to-identify double groove every 8 inches (203mm) along the post, providing a quick and accurate way to align shelves during assembly.



A section of the mobile post highlighting the easy-to-identify double groove, located every 8 inches (203mm), designed for quick and accurate shelf alignment during assembly.

- **Standard Dimensions:** Each post measures 1-inch in diameter and 73-7/8 inches in height.



An assembled view showing the dark green mobile post securely connected to a wire shelving unit, demonstrating how the post integrates into a complete shelving system.

## 4. Setup Instructions

1. **Prepare Components:** Ensure you have all four mobile posts, the desired shelving units, and appropriate casters (if not already attached to the posts).
2. **Attach Casters (if applicable):** If your posts do not have pre-installed casters, securely screw or insert the casters into the bottom of each mobile post. Ensure they are tightened to prevent wobbling.
3. **Position Posts:** Stand the four posts upright in the desired location for your shelving unit.
4. **Install First Shelf:** Determine the desired height for your bottom shelf. Slide the shelf collars onto each post at the chosen height, aligning them with the double grooves for even placement. Then, lower the shelf onto the collars, ensuring it locks securely into place.
5. **Install Subsequent Shelves:** Repeat the process for additional shelves, using the double grooves on the posts to maintain consistent spacing and alignment.
6. **Verify Stability:** Once all shelves are installed, gently push on the unit to ensure it is stable and all components are

securely fastened.

## 5. Operating Your Mobile Shelving Unit

Once assembled, your mobile shelving unit can be easily moved by pushing or pulling it to the desired location. Ensure the casters are unlocked for movement and locked when the unit needs to remain stationary. Avoid overloading shelves beyond their rated capacity to maintain stability and prevent damage.

## 6. Maintenance

- **Cleaning:** Wipe down the posts regularly with a damp cloth and mild detergent. The METROseal 3 coating with Microban is designed to resist microbial growth, but regular cleaning helps maintain hygiene and appearance. Avoid abrasive cleaners or harsh chemicals that could damage the coating.
- **Inspection:** Periodically check all connections, especially where shelves attach to the posts and where casters attach to the posts, to ensure they remain tight and secure.
- **Caster Care:** If using casters, keep them free of debris and lubricate them periodically if they become difficult to roll.

## 7. Troubleshooting

- **Unit is Wobbly:**
  - Ensure all shelves are properly seated on their collars and that the collars are securely fastened to the posts.
  - Verify that casters (if used) are fully tightened and functioning correctly.
  - Check that the unit is on a level surface.
- **Missing Parts:**
  - If any parts, such as leveling feet or top caps, are expected but missing, please contact METRO customer support or your retailer immediately.
- **Difficulty Moving Unit:**
  - Ensure caster locks are disengaged.
  - Check casters for debris or damage. Clean or replace as necessary.

## 8. Specifications

Model Number	74UPK3 (Mobile 75.5)
Material	Steel with METROseal 3 and Microban
Diameter	1 inch
Height	73-7/8 inches
Package Dimensions	75.5 x 4.5 x 1.6 inches
Weight (per package)	4 Pounds
Manufacturer	InterMetro Industries






## 9. Warranty and Support

For specific warranty information, please refer to the documentation provided with your purchase or visit the official



METRO website. For product support, technical assistance, or to inquire about replacement parts, please contact InterMetro Industries directly or visit the [METRO Store on Amazon](#).

Related Documents - 74UPK3 Mobile 75.5 (ASIN: B007IC5JR2)

	<p><a href="#">Metro TABLEWORX Work Table Assembly Instructions</a></p> <p>Comprehensive assembly instructions for Metro TABLEWORX work tables, covering safety warnings, performance tips, component identification, and step-by-step assembly for mobile and stationary units. Includes details on weight capacity, frame types, and height options.</p>
	<p><a href="#">Metro TableWorx Performance Worktables: Customizable Stainless Steel Solutions</a></p> <p>Explore Metro TableWorx™ performance worktables, offering modular, height-adjustable stainless steel solutions for various industrial and commercial applications. Features include multiple material options (Type 304 and 316 stainless steel), extensive accessory configurations like risers, shelves, and grids, and detailed specifications.</p>
	<p><a href="#">Metro TableWorx Assembly Instructions</a></p> <p>Detailed assembly instructions for Metro TableWorx work tables, covering mobile and stationary units, including safety warnings, weight capacity, and component identification.</p>
	<p><a href="#">Metro HU03E Digital Wall Switch Timer: Instruction Manual &amp; Warranty</a></p> <p>Comprehensive instruction manual and warranty details for the Metro HU03E Digital Wall Switch Timer, covering installation, programming, and features for efficient home automation.</p>
	<p><a href="#">Lifeline Emergency Cart User Guide and Maintenance</a></p> <p>User and maintenance guide for the Metro Lifeline Emergency Cart, detailing its features, operation, security, cleaning procedures, and backboard inspection protocols.</p>

