

Manuals+

[Q & A](#) | [Deep Search](#) | [Upload](#)

manuals.plus /

› [BiOBUDDi](#) /

› [BiOBUDDi BB-0155 Swampies Construction Kit - Plant-Based Building Blocks Instruction Manual](#)

BiOBUDDi BB-0155

BiOBUDDi BB-0155 Swampies Construction Kit Instruction Manual

Model: BB-0155

Brand: BiOBUDDi

1. INTRODUCTION

Welcome to the world of BiOBUDDi! This instruction manual provides detailed guidance for assembling and enjoying your BiOBUDDi BB-0155 Swampies Construction Kit. This innovative building set features colorful, plant-based blocks made from sugarcane remnants, designed to be safe for young children and environmentally friendly.

Key Features:

- Plant-based, eco-friendly blocks
- 29 colorful and durable building blocks
- Includes a cardboard play mat and character figures
- Compatible with other major building block brands
- Promotes motor skills, concentration, creativity, and spatial thinking
- Suitable for children aged 18 months and older

2. SAFETY INFORMATION

- Adult supervision is recommended during play.
- Ensure all small parts are kept away from children under 18 months to prevent choking hazards.
- Do not ingest blocks or cardboard components.
- Inspect blocks regularly for damage. Discontinue use if any parts are broken.

3. PACKAGE CONTENTS

Please verify that all items listed below are present in your BiOBUDDi BB-0155 Swampies Construction Kit.

- 29 x Colorful Building Blocks
- 1 x Cardboard Play Mat (Swamp-themed)
- Multiple Cardboard Character Figures (e.g., Gator, Newt, Ribbs, Disco, Draco)
- 1 x Instruction Leaflet (This manual)



This image displays the complete BiOBuddi Swampies construction kit, including the packaging, the assembled SwampPlane, and the cardboard figures. It helps users confirm they have all components.

4. SETUP AND ASSEMBLY

Step 1: Unpacking and Preparing Components

Carefully open the packaging. Remove all blocks, the cardboard play mat, and the cardboard character figures.



This image demonstrates the process of detaching the cardboard character figures from their sheet. These figures include characters such as Draco, Disco, Blinky, Rainy, Cat, Gator, Newt, and Ribbs, which are used to enhance the play experience.

Gently push out the cardboard character figures from their sheets. These figures will stand upright to populate your swamp scene.

Step 2: Assembling the SwampPlane

Follow the visual instructions provided in the included leaflet or refer to the image below to construct the SwampPlane. The blocks are designed for easy connection.



This image provides a detailed view of the fully assembled SwampPlane, constructed from colorful BiOBuddi blocks. Cardboard character figures are shown inserted into the top of the plane, ready for imaginative play.

Start by connecting the larger base blocks, then add the smaller blocks to form the body and wings of the SwampPlane.

Insert the cardboard character figures into the designated slots on the SwampPlane or around the play mat to bring your swamp adventure to life.

Step 3: Setting up the Play Mat

Unfold the cardboard play mat and place it on a flat surface. This mat provides a vibrant swamp background for your creations.

5. OPERATING INSTRUCTIONS (PLAYING)

The BiOBuddi Swampies Construction Kit encourages open-ended play and creativity.

- Use the blocks to build the SwampPlane as instructed, or create your own unique swamp vehicles and structures.
- Position the cardboard character figures on the play mat or within your block creations to tell stories and engage in imaginative scenarios.
- Experiment with different block combinations to develop fine motor skills and spatial reasoning.
- The blocks are compatible with other popular building block brands, allowing for expanded play possibilities.

6. MAINTENANCE

Cleaning:

To clean the BiOBUDDi blocks, wipe them gently with a damp cloth. For stubborn dirt, a mild soap solution can be used, followed by rinsing with clean water and air drying.

Do not submerge cardboard components in water. Clean them with a dry cloth if necessary.

Storage:

Store the blocks and cardboard components in a dry place, away from direct sunlight and extreme temperatures, to prevent warping or damage.

Keep all parts in the original packaging or a suitable storage container to prevent loss.

7. TROUBLESHOOTING

Blocks not connecting properly:

Ensure the blocks are aligned correctly before pressing them together.

Check for any debris or foreign objects in the connection points.

Missing parts:

Carefully check all packaging materials. If parts are genuinely missing, contact BiOBUDDi customer support.

Cardboard figures not standing:

Ensure the base tabs are fully extended and bent correctly to provide stability.

8. SPECIFICATIONS

Feature	Detail
Model Number	BB-0155
Brand	BiOBUDDi
Number of Pieces	29 (building blocks)
Recommended Age	18 months and up
Material	Plant-based bio-plastic (blocks), Cardboard (play mat, figures)
Product Dimensions (L x W x H)	8 x 33 x 24 cm
Product Weight	600 grams
Educational Value	Building skills, Motor skills, Creativity
Compatibility	Compatible with other common building block brands

9. WARRANTY AND SUPPORT

Warranty Information:





BiOBUDDi products are manufactured to high-quality standards. For specific warranty details, please refer to the information provided on the product packaging or visit the official BiOBUDDi website.

Customer Support:

If you have any questions, concerns, or require assistance with your BiOBUDDi BB-0155 Swampies Construction Kit, please contact BiOBUDDi customer support through their official website or the contact information provided on

the product packaging.

Related Documents - BB-0155

	<p>BIOBUDDI BIG Blocks: Eco-Friendly Educational Building Toys for Children</p> <p>Explore the BIOBUDDI BIG blocks range, including Animal, Numbers, Fruit, Symbols, and Letters sets. These eco-friendly, biobased building toys are made in the Netherlands to develop motor skills and creativity in children aged 1.5 to 6.</p>
	<p>BIOBUDDI Wildlife Big Blocks BB-0106 Jungle - Building Toy Instructions</p> <p>Discover the BIOBUDDI Wildlife Big Blocks BB-0106 Jungle set, a CO2 neutral, 100% recyclable, and biobased building toy made in the Netherlands. This 27-piece set is suitable for ages 1.5-6 and includes instructions for building an elephant and a jungle-themed animal. Explore other BIOBUDDI Wildlife series like Arctic, Savanna, Steppe, Swamp, Forest, and Lagoon.</p>
	<p>BIOBUDDI BB-2040 Construction Crane Building Blocks Assembly Instructions</p> <p>Detailed step-by-step assembly guide for the BIOBUDDI BB-2040 Construction Crane building block set. This manual provides clear instructions for constructing the toy crane, including parts lists and safety information. Suitable for ages 4-99.</p>
	<p>BIOBUDDI Learning Animals Building Blocks - Eco-Friendly & Educational Toys</p> <p>Discover BIOBUDDI's Learning Animals building blocks (BB-0001), made from sustainable biobased materials. Safe, fun, and educational toys for children aged 1.5-6. Learn about our eco-friendly production process and commitment to the planet.</p>