

## LEKATO WS-10

# LEKATO WS-10 Wireless Guitar System Instruction Manual

Model: WS-10 (YYx-441)

## INTRODUCTION

This manual provides instructions for the LEKATO WS-10 Wireless Guitar System, a rechargeable 2.4GHz wireless audio system designed for musical instruments, offering low noise and latency. Please read this manual thoroughly before use to ensure proper operation and longevity of your device.

## WHAT'S IN THE BOX

- LEKATO WS-10 Wireless Transmitter
- LEKATO WS-10 Wireless Receiver
- Dual-head USB Charging Cable
- User Manual



Image: The LEKATO WS-10 Wireless Guitar System, showing both the transmitter and receiver units.

## KEY FEATURES

- **2.4GHz Wireless Transmission:** Utilizes 2.4GHz ISM band for stable, low-latency, and low-noise audio transmission.
- **Rechargeable Battery:** Built-in lithium polymer batteries provide over 5 hours of working time. Includes a dual-head USB cable for simultaneous charging of both units.
- **Multiple Channel Support:** Supports up to 6 sets of devices working simultaneously without

interference. One transmitter can send signals to multiple receivers.

- **Extended Transmission Range:** Offers an effective transmission range of approximately 100 feet (30 meters) with no noticeable lag or signal loss.
- **High-Quality Audio:** Features 105dB dynamic range, 24-bit/48KHz high-quality audio broadcast, and a 20Hz-22kHz full-screen response.
- **Versatile Compatibility:** Equipped with a 280° rotatable 1/4" plug, making it suitable for various electronic musical instruments such as guitars, basses, mixers, violins, and electronic drums.



Image: Visual representation of the system's technical specifications, highlighting 100 feet transmission distance, 24-bit/48KHz audio, 12ms latency, and 105dB dynamic range.

## SETUP INSTRUCTIONS

1. **Charge the Units:** Before first use, fully charge both the transmitter and receiver using the provided dual-head USB charging cable. A red LED indicates low battery or charging. A green LED indicates successful pairing.
2. **Power On:** Locate the power button on the side of both the transmitter and receiver. Slide the button up to power on each unit.
3. **Automatic Pairing:** The units are designed to pair automatically upon powering on. A solid green LED light on both units indicates successful pairing.

4. **Manual Pairing (If Needed):** If the units do not pair automatically (LED flashes slowly), press the "Pair" button on both the transmitter and receiver simultaneously. The LED will flash fast during pairing and turn solid green once paired.
5. **Connect to Instrument:** Plug the transmitter (marked "Transmitter") into your instrument's 1/4" output jack. The 280° rotatable plug allows for flexible positioning.
6. **Connect to Amplifier/Receiver:** Plug the receiver (marked "Receiver") into your amplifier's 1/4" input jack or other audio input device.



Image: The transmitter and receiver units connected to a dual USB cable for charging, illustrating the built-in rechargeable battery feature.



# Plug and Play

One-key to switch channel and pair.

Automatic channel setup, easy to use.

Get rid of the shackles of cables and cumbersome settings.



Image: A LEKATO wireless transmitter plugged into an electric guitar and the receiver plugged into an amplifier, illustrating the simple plug-and-play setup.

## OPERATING INSTRUCTIONS

- **Power On/Off:** Use the side power switch to turn the units on or off.
- **Channel Selection:** The system automatically selects the best available channel. For manual channel adjustment or re-pairing, press the "Pair" button.
- **Multi-Device Use:** Up to six pairs of LEKATO WS-10 systems can operate simultaneously in the same area. Ensure each pair is on a different channel to avoid interference.
- **One-to-Many Mode:** A single transmitter can broadcast its signal to multiple receivers. This is useful for sending one instrument's signal to several amplifiers or mixing consoles.
- **Signal Range:** Maintain a distance within 100 feet (30 meters) for optimal performance. Obstacles and other 2.4GHz devices may affect range and signal quality.

# Wireless Freedom and Supports Simultaneous on 6 Channels



Image: A diagram illustrating the system's capability to support 6 simultaneous channels and a single transmitter broadcasting to multiple receivers, suitable for band setups.



Image: The LEKATO wireless system featuring a 280° rotatable plug, demonstrating its compatibility with a variety of musical instruments including guitars, keyboards, and mixers.

## MAINTENANCE

- **Charging:** Recharge the units when the battery indicator shows low power (red LED). Avoid overcharging for extended battery life.
- **Cleaning:** Wipe the units with a soft, dry cloth. Do not use liquid cleaners or solvents.
- **Storage:** Store the system in a cool, dry place away from direct sunlight and extreme temperatures when not in use.
- **Handle with Care:** Avoid dropping the units or subjecting them to strong impacts.

## TROUBLESHOOTING

Problem	Possible Cause	Solution
---------	----------------	----------

Problem	Possible Cause	Solution
No Sound / Intermittent Signal	Units not paired. Low battery. Out of range. Interference from other 2.4GHz devices (Wi-Fi, other wireless systems).	Ensure both units are powered on and the LED is solid green. If not, manually pair them. Recharge both units. Reduce distance between transmitter and receiver. Change the operating channel if possible, or move away from sources of interference.
Poor Sound Quality / Noise	Interference. Low battery. Instrument/amplifier settings.	Move away from other wireless devices. Recharge units. Check volume and tone settings on your instrument and amplifier.

## SPECIFICATIONS

Brand	LEKATO
Model Number	WS-10 (YYx-441)
Transmission Frequency	2.4GHz ISM Band
Transmission Range	Up to 100 feet (30 meters)
Latency	Low (typically <12ms)
Dynamic Range	105dB
Audio Quality	24-bit/48KHz
Frequency Response	20Hz-22kHz
Battery Type	Lithium Polymer (included)
Working Time	Over 5 hours
Connector	1/4" TS (rotatable 280°)
Item Weight	6.3 ounces
UPC	793811851892

## PRODUCT DEMONSTRATION VIDEO

Your browser does not support the video tag.

Video: A detailed demonstration of the LEKATO WS-10 Wireless Guitar System, covering its ease of use, pairing process, sound quality, and range capabilities in various environments. The video highlights the plug-and-play functionality and the system's performance with an electric guitar.

## WARRANTY AND SUPPORT








LEKATO products are designed for reliability and performance. For any technical support or warranty inquiries, please refer to the contact information provided with your purchase or visit the official LEKATO website. Please retain your proof of purchase for warranty claims.

*Note: Specific warranty terms may vary by region and retailer.*

© 2025 LEKATO. All rights reserved.

## Related Documents - WS-10

	<p><a href="#">LEKATO WS-80 Wireless Guitar System Owner's Manual</a></p> <p>Discover the LEKATO WS-80 Wireless Guitar System owner's manual. Learn how to set up, use, and troubleshoot this 2.4GHz ISM wireless transmitter and receiver for electric guitars, featuring over 8 hours of battery life and a 220-degree rotatable plug. Optimize your guitar setup with this reliable and portable wireless solution.</p>
	<p><a href="#">LEKATO WS-50 5.8GHz Wireless Guitar System User Manual</a></p> <p>User manual for the LEKATO WS-50 5.8GHz Wireless Guitar System. This guide provides detailed instructions on setup, operation, specifications, troubleshooting, and precautions for optimal performance.</p>
	<p><a href="#">LEKATO PA-1 Guitar Headphone Amplifier Manual</a></p> <p>User manual for the LEKATO PA-1 Electric Guitar Headphone Amplifier with Bluetooth. Includes setup, operation, and troubleshooting information.</p>
	<p><a href="#">LEKATO Guitar Looper Series Firmware Update Guide</a></p> <p>Instructions for updating the firmware on your LEKATO Guitar Looper Series to resolve tick noise issues. Includes steps for downloading the CubeSuite app and performing the OTA upgrade.</p>
	<p><a href="#">Looper Pro Guitar Effector User Manual - LEKATO</a></p> <p>Comprehensive user manual for the LEKATO Looper Pro Guitar Effector. Learn about its 48K/24bit audio quality, 40-minute recording capacity, 9 loops, built-in tuner, USB connectivity for WAV file import/export, and detailed operation instructions. Ideal for guitarists seeking professional looping capabilities.</p>

LEKATO

GUITAR EFFECT PROCESSOR  
Gitarreneffektprozessor  
电吉他效果处理器  
ギターエフェクトプロセッサ  
TANK-G  
**Owner's Manual**  
Bedienungsanleitung  
使用说明书  
取扱説明書

[LEKATO TANK-G Guitar Effect Processor Owner's Manual](#)

Comprehensive owner's manual for the LEKATO TANK-G Guitar Effect Processor, detailing its features, functions, and operation. Includes information on presets, live mode, effect modules, technical parameters, and software downloads.