

## GBC PX08-04

# GBC ShredMaster PX08-04 Cross-Cut Shredder Instruction Manual

Model: PX08-04

## PRODUCT OVERVIEW

---

The GBC ShredMaster PX08-04 Cross-Cut Shredder is designed for everyday shredding tasks in small home and office environments. It provides Level P-3 security, transforming documents into small cross-cut particles. This model is capable of shredding up to 8 sheets of paper simultaneously and includes features for user convenience and safety.



**Image Description:** A front-facing view of the GBC ShredMaster PX08-04 Cross-Cut Shredder. The shredder is black with a silver top panel featuring the GBC logo. It has a compact design suitable for home or small office use.

### Key Features:

- **Security Level:** P-3 Cross-Cut for everyday document security.
- **Shred Capacity:** Up to 8 sheets of paper per pass.
- **Run Time:** 3 minutes continuous operation.
- **Waste Bin Capacity:** 3.96 gallons.
- **Shreds Materials:** Paper, staples, and paper clips.
- **Jam Prevention:** Manual reverse function.
- **Safety:** Recessed blades to prevent user injury.
- **Interface:** Easy-to-use slider control.

### SETUP

---

1. **Unpacking:** Carefully remove the shredder from its packaging. Ensure all packing materials are removed

from the shredder head and waste bin.

2. **Placement:** Place the shredder on a flat, stable surface. Ensure there is adequate space around the unit for ventilation and operation.
3. **Bin Installation:** Ensure the waste bin is correctly inserted into the shredder unit. The shredder will not operate if the bin is not properly seated.
4. **Power Connection:** Plug the power cord into a standard electrical outlet.

## OPERATING INSTRUCTIONS


---

### Powering On and Off:

- Locate the slider switch on the top of the shredder.
- Slide the switch to the "ON" position to activate the shredder. The shredder is now ready for use.
- To turn off the shredder, slide the switch to the "OFF" position.

### Shredding Documents:

1. Ensure the shredder is powered on.
2. Gather the documents to be shredded. The shredder can handle up to 8 sheets of standard paper (20 lb bond) at a time.
3. Insert the paper straight into the paper entry slot. The shredder will automatically start shredding.
4. For optimal performance and to prevent jams, avoid exceeding the maximum sheet capacity.
5. The shredder can also shred staples and small paper clips.



**Image Description:** A person is shown standing at a kitchen counter, feeding documents into the GBC ShredMaster PX08-04 shredder. The shredder is placed on the counter next to other papers and a coffee mug, illustrating its use in a home office setting.



**Image Description:** This image highlights the shredding capabilities of the GBC ShredMaster PX08-04. It shows paper being fed into the shredder, with icons indicating it can shred 8 sheets, credit cards, staples, and paper clips.

### Continuous Operation:

The shredder is designed for a 3-minute continuous run time. After 3 minutes of continuous use, allow the shredder to cool down for approximately 30 minutes before resuming operation to prevent overheating.

## MAINTENANCE

---

### Emptying the Waste Bin:

- When the waste bin is full, the shredder will stop operating.
- Always turn off and unplug the shredder before emptying the bin.
- Carefully pull out the waste bin from the front of the shredder.
- Dispose of the shredded material responsibly.
- Reinsert the waste bin firmly until it clicks into place.





**Image Description:** A pair of hands is shown holding the waste bin of the GBC ShredMaster PX08-04, which is filled with shredded paper. Text overlay indicates "3.96 GALLON BIN CAPACITY", illustrating the volume of shredded material the bin can hold.

### Shredder Oiling (Recommended):

To maintain optimal performance and extend the life of your shredder, it is recommended to oil the cutting blades regularly, especially after emptying the waste bin multiple times or after heavy use. Use shredder oil specifically designed for paper shredders. Apply a thin line of oil across the paper entry slot, then run a few sheets of paper through the shredder.

## TROUBLESHOOTING

Problem	Possible Cause	Solution
Shredder does not turn on.	Power cord not plugged in. Waste bin not properly inserted. Overheating.	Ensure power cord is securely plugged into a working outlet. Push the waste bin firmly into place. Allow the shredder to cool down for 30 minutes.

Problem	Possible Cause	Solution
Paper jam.	Too many sheets inserted. Paper inserted incorrectly.	Slide the control switch to the "Reverse" position to clear the jam. Remove excess paper. If the jam persists, turn off and unplug the shredder, then carefully remove the jammed paper.
Shredder stops during operation.	Waste bin is full. Overheating.	Empty the waste bin. Allow the shredder to cool down for 30 minutes.

## SPECIFICATIONS

---

- **Model:** PX08-04
- **Shred Type:** Cross-Cut
- **Security Level:** P-3
- **Sheet Capacity:** 8 sheets (20 lb bond paper)
- **Waste Bin Capacity:** 3.96 gallons
- **Run Time:** 3 minutes
- **Cool Down Time:** Approximately 30 minutes
- **Shreds:** Paper, staples, paper clips
- **Item Weight:** 10 pounds
- **Product Dimensions:** 14.56 x 10.63 x 15.28 inches
- **Manufacturer Part Number:** 1757404

# GENERAL SECURITY (P-3)



**Image Description:** This image visually demonstrates the cross-cut shredding capability and P-3 security level of the GBC ShredMaster PX08-04. It shows a piece of paper shredded into small, confetti-like particles next to a quarter for size comparison, indicating the small size of the shredded output.

## WARRANTY AND SUPPORT







---

The GBC ShredMaster PX08-04 Cross-Cut Shredder comes with a **2-year warranty**. For warranty claims, technical support, or further assistance, please refer to the contact information provided with your product packaging or visit the official GBC website.

For additional information or to locate authorized service centers, please visit the [GBC Store on Amazon](#).

### Related Documents - PX08-04



	<p><a href="#">GBC Duo Shredder Instruction Manual</a></p> <p>This instruction manual provides essential information for the safe and effective operation of the GBC Duo shredder. Learn about setup, usage, safety warnings, specifications, and maintenance for your GBC shredder.</p>
	<p><a href="#">GBC Shredmaster 22SM Micro Cut Shredder - Instruction Manual</a></p> <p>Instruction manual for the GBC Shredmaster 22SM Micro Cut Shredder. Learn about features, specifications, safety, operation, and maintenance for secure document and media destruction.</p>
	<p><a href="#">GBC Shredmaster 40s Straight-Cut Shredder Instruction Manual</a></p> <p>This document provides operating procedures, safety instructions, and specifications for the GBC Shredmaster 40s Straight-Cut Shredder. Learn how to safely install, operate, and maintain your shredder.</p>
	<p><a href="#">GBC 921S &amp; 926X Personal Shredder Instruction Manual</a></p> <p>Comprehensive instruction manual for the GBC 921S Straight Cut and GBC 926X Cross Cut personal paper shredders, covering setup, operation, and safety guidelines.</p>
	<p><a href="#">GBC Document Shredder Operating Manual and Warranty Information</a></p> <p>Comprehensive operating instructions, safety precautions, maintenance guide, troubleshooting, and limited warranty details for GBC document shredder models.</p>
	<p><a href="#">GBC H220 &amp; H318 HighSpeed Laminator: Instruction Manual</a></p> <p>Comprehensive instruction manual for GBC H220 and H318 HighSpeed Laminators, covering operation, safety, maintenance, and specifications. Learn how to effectively laminate documents with these high-performance machines.</p>




[pdf] User Manual Instructions Troubleshooting Guide

GBC SHREDMASTER PX08 04 01 MANUAL Manual Hub drive google file d 1Ok

vsauubdNvl28b1fTnW2uzp8lqvaw preview |||

SHREDMASTERTM **PX08-04** PX06-04 SHREDDERS start here dmarrez ici empieza aqu 4407 GBC Platform 1 - Shredmaster **PX08-04** PX06-04 Safety Booklet US\_v3.indd 1 https://manual-hub.com/ 5/9/19 1:24 PM SHREDMASTERTM **PX08-04** PX06-04 SHREDDERS Specifcations Model **PX08-04** PX06-04 Cut level P-3 5... lang:en score:49 filesize: 1.6 M page\_count: 10 document date: 2023-10-03



[pdf] User Manual Instructions Troubleshooting Guide

GBC SHREDMASTER PX06 04 01 MANUAL Manual Hub drive google file d 1vLw9u7gS

rGHaZAwwDqIHWIV8T0CV8rn preview |||

SHREDMASTERTM **PX08-04** PX06-04 SHREDDERS start here dmarrez ici empieza aqu 4407 GBC Platform 1 - Shredmaster **PX08-04** PX06-04 Safety Booklet US\_v3.indd 1 https://manual-hub.com/ 5/9/19 1:24 PM SHREDMASTERTM **PX08-04** PX06-04 SHREDDERS Specifcations Model **PX08-04** PX06-04 Cut level P-3 5... lang:en score:38 filesize: 1.6 M page\_count: 10 document date: 2023-10-03



[pdf] User Manual Specifications Datasheet Warranty

GBC ShredMaster PX08 04 Cross Cut Shredder Datasheet shredderwarehouse cdn shop files |||

GBC ShredMaster Small Home Office Shredder, **PX08-04**, Cross-Cut, 8 Sheets The ShredMaster **PX08-04** Cross-Cut Shredder is a reliable choice for everyday shredding, making it great for home office use 1757404 Each information Depth Width Height Gross weight UPC# Unit quantity Case information Depth Wi... lang:en score:36 filesize: 60.49 K page\_count: 1 document date: 0000-00-00



[pdf] User Manual Instructions Troubleshooting Guide

GBC SHREDMASTER PX06 04 01 MANUAL drive google uc id 1vLw9u7gS

rGHaZAwwDqIHWIV8T0CV8rn export |||

SHREDMASTERTM **PX08-04** PX06-04 SHREDDERS start here dmarrez ici empieza

aqu 4407 GBC Platform 1 - Shredmaster **PX08-04** PX06-04 Safety Booklet

US\_v3.indd 1 5/9/19 1:24 PM SHREDMASTERTM **PX08-04** PX06-04 SHREDDERS

Specifcations Model **PX08-04** PX06-04 Cut level P-3 5x42mm P-4 4x28mm 4 ...

lang:en score:36 filesize: 2.54 M page\_count: 10 document date: 2022-02-14



[pdf] User Manual Specifications Warranty

GBC ShredMaster PX08 04 Cross Cut Paperspec sheet for acco 1757404 shredmaster paper

shredderwebstaurantstore documents specsheets spec shredder srsItd

AfmBOorhS8SVKTrXoFD7tjzgO4Twf3urSltVfZ0CJMfnI3PjxS3Gmqmd |||

GBC ShredMaster **PX08-04** Cross-Cut Paper Shredder, 8 Sheets The ShredMaster

**PX08-04** Cross-Cut Shredder is a reliable choice for everyday shredding, making it great for home office use 1757404 Product Description Each information ShredMaster **PX08-04** Cross-Cut Shredder provides dependable shredding...

lang:en score:34 filesize: 60.5 K page\_count: 1 document date: 2019-09-23



[pdf] User Manual Specifications Warranty

spec sheet for acco 1757404 shredmaster paper shredder webstaurantstore documents specsheets |||

GBC ShredMaster **PX08-04** Cross-Cut Paper Shredder, 8 Sheets The ShredMaster

**PX08-04** Cross-Cut Shredder is a reliable choice for everyday shredding, making it great for home office use 1757404 Product Description Each information ShredMaster **PX08-04** Cross-Cut Shredder provides dependable shredding...

lang:en score:19 filesize: 60.5 K page\_count: 1 document date: 0000-00-00



[pdf] Flyer

See our monthly flyer! DAC® MP 199 Height Adjustable Articulating Single Monitor Arm Silver Arms First Base Inc 08C05PG Cowans cdn shopify s files 1 0756 8257 v 1754327365 |||

Prices in effect August 1-31, 2025 PROUDLY CANADIAN OWNED.

SIOZNZBLUISNINGESSSSAUVPPILNIEGS S Don ... 9 ea. #067, Magenta 144.99 ea. Personal Use 8 60 Sheets Sheets Office Use GBC Shredmaster™ **PX08-04** Cross Cut Shredder Shreds staples and paper clips 4 Gal/15.14 L capacity 8-sheet capac...

lang:en score:14 filesize: 2.96 M page\_count: 6 document date: 2025-06-17