

Manuals+

[Q & A](#) | [Deep Search](#) | [Upload](#)

manuals.plus /

- › [IKTCH](#) /
- › [IKTCH Wall Mount Range Hood User Manual](#)

IKTCH IKP02-30

IKTCH Wall Mount Range Hood User Manual

Model: IKP02-30 | Brand: IKTCH




Front view of the IKTCH 30-inch Wall Mount Range Hood, showcasing its stainless steel finish and control panel.

INTRODUCTION

This user manual provides comprehensive instructions for the installation, operation, and maintenance of your IKTCH 30-inch Wall Mount Range Hood. Designed with a sleek stainless steel finish, this range hood features a powerful 900 CFM airflow, gesture sensing, touch control, and adjustable LED lights to enhance your kitchen environment. Please read this manual thoroughly before installation and use to ensure safe and efficient operation.

KEY FEATURES

- **Modern Design:** Constructed from durable stainless steel with an elegant appearance, featuring remote control and innovative gesture sensing.
- **Powerful Airflow:** Delivers a maximum of 900 CFM to effectively remove smoke and cooking odors, ensuring a fresh kitchen atmosphere.
- **Ultra-Quiet Operation:** Offers 4-speed settings with a low noise level, ranging from 40 decibels on the lowest setting to a maximum of 65dB.
- **Bright Energy Saving Lamps:** Equipped with 2 adjustable 3W LED lights for optimal illumination of your cooking area while conserving energy.
- **Superior Filtration:** Includes 2 dishwasher-safe, easy-to-remove stainless steel permanent baffle filters designed to efficiently trap grease and oil.



Close-up view highlighting the stainless steel material, delay off timer, adjustable LED lights, and dishwasher-safe baffle filters of the range hood.


SETUP AND INSTALLATION

The iKTCH Wall Mount Range Hood is designed for flexible installation, supporting both ducted and ductless configurations. Ensure you have all necessary components and tools before beginning installation.

Installation Options:

- **Ducted Mode:** Exhausts air outside through a duct system. This mode provides the most effective ventilation.
- **Ductless Mode (Recirculating):** Filters air through a charcoal filter and recirculates it back into the kitchen. A charcoal filter is included for this purpose.

Ducted or Ductless – Install Your Way



Included: Duct / Charcoal Filter / Adapter

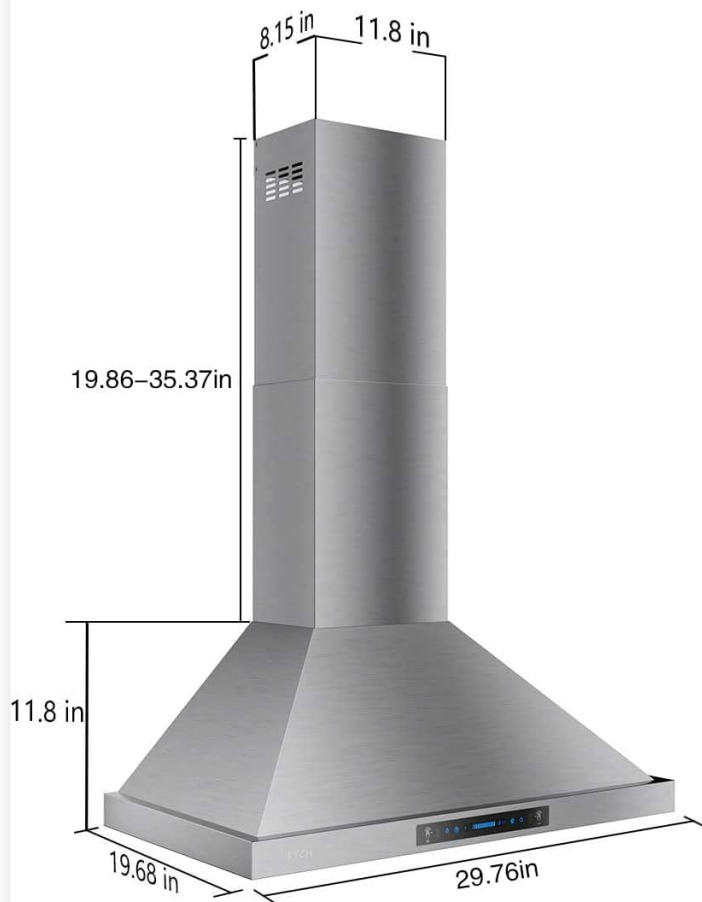
Note: Please do not install Charcoal Filter when installing the Duct Mode otherwise it will affect the suction and increase the noise

Visual representation of the range hood's ducted and ductless exhaust methods, showing airflow paths and the charcoal filter for recirculation.

Dimensions:

Refer to the diagram below for detailed product dimensions to ensure proper fit and clearance in your kitchen space.

Size:



Max 47.17in, Min 31.66in

Max 32in, Min 24in

36 in

Maximum Ceiling Height: 9.6ft.
NOTE: Additional chimney extension
pieces are not within our sales scope.

Technical drawing showing the various dimensions of the range hood for installation planning.

OPERATING INSTRUCTIONS

Your IKTCH range hood offers multiple convenient ways to control its functions.

Control Panel:

The sleek touch control switch panel allows for easy operation of all functions.

Gesture Control

It doesn't matter if your hands are dirty, just wave the switch/adjust the fan.



Please Note: Gesture control only takes effect when all the two sensing points are crossed.

A hand waving over the gesture sensing area of the control panel, illustrating touchless operation.

Gesture Sensing:

Wave your hand across the sensing points on the control panel to adjust fan speed or turn the unit on/off. This feature is especially useful when your hands are occupied or dirty during cooking.

Fan Speed Settings:

Select from 4 different fan speeds to match your cooking needs, from light simmering to heavy frying. The powerful 900 CFM motor ensures efficient smoke and odor removal.

900 CFM Powerful Suction

4 levels of wind speed to meet your different cooking environments.



The range hood effectively pulling steam and smoke from cooking pots, highlighting its 900 CFM powerful suction.

Adjustable LED Lights:

Press the light button to turn the LED lights on or off. Long press the light button to adjust the brightness to your preferred level, providing clear visibility over your cooking surface.

Remote Control:

For added convenience, the range hood comes with a remote control, allowing you to operate all functions from a distance.

Official Product Video:

Watch this official video from IKTCH for a visual guide on the features and operation of the IKP02 Series range hood.

Your browser does not support the video tag.

Video demonstrating the IKTCH Wall Mount Range Hood 900 CFM IKP02 Series, showcasing its design, gesture sensing, powerful suction, and low noise level.

MAINTENANCE

Regular maintenance ensures the longevity and optimal performance of your range hood.

Filter Cleaning:

The stainless steel baffle filters are dishwasher-safe and easy to remove. For cleaning, simply unhook them and place them in your dishwasher. This helps maintain efficient grease trapping and airflow. For ductless configurations, the charcoal filter should be replaced periodically based on usage to ensure effective odor absorption.

TROUBLESHOOTING

If you encounter any issues with your IKTCH range hood, please refer to the following common troubleshooting tips:

- **No Power:** Check if the power cord is securely plugged in and if the circuit breaker has tripped.
- **Low Suction:** Ensure filters are clean and not clogged. Verify that the ductwork (if ducted) is clear of obstructions.
- **Excessive Noise:** Check for loose parts or obstructions in the fan. Ensure the unit is properly installed and secured.
- **Gesture Control Not Responding:** Ensure your hand is clean and dry. Wave your hand clearly across both sensing points. If issues persist, contact customer support.

For more complex issues, please contact IKTCH customer support.

SPECIFICATIONS

Feature	Detail
Brand	IKTCH
Model Number	IKP02-30
Air Flow Capacity	900 Cubic Feet Per Minute (CFM)
Material	Stainless Steel
Noise Level	40-65 dB
Mounting Type	Wall Mount
Controls Type	Touch, Gesture Sensing, Remote Control
Number of Speeds	4
Lights	2 x 3W LED (Adjustable Brightness)

Filter Type	Baffle (Dishwasher Safe)
Product Dimensions	19.68"D x 29.5"W x 51.11"H
Item Weight	45 Pounds
Voltage	120 Volts
Special Features	Timer, Auto Fan Shut-Off, Stain Resistant, Built-In Oil Collector

Low Noise Level

The noise of the range hood at the highest speed does not exceed 65 decibels.



Image illustrating the low noise level of the range hood during operation, with a noise meter displaying a reading below 65dB.

WARRANTY AND SUPPORT

IKTCH is committed to providing quality products and excellent customer service. For any inquiries, technical support, or warranty claims, please refer to the contact information provided with your product packaging or visit the official IKTCH website.

The product comes with a 5-year protection plan and 100% customer satisfaction is aimed for, with replies typically within 24 hours.

For further assistance, you may also refer to the [official User Manual \(PDF\)](#).

