

[Manuals.plus](#) /

- > [HP](#) /
- > HP Pavilion Gaming 15.6-Inch Laptop (Model 15-dk0020nr) User Manual

## HP 15-dk0020nr

# HP Pavilion Gaming 15.6-Inch Laptop User Manual

Model: 15-dk0020nr

## 1. INTRODUCTION

---

This manual provides essential information for setting up, operating, maintaining, and troubleshooting your HP Pavilion Gaming 15.6-inch Laptop, model 15-dk0020nr. Please read this guide thoroughly to ensure optimal performance and longevity of your device.



Figure 1: HP Pavilion Gaming Laptop (Model 15-dk0020nr)

## 2. WHAT'S IN THE BOX

---

Verify that all items are present in the packaging:

- HP Pavilion Gaming Laptop (Model 15-dk0020nr)
- Battery
- Power Cable

## 3. SETUP

---

### 3.1 Initial Power-On

1. Unpack the laptop and power cable from the box.
2. Connect the power adapter to the laptop's power port and then to a wall outlet.
3. Open the laptop lid.
4. Press the power button, typically located above the keyboard, to turn on the laptop.
5. Follow the on-screen instructions to complete the Windows 10 Home setup, including language selection, network connection, and user account creation.

### 3.2 Connecting Peripherals

Utilize the available ports to connect external devices such as a mouse, keyboard, external monitor, or storage devices.



USB Type-C® and USB-C® are trademarks of USB Implementers Forum.

Figure 2: Left Side Ports (HDMI, USB 3.1 Gen 2 Type-C, RJ-45, USB 3.1 Gen 1 Type-A, Media Reader)

## 4. OPERATING INSTRUCTIONS

---

### 4.1 Power On/Off and Sleep Mode

- **Power On:** Press the power button.
- **Shut Down:** Click the Start button, then Power > Shut down.
- **Sleep Mode:** Close the lid or click the Start button, then Power > Sleep.

### 4.2 Keyboard and Touchpad

The laptop features a full-size backlit keyboard with a 10-key numeric keypad for comfortable typing and data entry. The integrated touchpad supports multi-touch gestures for navigation.

### 4.3 Gaming and Performance

This HP Pavilion Gaming Laptop is designed for high-grade graphics and processing power, suitable for gaming and multitasking. Ensure your system drivers are updated for optimal performance.

# CAN I PLAY IT?

Check this PC against the minimum and recommended system requirements.



## YOUR FAVORITE GAME


MEETS MINIMUM SYSTEM REQUIREMENTS

MEETS RECOMMENDED SYSTEM REQUIREMENTS

FORTNITE



APEX LEGENDS



PUBG



HEARTHSTONE



OVERWATCH




WORLD OF WARCRAFT




THE WITCHER 3: WILD HUNT




MINECRAFT: JAVA EDITION



MAGIC: THE GATHERING



STARCRRAFT 2



HP Pavilion Gaming Laptop  
15-dk0056wm

System requirements are based on specifications from the manufacturer. Gameplay may still be possible below minimum level of requirements.

Figure 3: Gaming Compatibility Overview

## 5. FEATURES AND COMPONENTS

- **Display:** 15.6-inch diagonal FHD IPS Anti-Glare micro-edge WLED-backlit Display (1920x1080) with 60Hz refresh rate.
- **Processor:** 9th Generation Intel Core i5-9300H Processor (Quad-core, 2.4GHz up to 4.1GHz with Intel Turbo Boost).
- **Graphics:** NVIDIA GeForce GTX 1650 (4 GB GDDR5 dedicated).
- **Memory:** 8 GB DDR4-2400 SDRAM (upgradable with 2 accessible memory slots).
- **Storage:** 256 GB PCIe NVMe M.2 Solid State Drive.
- **Ports:** USB 3.1 Gen 2 Type-C, 3x USB 3.1 Gen 1 Type-A, RJ-45, HDMI, headphone-microphone combo.
- **Audio:** Front-firing speakers with audio by B&O.
- **Thermal Management:** Dual fan system with wide rear corner vents and additional air inlets for enhanced cooling.
- **Operating System:** Windows 10 Home.

Thin micro-edge  
FHD IPS Display<sup>1</sup>

Audio by B&O



Backlit keyboard  
and numeric keypad

Wide vents  
maximize airflow

<sup>1</sup> Full High Definition (FHD) content is required to view FHD images.

Figure 4: Key Design Features

## 6. SPECIFICATIONS

---

# At a glance

## Specifications

 15.6" diagonal display	 60Hz refresh rate	 Windows 10 Home	 Intel® Core™ i5-9300H Processor	 NVIDIA® GeForce® GTX 1650
 8 GB memory (1 x 8 GB)	 256 GB SSD	 Wi-Fi 5 & Bluetooth® 4.2	 Up to 8 hours & 30 minutes	

## Highlighted features



**Power your day. Power your play.**  
A fast processor and a high-resolution display deliver smooth gameplay visuals, bringing your entertainment and content to life.



**Game harder for longer**  
A dual fan system maximizes airflow to optimize overall performance and stability.



**Bold, immersive design**  
A thin and light machine featuring sleek micro-edge bezel display and custom-tuned front-firing speakers.



**Environmentally conscious**  
This Pavilion is ENERGY STAR® certified and EPEAT® Silver registered.

## Additional features

- Upgradable memory up to 32 GB (2 x 16 GB)
  - NVIDIA® G-SYNC
  - NVIDIA® Max-Q
  - Full HD IPS anti-glare display
  - Chassis lighting
  - Digital media card reader
  - Built-in webcam
  - Full-size backlit keyboard
  - 10-key numeric keypad
  - 26-key rollover anti-ghosting
- Included    Not included

Figure 5: Specifications at a Glance

Feature	Specification
Standing Screen Display Size	15.6 Inches
Max Screen Resolution	1920x1080 Pixels
Processor	4.1 GHz core_i5_family (Intel Core i5-9300H)
RAM	8 GB SDRAM (DDR4-2400)
Hard Drive	256 GB SSD (PCIe NVMe M.2)
Graphics Coprocessor	NVIDIA GeForce GTX 1650 (4 GB GDDR5)
Wireless Type	802.11ac
Average Battery Life	Up to 8 Hours
Operating System	Windows 10 Home
Item Weight	4.92 pounds
Product Dimensions	14.17 x 10.08 x 0.92 inches

Color

Shadow Black/Acid Green (Silver variant listed in specs)



Figure 6: Laptop Dimensions

## 7. MAINTENANCE

### 7.1 Cleaning

- Use a soft, lint-free cloth to clean the screen and exterior surfaces.
- Avoid harsh chemicals or abrasive materials.
- Use compressed air to clear dust from keyboard keys and cooling vents periodically.

### 7.2 Software Updates

Regularly update your operating system, drivers, and applications to ensure security and optimal performance.

### 7.3 Battery Care

To prolong battery life, avoid extreme temperatures and allow the battery to discharge partially before recharging.

### 7.4 BIOS Recovery and Protection

The laptop automatically checks the health of your PC, protects against unauthorized access, secures local storage, and can recover itself from boot-up issues.

## 8. TROUBLESHOOTING

---

### 8.1 Power Issues

- If the laptop does not power on, ensure the power adapter is securely connected to both the laptop and a working electrical outlet.
- Check the power indicator light on the laptop.

### 8.2 Performance Slowdown

- Close unnecessary applications running in the background.
- Ensure sufficient free space on the SSD.
- Check for and install any pending system or driver updates.

### 8.3 Connectivity Problems

- For Wi-Fi issues, restart your router and the laptop.
- For wired connections (RJ-45), ensure the cable is properly seated.

## 9. WARRANTY AND SUPPORT

---

Your HP Pavilion Gaming Laptop comes with a 1-Year Limited hardware warranty. HP provides 24-hour, 7 days a week web support for assistance.

For detailed warranty information and support resources, please visit the official HP support website or refer to the documentation included with your product.