

## Manuals+

[Q & A](#) | [Deep Search](#) | [Upload](#)

[manuals.plus](#) /

› [eWheels](#) /

› [EW46 4 Wheel Sporty Mobility Recreational Travel Scooter User Manual](#)

## eWheels EW-46

# EW46 4 Wheel Sporty Mobility Recreational Travel Scooter User Manual

Model: EW-46 | Brand: eWheels

## INTRODUCTION

This manual provides essential information for the safe and effective operation, maintenance, and troubleshooting of your eWheels EW46 4 Wheel Sporty Mobility Recreational Travel Scooter. Please read this manual thoroughly before using your scooter to ensure proper handling and to maximize its lifespan.



Image: The eWheels EW46 scooter, a four-wheel mobility device, shown from the front-right angle, highlighting its sporty design and black finish.

## SAFETY GUIDELINES

---

Always prioritize safety when operating your mobility scooter. Adhere to all local traffic laws and regulations. Ensure you are familiar with all controls before riding. Avoid operating the scooter under the influence of alcohol or medication that impairs judgment.

- Perform a pre-ride inspection before each use.
- Do not exceed the maximum weight capacity of 400 lbs.
- Always use the electromagnetic hand-braking system for controlled stops.
- Be aware of your surroundings and pedestrian traffic.
- Ensure the battery is adequately charged before long trips.

## SETUP AND ASSEMBLY

---

Your EW46 scooter comes largely pre-assembled. Follow these steps for initial setup:

1. **Unpacking:** Carefully remove the EWheels EW-46 48V 500W Electric 4 Wheel Scooter from its packaging. Retain packaging for future transport or storage.
2. **Initial Charge:** Connect the charger to the scooter's charging port and a standard electrical outlet. Charge the scooter fully before its first use. Refer to the charging indicator for status.
3. **Seat Adjustment:** Adjust the seat to your preferred height and position for optimal comfort and control. Ensure the seat is securely locked in place before riding.

# Adjustable Captains Chair



Image: A close-up view of the adjustable captain's chair on the EW46 scooter, showing its comfortable padding and armrests, designed for user customization.

## OPERATING INSTRUCTIONS

Familiarize yourself with the controls before operating the scooter in an open area.

1. **Power On:** Insert the key into the ignition and turn it to the "ON" position to power on the scooter.
2. **Acceleration:** Use the twist throttle located on the right handlebar to gradually accelerate. Apply gentle pressure for smooth starts.



3. **Braking:** The scooter is equipped with an electromagnetic hand-braking system. Squeeze the brake levers on the handlebars to slow down or stop. Release the throttle when braking.
4. **Navigation:** Utilize the LED console for speed and battery information. Adjust the rear-view mirrors for clear visibility behind you.
5. **Speed Modes:** The scooter features multiple speed settings (e.g., 4 mph, 8 mph, 15 mph). Select the appropriate speed mode for your environment and comfort level.

# Easy to Read Display



Image: A detailed view of the EW46 scooter's easy-to-read LED display, showing speed, battery level, and other operational indicators.

# Easy to Operate



Image: A close-up of the EW46 scooter's handlebars, illustrating the intuitive and easy-to-operate controls for lights, horn, and speed settings.

## MAINTENANCE

Regular maintenance ensures the longevity and optimal performance of your EW46 scooter.

- **Battery Care:** Charge the battery after each use, especially if the battery indicator shows low charge. Avoid fully discharging the battery. Store the scooter with a charged battery if not in use for extended periods.
- **Tire Pressure:** Periodically check tire pressure and inflate to the recommended PSI (refer to tire sidewall for specific values). Proper tire pressure improves ride quality and battery efficiency.
- **Cleaning:** Clean the scooter regularly with a damp cloth. Avoid using harsh chemicals or direct water spray on electrical components.
- **Inspections:** Routinely check all nuts, bolts, and fasteners for tightness. Inspect brake cables and electrical connections for wear or damage.

## TROUBLESHOOTING

This section addresses common issues you might encounter with your EW46 scooter.

Problem	Possible Cause	Solution
Scooter does not turn on.	Battery is discharged; Key is not fully inserted or turned; Circuit breaker tripped.	Charge the battery; Ensure key is fully turned to "ON"; Reset the circuit breaker (if applicable).
Loss of power during operation.	Low battery charge; Overload (exceeding weight capacity); Loose electrical connection.	Recharge battery; Reduce load; Check and secure all connections.
Brakes feel weak or inconsistent.	Brake pads worn; Brake cable loose; System malfunction.	Inspect brake pads and replace if worn; Adjust brake cable tension; Contact customer support if issue persists.

If you encounter issues not listed here or if solutions do not resolve the problem, please contact eWheels customer support.

## SPECIFICATIONS

Feature	Detail
Model	EW-46
Product Dimensions	63"D x 28"W x 42"H (63 x 28 x 42 inches)
Item Weight	260 Pounds
Color	Midnight Black
Motor	500W Electric Motor (48V)
Weight Capacity	400 lbs (as per image PT01)
Max Speed	Up to 15 MPH (as per image PT01 and review)
Range	Up to 35 Miles (as per image PT01)





- Fully Assembled
- 35 Mile Range
- 400 Lb Capacity
- 13/MPH
- 500 Watts




Image: An image highlighting key specifications of the EW46 scooter, including its 35-mile range, 400 lb capacity, 13 MPH speed, and 500 Watts of power.







## WARRANTY AND SUPPORT

For detailed warranty information, please refer to the warranty card included with your product or visit the official eWheels website. Warranty terms typically cover manufacturing defects for a specified period.

For technical assistance, parts, or service inquiries, please contact eWheels customer support directly. Have your model number (EW-46) and purchase date ready when contacting support.

**Legal Disclaimer:** Statements regarding this product have not been evaluated by the FDA and are not intended to diagnose, treat, cure, or prevent any disease or health condition. This product is intended for recreational and mobility assistance use only.

Related Documents - EW-46

 <p>EW-19 Owner's Manual</p> <p>www.ehwheels.com (800) 312-0880 India (800) 371-0843 America</p>	<p><a href="#">EWheels EW-19 Owner's Manual</a></p> <p>Comprehensive owner's manual for the EWheels EW-19 recreational mobility scooter, covering intended use, safety guidelines, operation, maintenance, technical specifications, and warranty information.</p>
 <p>EW-26 Owner's Manual</p> <p>www.ehwheels.com (800) 312-0880 India (800) 371-0843 America</p>	<p><a href="#">EWheels EW-26 Electric Scooter Owner's Manual</a></p> <p>Comprehensive owner's manual for the EWheels EW-26 electric scooter, covering features, technical specifications, operation, charging, maintenance, safety guidelines, and warranty information.</p>
 <p>EW-20 Owner's Manual</p> <p>www.ehwheels.com (800) 312-0880 India (800) 371-0843 America</p>	<p><a href="#">EWheels EW-20 Mobility Scooter Owner's Manual</a></p> <p>This owner's manual provides comprehensive information for the EWheels EW-20 mobility scooter, including features, technical specifications, operating instructions, charging and maintenance procedures, safety guidelines, and warranty details.</p>
 <p>EW-14 Owner's Manual</p> <p>www.ehwheels.com (800) 312-0880 India (800) 371-0843 America</p>	<p><a href="#">EWheels EW-14 Owner's Manual: Operation, Safety, and Maintenance Guide</a></p> <p>Comprehensive guide for the EWheels EW-14 recreational mobility scooter, covering intended use, safety warnings, operation, technical specifications, battery care, charging, and warranty information.</p>
 <p>EW-11 Owner's Manual</p> <p>www.ehwheels.com (800) 312-0880 Customer Service (800) 371-0843 America</p>	<p><a href="#">EWheels EW-11 Sport Electric Scooter Owner's Manual</a></p> <p>Comprehensive owner's manual for the EWheels EW-11 Sport electric scooter, covering intended use, safety warnings, operation, maintenance, specifications, and warranty information.</p>
 <p>EW-72 Owner's Manual</p> <p>www.ehwheels.com (800) 312-0880 India (800) 371-0843 America</p>	<p><a href="#">EWheels EW-72 Mobility Scooter Owner's Manual</a></p> <p>Comprehensive owner's manual for the EWheels EW-72 mobility scooter, covering intended use, safety warnings, operation, maintenance, technical specifications, and warranty information.</p>