

[Manuals.plus](#) /

> [Migali](#) /

> Migali C-2RB-HC Two Door Reach-In Refrigerator Instruction Manual

Migali C-2RB-HC

Migali C-2RB-HC Two Door Reach-In Refrigerator Instruction Manual

Model: C-2RB-HC

INTRODUCTION

This manual provides essential information for the safe and efficient installation, operation, and maintenance of your Migali C-2RB-HC Two Door Reach-In Refrigerator. Please read all instructions carefully before using the appliance to ensure proper function and longevity.



Image: Front view of the Migali C-2RB-HC Two Door Reach-In Refrigerator, showcasing its stainless steel finish and two large doors.

IMPORTANT SAFETY INFORMATION

Always follow basic safety precautions when using this appliance to reduce the risk of fire, electric shock, or injury. Keep this manual for future reference.

- Ensure the refrigerator is properly grounded.
- Do not store explosive substances such as aerosol cans with a flammable propellant in this appliance.
- Keep ventilation openings clear of obstruction.
- Only qualified service personnel should perform repairs.

SETUP AND INSTALLATION

Unpacking and Placement

The Migali C-2RB-HC refrigerator is shipped with pre-installed wheels for ease of movement. Carefully uncrate the unit and move it to its desired freestanding location. Ensure there is adequate clearance around the unit for proper ventilation, typically 6 inches from walls and ceiling.



Image: The Migali C-2RB-HC refrigerator with its product dimensions clearly marked: 54.4"W x 31.5"D x 83.2"H.

Leveling

Once in place, ensure the refrigerator is level. The pre-installed casters may have leveling feet or brakes to stabilize the unit. Proper leveling is crucial for door alignment and efficient operation.

Electrical Connection

This appliance requires a dedicated 115 Volt, 60 Hz, single-phase electrical supply. Connect the refrigerator to a properly grounded outlet. Do not use extension cords or adapter plugs.

Initial Cleaning

Before first use, clean the interior and exterior surfaces with a mild detergent and warm water. Rinse thoroughly and dry completely.

OPERATING INSTRUCTIONS

Powering On and Temperature Control

After connecting to power, turn on the unit using the main power switch. The refrigerator features a digital temperature controller with a clear display for precise temperature monitoring and adjustment. The robust forced air refrigeration system ensures rapid cooling and stable temperatures.



Image: Close-up of the digital temperature controller and power switches on the Migali C-2RB-HC refrigerator, showing the temperature display and on/off buttons.

To adjust the temperature, refer to the specific instructions for the digital controller model. Typically, a 'SET' button allows you to view and modify the set point. Allow the unit several hours to reach the desired operating temperature before loading with products.

Loading and Shelving

The refrigerator is equipped with 6 adjustable recessed shelves. Distribute products evenly to allow for optimal airflow. Avoid blocking the internal fan or air vents.



Image: Interior view of the Migali C-2RB-HC refrigerator, showing the recessed shelving system designed for efficient storage.

Door Locks

The unit includes door locks for security. Use the provided keys to lock and unlock the doors as needed.



Image: Close-up of the integrated door lock mechanism on the Migali C-2RB-HC refrigerator, providing security for stored items.

Automatic Defrost

The Migali C-2RB-HC features an automatic defrost system, eliminating the need for manual defrosting. The system periodically melts away frost buildup on the evaporator coil, with the water draining into an evaporation pan.

Cleaning the Interior and Exterior

- **Interior:** Regularly clean the interior with a mild, non-abrasive cleaner and warm water. Remove shelves and clean them separately. Rinse and dry thoroughly to prevent odors and maintain hygiene.
- **Exterior:** Wipe down the stainless steel exterior with a soft cloth and a stainless steel cleaner or mild detergent. Avoid abrasive cleaners that can scratch the surface.

Condenser Coil Cleaning

The condenser coil, located at the bottom of the unit, should be cleaned regularly (at least every 3 months) to ensure efficient operation. Dust and debris buildup can restrict airflow and reduce cooling performance. Use a brush or vacuum cleaner to remove accumulated dirt.



Image: Interior view showing the fan and airflow system, highlighting components that require clear circulation for optimal performance.

Door Gasket Inspection

Periodically inspect the door gaskets for cracks, tears, or signs of wear. Damaged gaskets can lead to air leaks, increased energy consumption, and poor cooling. Replace worn gaskets promptly.

TROUBLESHOOTING

Before contacting service, review the following common issues and solutions:

Problem	Possible Cause	Solution
Refrigerator not cooling	Power supply issue, thermostat set too high, condenser coil dirty, door left open.	Check power connection, adjust thermostat, clean condenser coil, ensure doors are closed.
Excessive noise	Unit not level, fan obstruction, loose components.	Level the unit, check for obstructions around fans, tighten any loose parts.
Water on floor	Drain line clogged, drain pan overflowing.	Clear drain line, check drain pan for proper positioning.
Door not sealing properly	Gasket dirty or damaged, unit not level, hinges misaligned.	Clean or replace gasket, level the unit, adjust door hinges.

If the problem persists after attempting these solutions, please contact qualified service personnel.

SPECIFICATIONS

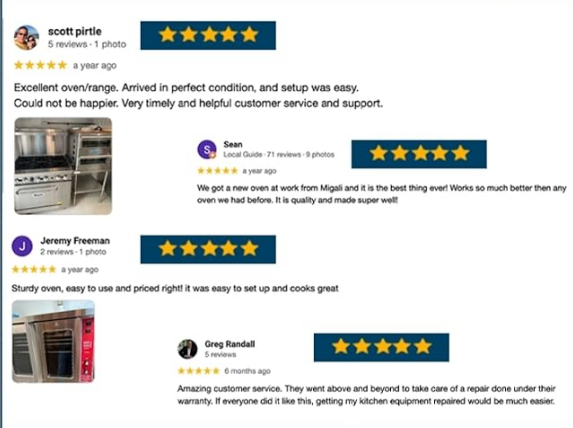
Feature	Detail
Model	C-2RB-HC
Brand	Migali
Product Dimensions (D x W x H)	31.5" x 54.4" x 83.1"
Net Capacity	49 Cubic Feet
Number of Doors	2
Material	Stainless Steel Interior and Exterior
Defrost System	Automatic
Voltage	115 Volts
Power Source	Corded Electric
Cooling Method	Compressor
Number of Shelves	6
Adjustable Temperature Control	Yes
Installation Type	Freestanding
Certifications	ETL Electrical, ETL Sanitation (conforms to ANSI/NSF 7 for foodservice)
Refrigerant	R290 (Environmentally friendly, high energy efficiency)

WARRANTY INFORMATION

Migali stands behind the quality of its products. The C-2RB-HC refrigerator comes with the following warranty coverage:

- **5 Years Compressor Warranty:** Covers the compressor component for a period of five years from the date of purchase.
- **2 Years Parts & Labor Warranty:** Covers parts and labor for repairs for a period of two years from the date of purchase.

For detailed terms and conditions, please refer to your warranty card or contact Migali customer service.




scott pirtle
5 reviews · 1 photo
★★★★★ a year ago
Excellent oven/range. Arrived in perfect condition, and setup was easy. Could not be happier. Very timely and helpful customer service and support.

Sean
Local Guide · 71 reviews · 9 photos
★★★★★ a year ago
We got a new oven at work from Migali and it is the best thing ever! Works so much better than any oven we had before. It is quality and made super well!


Jeremy Freeman
2 reviews · 1 photo
★★★★★ a year ago
Sturdy oven, easy to use and priced right! It was easy to set up and cooks great.

Greg Randall
5 reviews
★★★★★ 6 months ago
Amazing customer service. They went above and beyond to take care of a repair done under their warranty. If everyone did it like this, getting my kitchen equipment repaired would be much easier.


Why choose Migali?




American Family Owned Since 1955
All parts are stocked in our NJ warehouse. Our nationwide network of local technicians ensures fast reliable after-sales service anywhere in the U.S.



Fast Delivery Times
Products ship from strategically located warehouses to ensure fast delivery times.



Right Quality Right Price
Remember the bitterness of poor quality remains long after the sweetness of low price is forgotten!



Great Customer Service
Questions? Problems? Our experienced staff is here to answer your calls.

Image: Graphic detailing Migali's commitment to quality, including warranty periods for compressor, parts, and labor, alongside customer service information.

CUSTOMER SUPPORT

For any questions, technical assistance, or to schedule service, please contact Migali customer support. Our experienced staff is available to assist you.

Contact Information: Please refer to the Migali website or your product documentation for the most current contact details.

Migali maintains a nationwide network of local technicians to ensure fast and reliable after-sales service across the U.S.