

Manuals+

[Q & A](#) | [Deep Search](#) | [Upload](#)

Manuals.plus /

- › [Vicco](#) /
- › Vicco Ruben Corner Chest of Drawers Instruction Manual

Vicco Ruben 34643

Vicco Ruben Corner Chest of Drawers

Model: 34643

INTRODUCTION

Thank you for choosing the Vicco Ruben Corner Chest of Drawers. This manual provides essential information for the safe assembly, proper use, and maintenance of your new furniture. Please read these instructions carefully before beginning assembly and retain them for future reference.

The Ruben corner chest of drawers is designed for optimal storage and versatility, making it a suitable addition to various rooms, including living rooms and bedrooms. Its closed compartments offer ample storage space for clothing, textiles, and other items.

SAFETY INFORMATION

- Always assemble the furniture on a soft, clean surface to prevent scratches.
- Ensure all fittings are securely tightened before use. Periodically check and re-tighten fittings as necessary.
- Do not overload the shelves or drawers. Distribute weight evenly.
- For stability, it is recommended to secure the unit to a wall using appropriate wall fixings (not always included, check package contents). This prevents tipping, especially in households with children.
- Keep small parts and packaging materials away from children during assembly to avoid choking hazards.

PACKAGE CONTENTS

Before starting assembly, verify that all components are present and undamaged. If any parts are missing or damaged, please contact customer support.

- Vicco Ruben Corner Chest of Drawers components (engineered wood panels)
- Assembly instructions
- Mounting hardware (screws, dowels, hinges, etc.)

SETUP AND ASSEMBLY

Assembly is required for this product. Please follow the detailed assembly instructions provided in the package. It is recommended to have two people for assembly to ensure safety and ease of construction.

1. **Unpack Components:** Carefully remove all parts from the packaging. Lay them out on a soft, clean surface to prevent damage.
2. **Identify Parts:** Refer to the parts list in the included assembly manual to identify each component.
3. **Follow Step-by-Step Instructions:** Assemble the unit according to the numbered steps in the provided manual. Pay close attention to diagrams and ensure all screws and fittings are correctly installed.
4. **Secure Doors:** Attach the doors using the provided hinges, ensuring they open and close smoothly. Adjust hinges if necessary for proper alignment.
5. **Final Placement:** Once assembled, carefully move the unit to its desired location. Consider securing it to a wall for added stability.



Image: The assembled Vicco Ruben corner chest of drawers, integrated into a larger closet system, demonstrating its corner fit and white finish.



Image: The Vicco Ruben corner chest of drawers with its door open, showcasing the internal storage shelf.

OPERATING AND USAGE

The Vicco Ruben Corner Chest of Drawers is designed for general storage purposes. Its corner design optimizes space utilization in various rooms.

- **Storage:** Use the internal shelves to store clothing, linens, books, or other household items.
- **Placement:** Ideal for corners in living rooms, bedrooms, or hallways to maximize storage in often-unused spaces.
- **Weight Distribution:** Always distribute items evenly across shelves to maintain stability and prevent damage to the unit.





Image: The Vicco Ruben corner chest of drawers demonstrating its versatility, used here as a shoe cabinet in a hallway.

MAINTENANCE

To ensure the longevity and appearance of your Vicco Ruben chest of drawers, follow these maintenance guidelines:

- **Cleaning:** Wipe surfaces with a soft, damp cloth. Avoid abrasive cleaners or harsh chemicals, as these can damage the melamine coating.
- **Spills:** Immediately wipe up any spills to prevent moisture damage to the engineered wood.
- **Fittings:** Periodically check all screws and fittings and re-tighten them if they have become loose.
- **Sunlight:** Avoid prolonged exposure to direct sunlight to prevent fading or discoloration of the finish.

TROUBLESHOOTING

Problem	Possible Cause	Solution
Unit is wobbly or unstable.	Loose fittings or uneven floor.	Check and tighten all screws. Ensure the unit is on a level surface. Use shims if necessary. Consider wall anchoring.
Doors do not close properly or are misaligned.	Hinges are loose or incorrectly adjusted.	Adjust the hinge screws to align the doors. Refer to the assembly manual for hinge adjustment details.
Scratches or surface damage.	Impact or abrasive cleaning.	Minor scratches may be touched up with a furniture repair pen. Prevent future damage by using soft cloths for cleaning and avoiding sharp objects.

SPECIFICATIONS

Feature	Detail
Model Name	Ruben
Model Number	34643
Dimensions (L x W x H)	78 cm x 78 cm x 76.6 cm (30.7 x 30.7 x 30.2 inches)
Weight	36 Kilograms (79.4 lbs)
Color	White
Material	Engineered Wood (16 mm particle board) with Melamine Coating
Finish Type	Laminated
Special Features	Scratch Resistant
Assembly Required	Yes
Mounting Type	Floor Mount

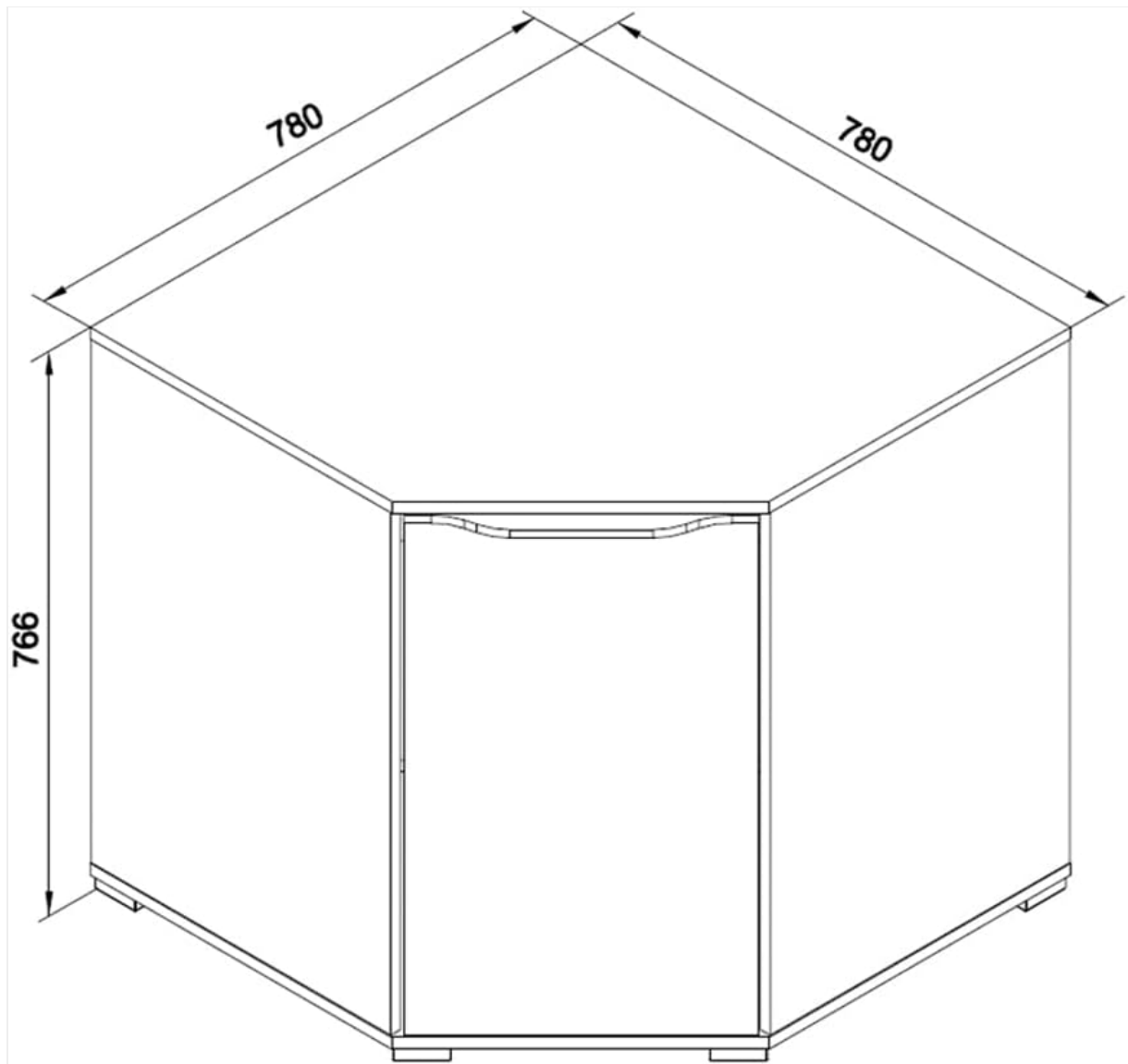


Image: Detailed dimensions of the Vicco Ruben corner chest of drawers (780mm x 780mm x 766mm).

WARRANTY AND SUPPORT

This product comes with a standard return policy. For specific warranty details or to report missing/damaged parts, please refer to your purchase documentation or contact the seller directly. The seller for this product is [ok-living](#).

For further assistance, please visit the [Vicco Brand Store](#) or contact Amazon customer service.