

manuals.plus /

- › [Muzen](#) /
- › [Muzen Mini Bluetooth Speaker MW-2AI User Manual](#)

Muzen MW-2AI

Muzen Mini Bluetooth Speaker MW-2AI User Manual

Model: MW-2AI | Brand: Muzen

1. INTRODUCTION

Thank you for choosing the Muzen Mini Bluetooth Speaker MW-2AI. This compact, retro-styled speaker delivers clear audio and convenient wireless connectivity. This manual provides essential information for setting up, operating, and maintaining your speaker to ensure optimal performance.



Image 1: Front view of the Muzen Mini Bluetooth Speaker MW-2AI in Pink.

2. WHAT'S IN THE BOX

Please check the package contents to ensure all items are present:

- Muzen Button Bluetooth Speaker
- Stickers
- Lanyard
- Catalog
- User manual (this document)
- Charging cable
- Gift bag

3. PRODUCT OVERVIEW

The Muzen Mini Bluetooth Speaker MW-2AI features a compact design with intuitive controls.



Retro old-fashioned look

A classic look inspired by 1950s record players Quality design never fades

Image 2: The speaker's retro design, inspired by 1950s record players.

3.1 Controls and Indicators

- **Rotary Knob:** Used for volume adjustment.
- **Lever Switch:** Controls track changes (next/previous).
- **Power Switch:** Located on the top panel for turning the device on or off.
- **Charging Port:** Micro USB port for charging the internal battery.
- **Indicator Light:** Provides status feedback (e.g., charging, Bluetooth pairing).



Image 3: Top view of the speaker highlighting the volume knob, channel lever, and power switch.

4. SETUP

4.1 Charging the Speaker

1. Connect the provided charging cable to the speaker's charging port.
2. Connect the other end of the cable to a USB power adapter (not included) or a computer's USB port.
3. The indicator light will show charging status. A full charge typically takes approximately 3 hours.
4. Once fully charged, the indicator light will change or turn off, indicating the speaker is ready for use.

4.2 Bluetooth Pairing

1. Ensure the speaker is charged.
2. Turn on the speaker using the power switch. The indicator light will flash, indicating it's in pairing mode.
3. On your smartphone or tablet, navigate to the Bluetooth settings.

4. Search for available devices. You should see "Muzen Button" in the list.
5. Select "Muzen Button" to connect. The indicator light will become solid when successfully paired.
6. The speaker will automatically reconnect to the last paired device when powered on, if the device is within range (up to 33 feet).



Image 4: Demonstrating Bluetooth connection between the speaker and a mobile device.

5. OPERATING THE SPEAKER

5.1 Power On/Off

- To power on, slide the power switch to the "ON" position.
- To power off, slide the power switch to the "OFF" position.

5.2 Volume Control

- Rotate the large rotary knob clockwise to increase volume.

- Rotate the large rotary knob counter-clockwise to decrease volume.

5.3 Track Control

- Move the lever switch forward to skip to the next track.
- Move the lever switch backward to go to the previous track.



Image 5: The compact size of the speaker, designed for easy one-hand control.

6. MAINTENANCE

6.1 Cleaning

- Wipe the speaker with a soft, dry cloth.
- Do not use abrasive cleaners, alcohol, or chemical solvents, as these may damage the surface.

6.2 Storage

- Store the speaker in a cool, dry place away from direct sunlight and extreme temperatures.
- If storing for an extended period, charge the battery periodically to maintain its lifespan.

6.3 Water Resistance

The Muzen Mini Bluetooth Speaker MW-2AI is water resistant. However, it is **not waterproof**. Avoid submerging the speaker in water or exposing it to heavy rain.

7. TROUBLESHOOTING

Problem	Possible Cause	Solution
No power	Battery is depleted.	Charge the speaker for at least 3 hours.
Cannot pair via Bluetooth	Bluetooth is off on your device; speaker is out of range; speaker is already paired to another device.	<ul style="list-style-type: none">• Ensure Bluetooth is enabled on your device.• Move your device closer to the speaker (within 33 feet).• Disconnect the speaker from any other paired devices.• Restart both the speaker and your Bluetooth device.
No sound or low volume	Volume is too low on speaker or connected device; speaker is not properly connected.	<ul style="list-style-type: none">• Increase the volume using the rotary knob on the speaker and on your connected device.• Ensure the speaker is successfully paired and connected to your device.
Poor sound quality	Interference; speaker is out of range.	<ul style="list-style-type: none">• Move the speaker closer to your device.• Avoid obstacles between the speaker and your device.• Ensure no other devices are causing Bluetooth interference.

8. SPECIFICATIONS

Feature	Detail
Model Name	MW-2AI (also known as MW-P1I)
Brand	Muzen
Material	Metal (Zinc-Aluminum Alloy)
Color	Pink
Speaker Type	Portable, Wireless Bluetooth
Connectivity Technology	Bluetooth 4.2

Feature	Detail
Bluetooth Range	Up to 33 feet (10 meters)
Speaker Maximum Output Power	3 Watts
Signal-to-Noise Ratio (SNR)	70 dB
Audio Output Mode	Stereo
Power Source	Battery Powered (1 A battery included)
Charging Time	Approximately 3 hours
Playback Time	Up to 7+ hours
Control Method	Touch (referring to physical controls like knob/lever)
Item Weight	0.36 Kilograms (approx. 12.7 ounces)
Water Resistance Level	Water Resistant (Not Waterproof)
Mounting Type	Lanyard Mount

Note: Specifications are subject to change without prior notice.

9. WARRANTY AND SUPPORT

9.1 Limited Warranty


The Muzen Mini Bluetooth Speaker MW-2AI comes with a limited warranty. Please refer to the warranty card included in your package or visit the official Muzen website for detailed terms and conditions. This warranty covers manufacturing defects under normal use.

9.2 Customer Support

For technical assistance, troubleshooting, or warranty claims, please contact Muzen customer support through their official website or the contact information provided in your product packaging.


[Visit the Muzen Store on Amazon](#)





[FCC Test Report: MUZEN OTR Wood Portable FM Radio & Bluetooth Speaker \(Model MW-21\)](#)

This FCC Test Report details the compliance testing of the MUZEN OTR wood portable FM radio & Bluetooth speaker, model MW-21, conducted by Shenzhen LCS Compliance Testing Laboratory Ltd. The report covers tests performed according to FCC Part 15 Subpart C standards, confirming the device's radio frequency compliance.




[MUZEN MW-21 OTR Wood Portable FM Radio & Bluetooth Speaker User Manual](#)

User manual for the MUZEN MW-21 OTR Wood portable FM radio and Bluetooth speaker, covering product features, usage instructions, technical parameters, and safety information.




[MUZEN Speed X TWS Bluetooth Earbuds User Manual](#)

User manual for MUZEN Speed X TWS Bluetooth Earbuds, detailing setup, operation, features, specifications, and safety guidelines.




[MUZEN Wild Mini 3.0 Portable Bluetooth Speaker User Manual](#)

Comprehensive user manual for the MUZEN Wild Mini 3.0 outdoor portable Bluetooth speaker, covering features, operation, troubleshooting, and specifications.




[MUZEN Pocket Angel Portable Bluetooth Speaker User Manual](#)

User manual for the MUZEN Pocket Angel Portable Bluetooth Speaker, detailing its features, hardware specifications, operating instructions, safety precautions, and warranty information.



[SEVERIN Mikrowelle mit Grillfunktion - Bedienungsanleitung](#)

Umfassende Bedienungsanleitung für die SEVERIN Mikrowelle mit Grillfunktion, Modellreihen MW 7892, MW 7893, MW 7894, MW 7898. Erfahren Sie mehr über Sicherheit, Bedienung und Funktionen wie Auftauen, Erwärmen und Grillen.




[\[pdf\]](#) User Manual Diagram

0617 OTR EN User manual Shenzhen Airmart Technology Co Ltd 2A metal portable FM radio

Bluetooth speaker 2ALXL 2ALXL2A 2a

Product Diagram Picture 1 Panel 1 Frequency Modulation FM 2 Frequency Scale 4 Volume Adjustmen ... ows. Note: Keep away from interference source, be closer to the window when using indoor. Only for **MW-2AI** 3. Each functional switch should be set on the right place when I use the radio, and be awar...

lang:en **score:26** filesize: 528.33 K page_count: 1 document date: 2017-06-17



[\[pdf\]](#) Test Report

FCC PART 15 news Test Report BT LE Shenzhen Airmart Technology Co Ltd 2A OTR metal

portable FM radio Bluetooth speaker 2ALXL 2ALXL2A 2a

SHENZHEN LCS COMPLIANCE TESTING LABORATORY LTD. FCC ID: 2ALXL-2A Report No.: LCS1702100393E FCC TEST REPORT For Shenzhen Airmart Technology Co., Ltd. OTR metal portable FM radio Bluetooth speaker Model No.: **MW-2AI** Additional Model No.: Please refer to page 6 Prepared for Address : Shenzhen A...

lang:en **score:12** filesize: 1.64 M page_count: 41 document date: 2017-08-13




[\[pdf\]](#)

MW 2AI Type C Line 7 Multilingual OTR Metal LINE FRIENDS Cute FM Radio Bluetooth Speaker

MUZEN Audio v 1690868339 cdn shopifycdn net s files 1 0026 6610 2844 |||

Charging status Produktzeichnung Email: info muzenaudio.com Fabricante: Shenzhen Airmart Technology Co., Ltd. Morada: Unit 616,Ant s Union Start-up Accelerator,No.9 Keji Road,Science and Technology Park,Nanshan District,Shenzhen,China ...

lang:en **score:12** filesize: 16.93 M page_count: 49 document date: 2022-09-21



[\[pdf\]](#) Test Report

Shenzhen Sunspring Electronics Co Ltd Keyboard OJWCG107C Violet Wang AUDIX Test Report BT

Classics Airmart Technology 2A OTR metal portable FM radio Bluetooth speaker 2ALXL 2ALXL2A 2a

SHENZHEN LCS COMPLIANCE TESTING LABORATORY LTD. FCC ID: 2ALXL-2A Report No.: LCS1702100392E FCC TEST REPORT FOR Shenzhen Airmart Technology Co., Ltd. OTR metal portable FM radio Bluetooth speaker Model No.: **MW-2AI** Additional Model No.: Please refer to page 6 Prepared for Address : Shenzhen A...

lang:en **score:12** filesize: 4.59 M page_count: 57 document date: 2017-08-14