



[Manuals.plus](#) /

› [HUION](#) /

› HUION KAMVAS Pro 16 Drawing Tablet User Manual

HUION Kamvas Pro 16

HUION KAMVAS Pro 16 Drawing Tablet User Manual

Model: Kamvas Pro 16 (GT-156-US-Stand)

INTRODUCTION

This manual provides detailed instructions for setting up, operating, and maintaining your HUION KAMVAS Pro 16 Drawing Tablet. Please read this guide thoroughly to ensure proper use and to maximize your creative experience.

PACKAGE CONTENTS

Verify that all items listed below are included in your package:

- HUION KAMVAS Pro 16 Pen Display
- Digital Pen PW507
- 3-in-1 Cable
- Power Adapter
- Foldable Stand ST200
- Pen Holder PH05 (with 10 replacement nibs inside)
- Nib Clip
- Glove
- Cleaning Cloth
- Quick Start Guide



Pen Display

Stylus Pen PW507

Pen Holder



Replacement Nibs



Pen Nib Clip



Power Adapter



3-in-1 Cable



Quick Start Guide



Cleaning Cloth



Adjustable Stand



Glove

Image: A visual representation of all items included in the HUION KAMVAS Pro 16 package, neatly arranged on a surface. This includes the pen display, stylus, various cables, stand, pen holder, nibs, glove, and cleaning cloth.

SETUP GUIDE

1. Connecting the Pen Display

The KAMVAS Pro 16 connects to your computer using the provided 3-in-1 USB-C cable. This cable handles power, video (HDMI signal), and data transfer.

1. Connect the USB-C end of the 3-in-1 cable to the USB-C port on the side of the Kamvas Pro 16.
2. Connect the HDMI and USB-A ends of the 3-in-1 cable to the corresponding ports on your computer.
3. Connect the power adapter to the power port on the 3-in-1 cable and then plug it into a power outlet.

Equipped with 3-in-1 Cable

With a reversible type-C interface, you can plug in the connector from any orientation. This feature complement with press key layout support left-hand mode.



Image: An illustration showing the HUION KAMVAS Pro 16 connected to a laptop using the 3-in-1 USB-C cable. The cable branches into HDMI, USB-A, and a power adapter, demonstrating the connection points on both the tablet and the computer.

Your browser does not support the video tag.

Video: This video demonstrates the connection process for the Huion Pen display, showing how to properly connect the cables to the tablet and computer for initial setup.

2. Driver Installation

For the pen display to function correctly, you must install the latest drivers from the official HUION website.

1. Visit the official HUION website: www.huion.com
2. Navigate to the "Support" section and then click "Download".
3. Select "Kamvas Pro 16" as your product model, choose your operating system (Windows, macOS, or Linux), and select "Driver" as the category.
4. Download the latest driver and follow the on-screen instructions to complete the installation.
5. Restart your computer after installation if prompted.

3. Adjustable Stand Setup

The included ST200 foldable stand allows you to adjust the viewing angle of your Kamvas Pro 16 for comfortable use. Adjust

the stand to your preferred angle between 20 and 60 degrees to reduce strain on your neck, shoulders, and back.

Adjustable Foldable Desk Stand



Image: A user demonstrating the adjustable foldable desk stand (ST200) for the HUION KAMVAS Pro 16, showing different angles at which the tablet can be positioned for ergonomic comfort during use.

OPERATING INSTRUCTIONS

1. Pen Features and Customization

The Digital Pen PW507 is battery-free and offers 8192 levels of pressure sensitivity with 60° tilt recognition, providing a natural drawing experience.

- **Pressure Sensitivity:** The pen detects 8192 levels of pressure, allowing for varied line thickness and opacity based on how hard you press.
- **Tilt Recognition:** Supports 60° tilt, enabling brush strokes to mimic traditional art tools.
- **Programmable Buttons:** The pen features two side buttons that can be customized to perform various functions (e.g., right-click, eraser, undo) within the driver software.

Battery-free Stylus



±60° Tilt
Recognition



8192 Levels of
Pressure



Battery Free
Pen



266PPS
Report Rate



Pen Holder
10x Replacement Nibs

Virtually No Lag

±60° Tilt




Image: A detailed view of the battery-free Digital Pen PW507, highlighting its features such as ±60° tilt recognition, 8192 levels of pressure, 266PPS report rate, and virtually no lag. The image also shows the pen holder with replacement nibs.

2. Express Keys and Touch Bar

The Kamvas Pro 16 is equipped with 6 customizable express keys and a touch bar to streamline your workflow.

- **Express Keys:** Assign frequently used shortcuts (e.g., zoom in/out, brush size adjustment, undo/redo) to these keys via the HUION driver software.
- **Touch Bar:** The touch bar can be configured for functions like zooming, scrolling, or adjusting brush size, offering quick and intuitive control.




Image: A close-up of the HUION KAMVAS Pro 16 showing the 6 customizable express keys and the touch bar on the side. Labels indicate their functions and the OSD function key.


3. Display Features

The 15.6-inch full-laminated screen with anti-glare glass provides outstanding visuals and a comfortable drawing surface.

- **Anti-Glare Glass:** Reduces reflections and glare, improving visibility in various lighting conditions.
- **Full Lamination:** Minimizes parallax between the pen tip and the cursor, making the drawing experience more precise and natural.
- **Color Gamut:** Features 120% sRGB (92% AdobeRGB) color gamut volume and 1000:1 contrast ratio for vibrant and accurate colors.

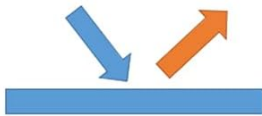


VS



Normal glass causes serious reflection

Anti-glare Glass



Anti-Glare Glass:

Lower the influence of surrounding light, and improve the visible range and light level of the monitor.



Full-laminated Technology



More Sensitive



Higher Transparency

Image: A visual comparison demonstrating the effect of anti-glare glass on the HUION KAMVAS Pro 16, showing how it reduces reflections compared to normal glass. Icons also highlight full-laminated technology, more sensitive pen, and higher transparency.

Wide-Gamut Colors



120% sRGB
Gamut



16.7 Millions
Display Color



5080 LPI Pen
Resolution



178° Viewing
Angle



Image: The HUION KAMVAS Pro 16 display showcasing its wide gamut colors with a vibrant image. Icons indicate 120% sRGB Gamut, 16.7 Million Display Colors, 5080 LPI Pen Resolution, and 178° Viewing Angle.

Your browser does not support the video tag.

Video: This video provides an introduction to the anti-glare glass feature of the Huion Kamvas Pro 16, demonstrating its benefits in reducing reflections and improving visual clarity.

4. Compatibility

The Kamvas Pro 16 is compatible with a wide range of operating systems and creative software:

- **Operating Systems:** Windows 7 or later, macOS 10.12 or later, and Linux (Ubuntu).
- **Software:** Compatible with major creative software such as Adobe Photoshop, Clip Studio Paint, SAI, Lightroom, and more.

MAINTENANCE

- **Cleaning:** Use the provided cleaning cloth to gently wipe the screen and body of the tablet. Avoid using harsh chemicals or abrasive materials.
- **Pen Nibs:** Replace pen nibs when they show signs of wear to maintain optimal drawing performance. Use the nib clip to easily remove and insert new nibs from the pen holder.

- **Storage:** When not in use, store the tablet in a safe place to prevent scratches or damage.

TROUBLESHOOTING

- **No Display/Signal:** Ensure all cables (HDMI, USB, Power) are securely connected. Check your computer's display settings to ensure the tablet is detected and configured correctly.
- **Pen Not Working:** Verify that the driver is correctly installed and updated. Check the pen's settings in the HUION driver software. Ensure the pen nib is properly inserted.
- **Driver Issues:** If experiencing driver-related problems, uninstall the current driver, restart your computer, and then install the latest driver from the official HUION website.
- **Calibration Issues:** Recalibrate the screen and pen in the HUION driver software if the cursor does not align with the pen tip.

TECHNICAL SPECIFICATIONS

Feature	Detail
Brand	HUION
Model Name	Kamvas Pro 16
Screen Size	15.6 inches
Native Resolution	1920x1080
Display Type	LCD
Pressure Sensitivity	8192 Levels
Tilt Recognition	60° Tilt Support
Connectivity Technology	USB (3-in-1 Cable)
Operating System Compatibility	Windows 7+, macOS 10.12+, Linux (Ubuntu)
Special Features	Anti-Glare Glass, Full Lamination, Programmable Press Keys
Item Weight	3 Pounds
Item Dimensions (L x W)	9.88"L x 17.24"W
Active Surface Area	344.16 x 193.59 mm



Image: A top-down view of the HUION KAMVAS Pro 16 with its length (17.24") and width (9.88") clearly labeled, providing a visual reference for its physical dimensions.

WARRANTY AND SUPPORT

For warranty information, technical support, or to access additional resources, please visit the official HUION website or contact customer service.

- **Official Website:** www.huion.com
- **Support Page:** Find FAQs, troubleshooting guides, and contact information on the support section of the website.