

OttLite G9751C-FFP

OttLite LED Space Saving Magnifier Desk Lamp User Manual

Model: G9751C-FFP

1. PRODUCT OVERVIEW

The OttLite LED Space Saving Magnifier Desk Lamp is a versatile lighting and magnification tool designed for detailed tasks such as crafting, needlework, reading, and other hobbies. It features optical-grade magnification combined with bright, natural daylight LEDs to reduce glare and eyestrain, providing clear and accurate color rendition.



Figure 1: OttLite LED Space Saving Magnifier Desk Lamp (Gray model).

Key Features:

- **Integrated Magnifier:** A 3-inch, 1.75x optical-grade 360-degree magnifier with a 4x spot viewer for intricate details.
- **Natural Daylight LEDs:** Super bright LEDs rated to last up to 40,000 hours, providing illumination that shows colors

accurately and reduces glare.

- **Adjustable Design:** Articulating arm and pivoting head with 4 points of adjustment for precise positioning.
- **Compact Storage:** Designed to fold easily for convenient storage and portability.
- **Adjustable Height:** Lamp height can be adjusted from 8.75 inches to 14.75 inches.

2. SETUP INSTRUCTIONS

Follow these steps to set up your OttLite LED Space Saving Magnifier Desk Lamp:

1. **Unpack the Lamp:** Carefully remove all components from the packaging. Ensure all parts are present and undamaged.
2. **Position the Base:** Place the lamp base (6 x 7 7/8-inch) on a stable, flat surface where you intend to use the lamp.
3. **Extend the Arm:** Gently extend the articulating arm to your desired position. The lamp features 4 points of adjustment for flexibility.
4. **Connect Power:** Plug the power cord into a standard 120V electrical outlet.



Figure 2: The lamp's articulating arm allows for multiple adjustable positions, including compact storage.

3. OPERATING INSTRUCTIONS

Operating your OttLite Magnifier Desk Lamp is straightforward:

1. **Power On/Off:** Locate the push button switch, typically on the lamp head or base. Press once to turn the lamp on, and press again to turn it off.
2. **Using the Magnifier:**
 - To access the magnifier, lift the flip cover located on the lamp head.
 - Position the lamp head directly over the object you wish to magnify.

- Utilize the 3-inch, 1.75x optical-grade magnifier for general magnification, and the integrated 4x spot viewer for even finer details.

3. Adjusting the Lamp:

- The articulating arm and pivoting head allow for 4 points of adjustment. Gently move the lamp arm and head to direct the light and magnifier precisely where needed.
- The lamp's height can be adjusted between 8.75 inches and 14.75 inches from the base.



Figure 3: The optical-grade magnifier provides clear visibility for detailed tasks.

4. MAINTENANCE

Proper maintenance ensures the longevity and optimal performance of your OttLite lamp:

- **Cleaning:** To clean the lamp, ensure it is unplugged. Use a soft, dry cloth to wipe down the exterior surfaces. For the magnifier lens, use a soft, lint-free cloth specifically designed for optical surfaces. Avoid abrasive cleaners or solvents.
- **Storage:** When not in use, close the flip cover over the magnifier lens to protect it from dust and scratches. The lamp is designed to fold compactly for easy storage, making it ideal for travel or small workspaces.
- **LED Lifespan:** The integrated LEDs are rated for up to 40,000 hours of use and are not user-replaceable.

5. TROUBLESHOOTING

If you encounter issues with your OttLite LED Space Saving Magnifier Desk Lamp, refer to the following common problems and solutions:

Problem	Possible Cause	Solution
Lamp does not turn on.	Not plugged in, power outlet issue, or switch malfunction.	Ensure the lamp is securely plugged into a working electrical outlet. Test the outlet with another device. Press the power button firmly.
Magnification is blurry or distorted.	Lens is dirty or lamp is not positioned correctly.	Clean the magnifier lens with a soft, lint-free cloth. Adjust the lamp's height and angle to find the optimal focal point for clear magnification.
Light output seems dim.	Normal LED aging (unlikely for new product) or external lighting conditions.	Ensure the lamp is the primary light source for your task. The LEDs have a long lifespan, but if dimness persists, contact customer support.

If troubleshooting steps do not resolve the issue, please contact OttLite customer support for further assistance.

6. PRODUCT SPECIFICATIONS





Feature	Detail
Brand	OttLite
Model Number	G9751C-FFP
Color	Gray
Item Weight	2.53 Pounds
Product Dimensions	12"L x 6"W x 8.75"-14.75"H (Adjustable)
Lens Material	Plastic
Magnification Strength	1.75x (3 Diopters) with 4x spot viewer
Type of Bulb	LED
Luminous Flux	364 Lumen
Wattage	4 watts
Color Temperature	5000 Kelvin (Natural Daylight)
Power Source	Corded Electric
UPC	761712011240

7. WARRANTY AND SUPPORT

This OttLite product is manufactured by OttLite Technologies. For warranty information, technical support, or any inquiries regarding your product, please contact OttLite customer service directly.

You can also visit the official OttLite store for additional resources and product information:

Related Documents

	<p>OttLite LED Desk Lamp with Color Changing Tunnel - User Manual</p> <p>Comprehensive instructions and safety guidelines for the OttLite LED Desk Lamp with Color Changing Tunnel (models CY4G59-FFP, CY4009-FFP). Learn how to operate the lamp's touch controls, adjust brightness and color modes, use the color-changing tunnel, and understand important safety precautions.</p>
	<p>OttLite Soft Touch Flex LED Lamp User Manual and Safety Information</p> <p>Comprehensive guide for the OttLite Soft Touch Flex LED Lamp, including assembly, operation, safety warnings, and FCC compliance information. Covers models D59PNC, D5900C, D5980C, D5900B, D59PNB, D59CPC, D5900B-FFP, D59PNB-FFP.</p>
	<p>OttLite Ultimate LED 3-in-1 Creative Station with Magnifier: Assembly & Operation Guide</p> <p>Comprehensive guide for the OttLite Ultimate LED 3-in-1 Creative Station with Magnifier (CSY53CPC). Learn how to assemble, operate, and safely use this versatile craft lamp with magnifier.</p>
	<p>Ottlite B1FSA & B1FSB LED Desk Lamps - Product Overview and Specifications</p> <p>Detailed overview of the Ottlite B1FSA (black) and B1FSB (white) LED desk lamps, including features, power adapter specifications, and safety information.</p>