

SLuB P80X

SLuB P80X Bluetooth Wireless Gaming Headphones User Manual

Model: P80X | Brand: SLuB

INTRODUCTION

This manual provides detailed instructions for the SLuB P80X Bluetooth Wireless Gaming Headphones. Please read this manual thoroughly before using the product to ensure proper operation and to maximize your user experience. Keep this manual for future reference.



Image: SLuB P80X Bluetooth Wireless Gaming Headphones, black with RGB lighting on earcups and a detachable microphone.

PRODUCT OVERVIEW

The SLuB P80X is a versatile over-ear gaming headset designed for immersive audio experiences. It features dual 40mm dynamic EQ drivers for 3D stereo surround sound and extra bass. Connectivity options include 2.4GHz wireless for ultra-low latency gaming (less than 38ms) and Bluetooth 5.0 for mobile devices. A detachable noise-cancelling microphone with a one-click mute function is included for clear communication. The headphones are foldable for portability and offer up to 30 hours of playtime on a single charge.

Key Features:

- **Audio:** Dual 40mm dynamic EQ drivers, 3D stereo surround sound, extra bass.
- **Wireless Connectivity:** 2.4GHz wireless (38ms latency, 15m range) and Bluetooth 5.0.
- **Microphone:** Detachable noise-reduction boom mic with one-click mute.
- **Battery:** 1000mAh rechargeable battery, up to 30 hours playtime, 1-2 hours charging time.
- **Design:** Foldable headband, skin-friendly memory foam earcups, lightweight construction.
- **Wired Option:** 3.5mm AUX port for wired connection (e.g., Xbox series, when battery is low).
- **Lighting:** Gradient colorful breathing LED lights (wireless mode only).

PACKAGE CONTENTS

Please verify that all items are present in your package:

- SLuB P80X Wireless Gaming Headphones
- Detachable Noise-Cancelling Microphone
- 2.4GHz Wireless USB Dongle (for PC/PS/Switch)
- 3.5mm Audio Cable
- USB Charging Cable
- User Manual (this document)

SETUP

1. Charging the Headphones

1. Connect the USB charging cable to the charging port on the headphones.
2. Connect the other end of the USB cable to a compatible USB power source (e.g., computer USB port, USB wall adapter).
3. The LED indicator on the headphones will show charging status. A full charge typically takes 1-2 hours.
4. Once fully charged, disconnect the charging cable.

Note: It is recommended to fully charge the headphones before first use.

2. Attaching the Microphone

The SLuB P80X features a detachable boom microphone.

1. Locate the microphone port on the left earcup.
2. Insert the detachable microphone plug firmly into the port until it clicks into place. Ensure it is fully inserted for proper functionality.
3. The microphone is flexible and can be adjusted to your preferred position.



GO OUT AT NIGHT

WATCH A MOVIE LATER

Notes:hd calls available without plug-in

PLUGGABLE MICROPHONE

Image: A user attaching the flexible, detachable microphone to the left earcup of the SLuB P80X headphones.

AMAZING LONG-LASTING BATTERY LIFE FOR YOUR CONTINUOUS ENTERTAINMENT



27^h
Entertainment

54^h
Music

54^h
Calling

Image: Close-up of the SLuB P80X headphones showing the detachable microphone and its flexible design, highlighting noise reduction capabilities.

OPERATING INSTRUCTIONS

Power On/Off

- To power on, press and hold the Power button until the LED indicator lights up.
- To power off, press and hold the Power button until the LED indicator turns off.

Connectivity Modes

1. 2.4GHz Wireless Mode (for PC, PS5, PS4, Switch)

1. Plug the 2.4GHz USB dongle into an available USB port on your device (PC, PS5, PS4, Switch).
2. Power on the SLuB P80X headphones. They should automatically connect to the dongle.

3. Ensure the headphones are selected as the audio output and input device in your system settings.
4. The gradient LED lights will illuminate when connected wirelessly.

Note: For optimal performance and ultra-low latency during gaming, use the 2.4GHz wireless connection.

2. Bluetooth 5.0 Mode (for Android, iOS, WP Cellphones)

1. Power on the SLuB P80X headphones.
2. Activate Bluetooth on your mobile device.
3. Search for "SLuB P80X" (or similar name) in the list of available Bluetooth devices and select it to pair.
4. Once paired, the headphones will indicate a successful connection.

Note: The mute button on the long pole mic is primarily designed for mobile phone use. For muting on PC/laptop/Macbook, use the software's mute function.

3. Wired Mode (for Xbox, PC, Laptop, when battery is low)

1. Connect one end of the 3.5mm audio cable to the AUX port on the headphones.
2. Connect the other end to the 3.5mm audio jack on your device (e.g., Xbox controller, PC, laptop).
3. In wired mode, the headphones do not require power, and the LED lights will not illuminate.
4. For desktop computers, an audio adapter cable (often included with the product) may be required to separate microphone and headphone jacks.

Wireless/wired play Just as you like



Image: Close-up of the SLuB P80X headphones highlighting the 3.5mm AUX port for optional wired connection, labeled "P80S".

Controls

The headphones feature intuitive controls on the earcups:

- **Volume Control:** Use the volume up/down buttons to adjust audio levels.
- **Microphone Mute:** Press the mute button on the detachable microphone to mute/unmute your voice.
- **LED Light Control:** Press and hold both "Volume +" and "Volume -" buttons simultaneously to turn the gradient LED lights on/off.
- **Language Switching:** In pairing mode, double-click the "Volume +" button to switch language prompts.

GRADIENT COLORFUL BREATHING LIGHT

Cool gradient lighting effect and colorful breathing light have a sense of technology adding to the game atmosphere.



Press and hold both the "volume +" and "volume -" at the same time to turn the light on / off.



Image: SLuB P80X headphones showcasing the gradient colorful breathing LED lights on the earcups, with instructions for turning them on/off.

Wearing the Headphones

The SLuB P80X headphones are designed for comfort during extended use.

- Adjust the headband to fit comfortably over your head.
- Ensure the skin-friendly memory foam earcups fully cover your ears for optimal sound isolation and comfort.

NOISE REDUCTION MICROPHONE ABSORB SOUND ACCURATELY



Detachable microphone



Flexible



Image: Diagram illustrating the ergonomic design of the SLuB P80X headphones, emphasizing comfortable fit and skin-friendly memory cotton earcups for long-wearing painlessness.

MAINTENANCE

- **Cleaning:** Use a soft, dry cloth to clean the headphones. Do not use abrasive cleaners or solvents.
- **Storage:** When not in use, store the headphones in a cool, dry place. The foldable design allows for compact storage.
- **Battery Care:** To prolong battery life, avoid fully discharging the headphones frequently. Charge them regularly, even if not in constant use.
- **Water Resistance:** These headphones are not water resistant. Avoid exposure to liquids.

TROUBLESHOOTING

Problem	Possible Cause	Solution
No sound/audio	Headphones not powered on; not paired/connected; volume too low; incorrect audio output selected.	Ensure headphones are on and charged. Re-pair Bluetooth or re-insert 2.4GHz dongle. Check device volume and audio output settings.
Microphone not working	Microphone not fully inserted; mic muted; incorrect audio input selected; software mute active.	Ensure detachable mic is fully inserted. Check mic mute button. Verify correct audio input in device settings. Disable software mute if applicable.
Connection issues (2.4GHz)	Out of range; interference; dongle not properly connected.	Move closer to the dongle (within 15m). Avoid strong electromagnetic interference. Re-plug the USB dongle.
Bluetooth pairing failure	Headphones not in pairing mode; device Bluetooth off; too many paired devices.	Ensure headphones are in pairing mode. Turn device Bluetooth off and on. Remove old Bluetooth connections from your device.
LED lights not working	Lights turned off; wired mode active.	Press and hold "Volume +" and "Volume -" simultaneously to toggle lights. Lights only work in wireless mode.

SPECIFICATIONS

Feature	Detail
Model Name	P80X
Brand	SLuB
Connectivity Technology	Wireless (2.4GHz, Bluetooth 5.0), Wired (3.5mm Jack)
Audio Driver Type	Dynamic Driver (Dual 40mm)
Audio Latency (2.4GHz)	38 Milliseconds
Bluetooth Version	5.0
Bluetooth Range	10 Meters
Wireless Range (2.4GHz)	Up to 15 Meters (50ft)
Battery Capacity	1000 mAh
Playtime	Up to 30 hours

Feature	Detail
Charging Time	1-2 hours
Microphone	Detachable, Noise-Reduction
Noise Control	Active Noise Cancellation
Form Factor	Over Ear
Material	Plastic
Item Weight	1.34 pounds
Package Dimensions	7.44 x 7.13 x 3.7 inches
UPC	789659606732

WARRANTY AND SUPPORT

Specific warranty information is not provided in the product details. Please refer to the product packaging or the official SLuB website for warranty terms and conditions.

For technical support or customer service inquiries, please contact SLuB customer support through their official channels.

IMPORTANT NOTES

- **Language Switching:** In pairing mode, double click the "Volume +" button for switching language prompts.
- **Microphone Functionality:** When using a detachable rod microphone, please fully insert the plug into the hole. Otherwise, the microphone and Bluetooth functions will be unavailable.
- **Desktop/Laptop Connection:** When connecting to a desktop computer or laptop, if an audio adapter cable/audio cable is not used, the microphone cannot be used. Please use the audio adapter cable/audio cable that comes with the product (desktop: audio adapter cable, laptop: audio cable).
- **Mute Function:** The mute button on the mic can only be used for mobile phones. For muting on a laptop/PC/Macbook and other calling software, please use the software's mute function.
- **LED Light:** The gradient color LED light only lights up when connected wirelessly, and does not light up when connected through a wired connection.
- **Compatibility:** Not compatible with some game consoles. If you want to work with PS4 wirelessly, you will need an adapter (not included).





PRODUCT VIDEO OVERVIEW

Your browser does not support the video tag.

Video: An official product video from SLuB showcasing the features and functionality of the Bluetooth Gaming Wireless Headphones, including design, key features, and compatibility.

© 2023 SLuB. All rights reserved.

Related Documents - P80X

	<p>T20 Fan Specifications and Features - SLUB</p> <p>Comprehensive technical specifications and features for the SLUB T20 Fan, detailing airflow, wind speed, power consumption, noise levels, weight, and cord length. Includes information originally presented in Japanese, German, and Chinese.</p>
	<p>J33 12000mAh Power Bank User Manual</p> <p>User manual for the J33 12000mAh Power Bank, detailing its features, product parameters, charging instructions, and important attention points.</p>
	<p>Blackout Bliss Curtains: Simple, Stylish, and Effective Light Blocking</p> <p>Discover Blackout Bliss curtains, featuring a simple solid color design, polyester fabric, 100% blackout opacity, and easy installation with metal grommets. Includes two window panels and is machine washable for easy care.</p>
	<p>Phulkari MEERAS Winter'25 Unstitched Collection Timeless Heritage Fashion</p> <p>Explore the Phulkari MEERAS Winter'25 Unstitched Collection, inspired by Mughal artistry and timeless heritage. Discover elegant modal digital prints and bamboo slub shawls in rich winter hues.</p>