

Naim Mu-So 2nd Generation

Naim Mu-so 2nd Generation Wireless Speaker Instruction Manual

Model: Mu-So 2nd Generation | Brand: Naim

INTRODUCTION

The Naim Mu-so 2nd Generation is a premium wireless speaker system designed for exceptional audio performance and versatile connectivity. This manual provides comprehensive instructions for setting up, operating, and maintaining your Mu-so 2nd Generation speaker to ensure optimal performance and longevity.



The Naim Mu-so 2nd Generation Wireless Speaker features a sleek, brushed aluminum top surface and a fabric grille. The prominent circular control dial on the top provides intuitive access to various functions.

WHAT'S IN THE BOX

Please ensure all the following items are present in your package:

- Naim Mu-so 2nd Generation Wireless Speaker
- Power Cable
- Remote Control
- Quick Start Guide



The included remote control provides convenient access to playback, volume, and input selection from a distance.

SETUP

Initial Placement

Place your Naim Mu-so 2nd Generation speaker on a stable, flat surface. For optimal sound dispersion, ensure there is adequate space around the unit. The speaker is designed to be set up in a permanent spot due to its robust construction and weight.



The speaker seamlessly integrates into a modern living room environment, showcasing its elegant design and compact form factor.

Power Connection

Connect the supplied power cable to the power input on the rear of the speaker and then to a wall outlet. The unit will power on automatically.

Network Connection (Wi-Fi)


1. Download the Naim App from your device's app store (iOS or Android).
2. Open the Naim App and follow the on-screen instructions to connect your Mu-so 2nd Generation to your Wi-Fi network.
3. Ensure your mobile device is connected to the same Wi-Fi network you intend to use for the speaker.

Wired Connections

The Mu-so 2nd Generation offers various wired input options on its rear panel:

- **HDMI ARC:** For connecting to a television to enhance TV audio.

- **Optical:** For digital audio sources like CD players or game consoles.
- **3.5mm Analog:** For connecting devices with an analog audio output.
- **USB 2.0:** For playing audio from USB storage devices.




The rear panel of the speaker reveals various connectivity options, including HDMI ARC, optical, and USB ports, designed for easy cable management.

OPERATING THE SPEAKER

Touch Control Dial

The illuminated touch control dial on the top of the speaker provides direct control over playback and settings. Rotate the outer ring to adjust volume. Tap the central play/pause button for playback control. Other icons around the ring allow for source selection and preset recall.



A detailed view of the illuminated touch control dial, which serves as the primary interface for playback, volume, and preset selection.

Remote Control

Use the included remote control for convenient operation from a distance. Buttons are provided for power, volume, track skipping, play/pause, and input selection.

Naim App Control

The Naim App offers comprehensive control over your Mu-so 2nd Generation. You can select audio sources, manage multi-room audio, adjust settings, and access various streaming services like Spotify Connect, TIDAL, and Internet Radio.

Wireless Connectivity

- **Bluetooth:** Pair your Bluetooth-enabled devices for wireless audio streaming.
- **Apple AirPlay 2:** Stream audio directly from Apple devices and integrate into a multi-room AirPlay 2 system.
- **Chromecast built-in:** Cast audio from compatible apps and devices.
- **UPnP™:** Stream music from network-attached storage (NAS) devices.
- **Roon Ready:** Integrate with your Roon music management system.

AUDIO QUALITY

The Naim Mu-so 2nd Generation features a Stereo 3-way; DSP-optimised vented box acoustic system, delivering a powerful and refined audio experience. It offers deep, controlled bass and clear, detailed mid and high frequencies. With a total output power of 450 Watts, the speaker is capable of producing extremely loud volumes with minimal distortion.



This image displays the internal speaker drivers of the Naim Mu-so 2nd Generation, including its woofers and tweeters, part of its stereo 3-way acoustic system.

SPECIFICATIONS

Feature	Detail
Model Name	Naim Mu-so 2nd Generation Wireless Speaker
Speaker Type	Multi Room
Compatible Devices	Smartphone, Tablet, Laptop
Controller Type	App Control, Touchpad
Surround Sound Channel Configuration	3.0
Color	Black
Item Weight	11.2 Kilograms (24.6 pounds)
Is Waterproof	FALSE
Maximum Range (Bluetooth)	328 Feet
Power Source	Corded Electric
Woofer Diameter	6 Inches
Tweeter Diameter	2.54 Centimeters
Number of USB 2 Ports	1
Product Dimensions	10.4 x 24.7 x 4.8 inches
Speaker Maximum Output Power	450 Watts
Connectivity Technology	Bluetooth, HDMI
Audio Output Mode	Stereo

TROUBLESHOOTING

App Connectivity Issues

If you experience difficulty connecting the speaker via the Naim App, try the following steps:

- Ensure your mobile device and the Mu-so 2nd Generation are on the same Wi-Fi network.
- Restart the Naim App.
- Restart the Mu-so 2nd Generation speaker by unplugging it from the power source for 30 seconds and then plugging it back in.
- Check for any available firmware updates for the speaker via the Naim App.
- If issues persist, try resetting the app settings or reinstalling the app.

No Sound Output

- Verify the volume level on both the speaker and your source device.
- Ensure the correct input source is selected on the speaker (via the app, touch dial, or remote).
- Check all cable connections for wired sources.
- For wireless connections, ensure the device is properly paired and within range.

Distorted Audio

- Reduce the volume level on both the speaker and the source device.
- Ensure the audio source quality is high.
- Check for any physical obstructions around the speaker.

MAINTENANCE

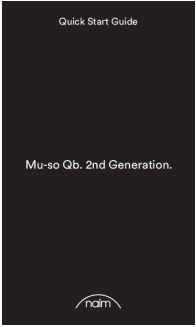



To keep your Naim Mu-so 2nd Generation speaker in optimal condition:

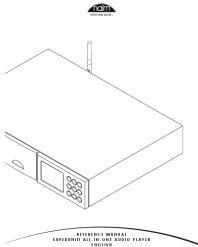

- **Cleaning:** Use a soft, dry, lint-free cloth to clean the surfaces. Avoid abrasive cleaners or solvents.
- **Ventilation:** Ensure the speaker has adequate ventilation and is not placed in an enclosed space that could restrict airflow.
- **Environment:** Avoid exposing the speaker to extreme temperatures, humidity, or direct sunlight. It is not waterproof.

WARRANTY AND SUPPORT

The Naim Mu-so 2nd Generation Wireless Speaker comes with a **Limited Warranty**. For detailed information regarding warranty terms, coverage, and how to obtain service, please refer to the warranty card included in your product packaging or visit the official Naim website.

For further assistance, technical support, or service inquiries, please contact Naim customer support through their official website or the contact information provided in your product documentation.

	<p>Naim Mu-so Qb 2nd Generation Quick Start Guide</p> <p>A concise guide to setting up and using the Naim Mu-so Qb 2nd Generation wireless music system, covering unboxing, controls, remote, music playback options, support, and warranty information.</p>
	<p>Manuel de Référence Naim mu-so : Guide Complet d'Installation et d'Utilisation</p> <p>Découvrez le manuel de référence complet pour l'enceinte Naim mu-so. Apprenez à installer, connecter, configurer et utiliser toutes les fonctionnalités audio, réseau et sans fil de votre appareil.</p>
	<p>Naim Uniti Star Quick Start Guide: Setup, Features, and Music Playback</p> <p>Comprehensive quick start guide for the Naim Uniti Star all-in-one music system. Covers unboxing, system overview, setup, remote pairing, app installation, music playback options, and support resources.</p>
	<p>Naim Uniti Atom Quick Start Guide</p> <p>A quick start guide for the Naim Uniti Atom, a complete music centre with streaming capabilities. This guide covers what's in the box, system overview, setup, connection, remote pairing, app download, music playback, and further support.</p>

 <p>REFERENCE MANUAL REFERENCE ALL-IN-ONE AUDIO PLAYER SUPERUNITI</p>	<p>Naim SuperUniti All-in-One Audio Player Reference Manual</p> <p>Comprehensive reference manual for the Naim SuperUniti All-in-One Audio Player, covering installation, connection, operation, setup, integrated amplifier, multi-mode radio tuner, UPnP audio interface, USB/iPod interface, and detailed specifications.</p>
 <p>Naim Uniti Atom Headphone Edition Manual</p>	<p>Naim Uniti Atom Headphone Edition: Comprehensive Manual and Features Guide</p> <p>A detailed user manual for the Naim Uniti Atom Headphone Edition, covering its features, setup, connectivity, specifications, and operation. Learn about its advanced audio streaming capabilities and headphone amplification for an optimal listening experience.</p>