

[Manuals.plus](#) /

> [Inkbird](#) /

> Inkbird IBT-2X Digital Remote Wireless BBQ Grill Bluetooth Oven Smoker Thermometer User Manual

Inkbird IBT-2X

Inkbird IBT-2X Digital Bluetooth Thermometer User Manual

Model: IBT-2X | Brand: Inkbird

1. INTRODUCTION

The Inkbird IBT-2X is a versatile digital Bluetooth thermometer designed to enhance your cooking experience, whether you are grilling, barbecuing, smoking, or using an oven. It features dual probes for monitoring two different temperatures simultaneously, a wireless range of up to 150 feet, and smart app connectivity for convenient temperature tracking, timer settings, and alarm notifications directly from your smartphone. This manual provides comprehensive instructions to help you set up, operate, and maintain your IBT-2X thermometer for optimal performance.



Figure 1.1: Inkbird IBT-2X Digital Bluetooth Thermometer with its components and app interface.

2. WHAT'S IN THE BOX

Upon opening your Inkbird IBT-2X package, please verify that all the following components are included:

- One IBT-2X Digital Thermometer Unit
- Two Meat Probes
- One Meat Clip
- One User Manual




Figure 2.1: All components included in the Inkbird IBT-2X package.

3. SPECIFICATIONS

Understanding the technical specifications of your Inkbird IBT-2X thermometer is crucial for proper usage and care.

Feature	Specification
Temperature Range (Short-time measurement)	32°F ~ 572°F (0°C ~ 300°C)
Temperature Range (Continuous monitoring)	32°F ~ 482°F (0°C ~ 250°C)
Wireless Range	Up to 150 feet (50 meters)


Feature	Specification
Display	LED screen & APP
Probe Number	Up to 2 probes
Dimension Body	64x85x25mm (2.5x3.4x1.0 inch)
Sensor Length	Approximately 115cm / 3.8ft
Power Source	2 x AAA batteries (Not Included)
Connectivity Technology	Bluetooth 4.0
Compatible Devices	iPhone 4S or later, iPad 3rd generation and later, iPad mini and later, iPod touch 5th generation and later (Requires iOS 7+); Android 4.4+ devices with Bluetooth 4.0 module
Outer Material	Acrylonitrile Butadiene Styrene

Fleischsonde

standhalten
0°C~300°C/32°F~572°F



Schutzlose Stahl sonden



Sensor Länge: ca. 115cm

Mit einem Gummi-Deckel

Figure 3.1: Detailed view of the temperature probe and its specifications.

4. SETUP GUIDE

Follow these steps to set up your Inkbird IBT-2X thermometer for first-time use.

1. **Install Batteries:** Open the battery compartment on the back of the IBT-2X unit. Insert two (2) AAA batteries, ensuring correct polarity. Close the compartment securely.
2. **Download the App:** Search for the "BBQ GO" app in your smartphone's app store (Apple App Store for iOS or Google Play Store for Android). Download and install the app.
3. **Power On the Device:** Press the power button on the IBT-2X unit to turn it on. The LED display will light up.
4. **Enable Bluetooth and Location Services:** On your smartphone, ensure that Bluetooth is enabled. For optimal app functionality and connection, it is also recommended to enable location services for the BBQ GO app.
5. **Pair with App:** Open the BBQ GO app on your smartphone. The app will automatically search for and connect to your IBT-2X device. Once connected, the Bluetooth icon on the thermometer's display will become stable, and the app will show the device as connected.

6. **Insert Probes:** Plug the meat probes into the designated ports on the side of the IBT-2X unit. You can use one or both probes as needed.




Figure 4.1: The IBT-2X unit and its companion smartphone app, ready for pairing.

5. OPERATING INSTRUCTIONS

The Inkbird IBT-2X offers various functions to help you achieve perfect cooking results.

5.1 Monitoring Temperature

- **Probe Placement:** Insert the tip of the meat probe into the thickest part of the meat, avoiding bone or gristle. For ambient temperature, use the included clip to attach the probe to the grill grate, ensuring it does not touch the cooking surface directly.
- **Real-time Readings:** The current temperature from each connected probe will be displayed on the IBT-2X unit's LED screen and within the BBQ GO app.
- **Temperature Unit Switch:** Within the BBQ GO app, you can switch between Fahrenheit (°F) and Celsius (°C) temperature

units.

5.2 Setting Target Temperatures and Alarms

The app allows you to set specific target temperatures for your food.

- **Preset Temperatures:** The BBQ GO app comes with pre-programmed temperatures for various types of meat (e.g., beef, lamb, pork, chicken, turkey, fish, hamburger) and doneness levels (e.g., rare, medium, well done). Select the desired meat and doneness from the app's menu.
- **Custom Temperature Settings:** You can also manually set your own target temperature if the presets do not meet your specific needs.
- **Temperature Alarms:** Once a target temperature is set, the app and the IBT-2X unit will trigger an alarm when the probe reaches the programmed temperature. The app also supports High and Low temperature alarms to notify you if the temperature goes outside a desired range.

5.3 Using the Timer Function

The BBQ GO app includes a countdown timer function, useful for monitoring cooking duration.

- **Set Timer:** Access the timer function within the app. You can set a countdown timer from 0 seconds up to 240 minutes.
- **Timer Alarm:** An alarm will sound on your smartphone when the set time has elapsed.

11 different meats selectable
5 different taste selectable

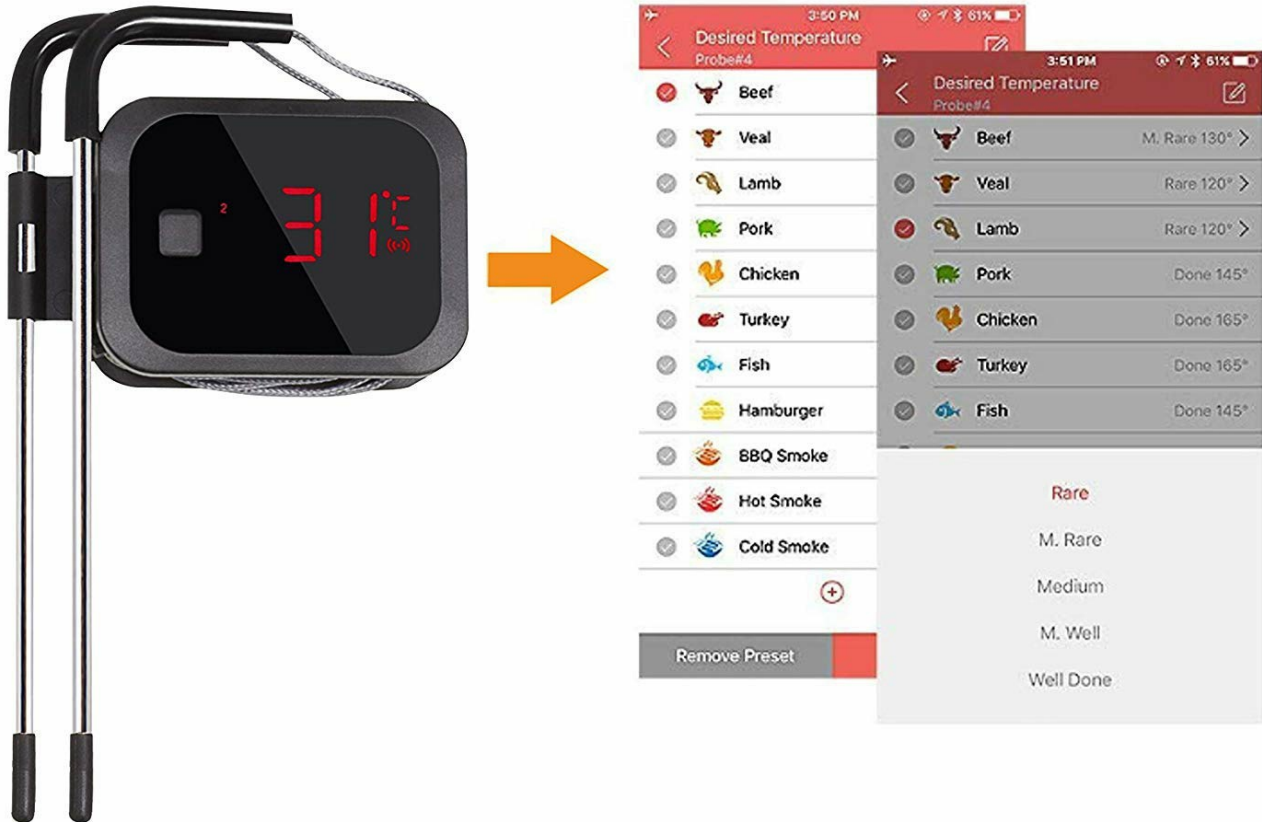


Figure 5.1: The BBQ GO app interface displaying preset meat and taste options.




Figure 5.2: Key features of the Inkbird IBT-2X, including its wireless range and app connectivity.




Figure 5.3: The IBT-2X can be used for oven cooking, providing wireless monitoring and alarms.

6. MAINTENANCE AND CARE

Proper maintenance ensures the longevity and accuracy of your Inkbird IBT-2X thermometer.

- **Cleaning the Probes:** After each use, clean the stainless steel probes with a damp cloth and mild detergent. Rinse thoroughly and dry completely before storage.
- **Probe Immersion Warning:** *The probe is not waterproof.* Do not immerse the probe cable or the probe connector into water or any other liquid. This can damage the internal wiring and affect accuracy.
- **Temperature Limits for Probes:** Do not expose the probes to temperatures exceeding 300°C (572°F) for short-time measurement or 250°C (482°F) for continuous monitoring. Placing probes directly in fire or extreme heat will cause permanent damage.
- **Cleaning the Main Unit:** Wipe the main IBT-2X unit with a soft, damp cloth. Do not immerse the unit in water or use abrasive cleaners.
- **Storage:** Store the thermometer and probes in a clean, dry place when not in use.

7. TROUBLESHOOTING

If you encounter issues with your Inkbird IBT-2X, refer to the following common problems and solutions:

Q: The thermometer unit does not turn on, especially after changing batteries.

A: Remove the batteries from the device and let the unit sit for approximately one hour. Then, install new, fresh alkaline AAA batteries. Ensure the batteries are inserted with the correct polarity.

Q: The app cannot connect to the IBT-2X unit via Bluetooth.

A:

- Ensure the IBT-2X unit is powered on and within the 150ft wireless range of your smartphone.
- Verify that Bluetooth is enabled on your smartphone.
- Ensure that location services are enabled for the BBQ GO app on your smartphone. Some Android versions require location services to be active for Bluetooth Low Energy (BLE) devices to connect.
- Try restarting both the IBT-2X unit and your smartphone.
- If the issue persists, try reinstalling the BBQ GO app.

Q: Temperature readings appear inaccurate or fluctuate wildly.

A:

- Check if the probe is fully inserted into the meat and not touching bone or gristle.
- Ensure the probe cable is not damaged or kinked.
- Verify that the probe connector is securely plugged into the IBT-2X unit.
- Avoid exposing the probe cable or connector to direct flame or excessive heat, as this can damage the probe.

8. WARRANTY INFORMATION

Inkbird provides a **12-month warranty policy** for the IBT-2X Digital Bluetooth Thermometer from the date of purchase. This warranty covers manufacturing defects and malfunctions under normal use. It does not cover damage caused by misuse, accident, unauthorized modification, or failure to follow the instructions in this manual. Please retain your proof of purchase for warranty claims.

9. CUSTOMER SUPPORT

For further assistance, technical support, or warranty inquiries, please contact Inkbird customer service through the following channels:

- **Official Website:** Visit the [Inkbird Store on Amazon](#) for product information and support resources.
- **Email Support:** Refer to the contact information provided in the packaging or on the official Inkbird website for email support.

When contacting support, please have your product model (IBT-2X) and purchase details ready to facilitate a quicker resolution.

