

## Manuals+

[Q & A](#) | [Deep Search](#) | [Upload](#)

[manuals.plus](#) /

› [Moen](#) /

› [Moen Beric Chrome Modern One-Handle Single Hole Bathroom Faucet with Drain Assembly and Optional Deckplate for your Bath Sink, 84774](#)

## Moen 84774

# Moen Beric Chrome Modern One-Handle Single Hole Bathroom Faucet

Model: 84774 | Brand: Moen

## PRODUCT OVERVIEW

The Moen Beric 84774 is a sleek and modern one-handle single hole bathroom faucet designed to enhance any vanity. Featuring a high-shine chrome finish, this faucet offers precise control over water temperature and flow with its single-handle lever. The high-arc spout provides ample space for daily tasks. It is designed for single-hole mounting but includes an optional deck plate for three-hole installations, ensuring versatile compatibility. Built with Moen's Duralast® ceramic disc cartridge, it promises smooth, drip-free performance. This WaterSense® certified faucet conserves water while maintaining performance, operating at 1.2 gallons per minute, and is ADA-compliant. It is backed by Moen's Limited Lifetime Warranty.



Figure 1: The Moen Beric Chrome Modern One-Handle Single Hole Bathroom Faucet, showcasing its sleek design and polished chrome finish.

## SETUP AND INSTALLATION

The Moen Beric faucet is designed for straightforward installation. It primarily supports single-hole mounting for a clean countertop appearance. For sinks with three pre-drilled holes, an optional deck plate is included to ensure a seamless fit. For detailed step-by-step instructions, please refer to the official Installation Manual (PDF) available on the product's Amazon page or the Moen website.

- **Mounting Type:** Designed for countertops, specifically single-hole mounts.

- **Optional Deck Plate:** Included for installations requiring a 3-hole configuration.
- **Connection Size:** 3/8" supply lines are included.
- **Drain Assembly:** A matching drain assembly is included for a complete setup.



Figure 2: Diagram illustrating the dimensions of the Moen Beric faucet, including spout reach (5"), height (6.69"), and maximum deck thickness (1.13"). It also highlights the 1 or 3 hole installation options and included components like the drain and supply lines.

## OPERATING INSTRUCTIONS

The Moen Beric faucet features a user-friendly single-handle lever for easy operation. This design allows for precise control over both water temperature and flow. Simply move the lever to adjust the desired water conditions.

- **Water Flow:** The aerated flow is optimized for everyday bathroom tasks such as brushing teeth and washing hands.
- **Temperature Control:** Adjust the single lever to achieve your preferred water temperature.
- **Water Conservation:** This faucet is WaterSense certified, ensuring efficient water usage without compromising performance, with a maximum flow rate of 1.2 gallons per minute.



Figure 3: The Moen Beric faucet integrated into a modern bathroom environment, demonstrating its aesthetic appeal and functional placement above a sink.

## MAINTENANCE AND CARE

To maintain the pristine appearance and functionality of your Moen Beric Chrome Faucet, regular cleaning is recommended. The chrome finish is highly reflective and can show water spots and fingerprints if not cleaned routinely. Its durable construction is designed to resist scratches and corrosion, ensuring longevity.

- **Cleaning:** Use a soft cloth and mild soap and water for cleaning. Avoid abrasive cleaners, harsh chemicals, or scouring pads, as these can damage the finish.
- **Water Spots:** Wipe the faucet dry after each use to minimize water spots, especially in areas with hard water.
- **Durability:** The faucet is built with high-quality brass material and a chrome finish that is designed for long-term durability and resistance to wear and tear.

**MOEN®**

# Chrome Finish

More like a mirrored surface than a color.  
Super-polished and cool-toned to the point of  
glistening for an enduring look.

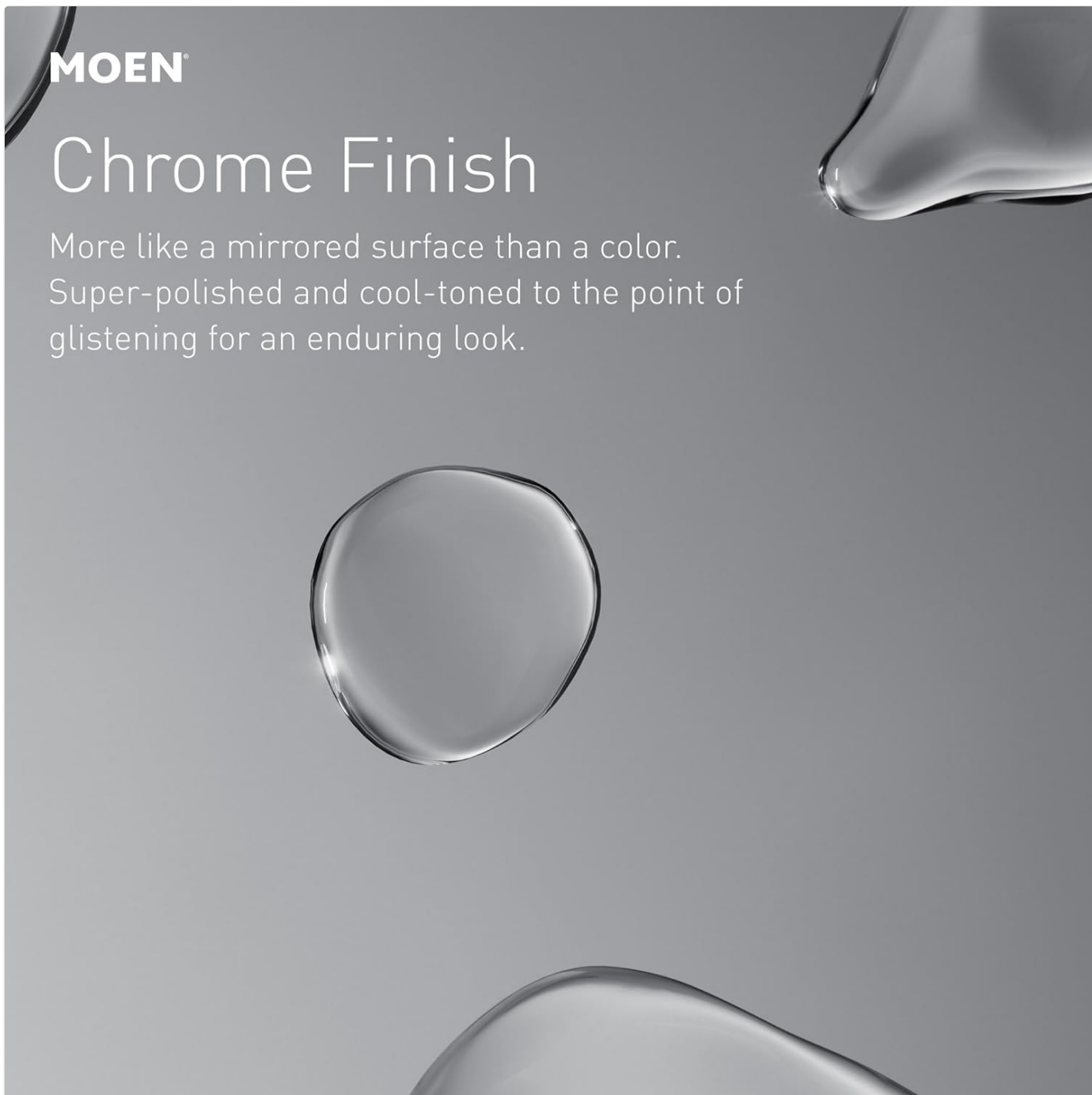


Figure 4: A close-up image highlighting the highly reflective and smooth chrome finish of Moen faucets, emphasizing its mirror-like quality and cool-toned appearance.

## TROUBLESHOOTING

Should you encounter any issues with your Moen Beric faucet, please refer to the following common troubleshooting tips. For more complex problems, consult the full User Manual or contact Moen customer support.

Problem	Possible Cause	Solution
Low Water Flow	Clogged aerator or supply lines.	Remove and clean the aerator. Check for kinks or blockages in supply lines.
Leaking from Spout	Worn cartridge or loose connections.	Ensure connections are tight. The Duralast® ceramic disc cartridge is designed for drip-free performance, but if issues persist, consider cartridge replacement.
Water Spots/Fingerprints	Natural accumulation on polished chrome finish.	Wipe dry after each use with a soft cloth. Clean regularly with mild soap and water.

Problem	Possible Cause	Solution
Drain Assembly Does Not Fit Sink	Sink drain hole size incompatibility.	Verify sink drain hole dimensions against faucet specifications. An adapter may be required for non-standard sizes.

SPECIFICATIONS

Feature	Detail
Brand	Moen
Model Name	Beric
Model Number	84774
Color	Chrome
Finish Type	Chrome
Material	Brass
Mounting Type	Countertops, Single Hole Mount
Installation Type	Countertop
Number of Handles	1
Handle Type	Lever
Hole Count	1
Maximum Flow Rate	1.2 Gallons Per Minute
Valve Type	Disc Valve
Spout Height	3.75 Inches
Spout Reach	5 Inches
Item Weight	4.18 pounds
Product Dimensions	6"D x 6"W x 6.69"H
Included Components	Bathroom Faucet, Pop Up Drain
Certification	WaterSense




Figure 5: Moen's certification mark indicating compliance with U.S. Water Safety Standards, ensuring the product is a safe choice for clean drinking water.

## WARRANTY AND SUPPORT

The Moen Beric Chrome Faucet is built to last and is backed by Moen's comprehensive warranty and support services.

- **Warranty:** This product comes with a [Limited Lifetime Warranty](#), covering defects in material and manufacturing workmanship.
- **User Manual:** A detailed [User Manual \(PDF\)](#) is available for comprehensive product information and guidance.
- **Installation Manual:** For installation specifics, refer to the [Installation Manual \(PDF\)](#).
- **Customer Support:** For further assistance or to explore more Moen products, visit the [Official Moen Store](#).




Figure 6: An image celebrating Moen's 85 years of experience in providing quality water products, highlighting their long-standing commitment to excellence.


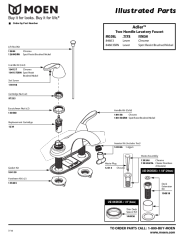





Figure 7: Moen recognized as America's Most Trusted Faucet Brand for ten consecutive years, based on Lifestory Research.

© 2025 Moen. All rights reserved.

Related Documents - 84774

	<p><a href="#">Moen Two-Handle Bathroom Sink Faucet Installation and Warranty Guide</a></p> <p>Comprehensive guide for installing and maintaining Moen two-handle bathroom sink faucets designed for 4-inch center installations. Includes parts identification, step-by-step instructions, consumer information on lead, and lifetime limited warranty details.</p>
---	--

	<p><a href="#">Moen One-Handle Lavatory Faucet Installation Guide</a></p> <p>Official installation and product information for the Moen single-handle lavatory faucet (Model INS10577). Includes contact details for support, helpful tools for installation, and online registration.</p>
	<p><a href="#">Moen Adler Two Handle Lavatory Faucet Illustrated Parts List</a></p> <p>Detailed illustrated parts list for the Moen Adler Two Handle Lavatory Faucet, providing part numbers, descriptions, and finish options for components like handles, cartridges, and mounting hardware. Includes model numbers 84603 and 84603SRN.</p>
	<p><a href="#">Moen Two-Handle Kitchen Faucet Installation Guide &amp; Warranty (Model INS2219A)</a></p> <p>Detailed installation guide, parts list, cleaning instructions, and limited lifetime warranty for the Moen Two-Handle Kitchen Faucet, Model INS2219A. Includes contact information for USA, Canada, and Mexico, and step-by-step instructions with textual descriptions of diagrams.</p>
	<p><a href="#">Moen IVER™ 6805 Series One-Handle Lavatory Faucet Illustrated Parts</a></p> <p>Detailed illustrated parts list for the Moen IVER™ 6805 Series One-Handle Lavatory Faucet, including kit numbers, finishes, and part descriptions. Features components A through M with corresponding part numbers and finish options.</p>
	<p><a href="#">Moen WS84004 Series Two Handle Lavatory Faucet Installation Guide</a></p> <p>This guide provides detailed, step-by-step instructions for installing the Moen WS84004 Series two-handle lavatory faucet. It includes parts lists, diagrams explained in text, cleaning advice, and warranty information, presented in English, Spanish, and French, with English as the primary language.</p>