

Acer AN515-54-51M5

Acer Nitro 5 AN515-54-51M5 15.6-inch Gaming Laptop User Manual

Model: AN515-54-51M5 | Brand: Acer

INTRODUCTION

This manual provides essential information for the setup, operation, maintenance, and troubleshooting of your Acer Nitro 5 AN515-54-51M5 gaming laptop. Designed for performance, this notebook computer features an Intel Core i5-9300H processor, NVIDIA GeForce GTX 1650 graphics, 8GB DDR4 RAM, and a hybrid storage solution of 1TB HDD plus 128GB SSD. It comes pre-installed with Windows 10 Home and offers a 15.6-inch display for an immersive experience.

SETUP

- Unboxing:** Carefully remove the laptop and all accessories from the packaging. Ensure all components are present: laptop, power adapter, and documentation.
- Connect Power:** Plug the power adapter into the laptop's power port and then into a wall outlet. It is recommended to fully charge the battery before initial use.
- Initial Boot:** Open the laptop lid and press the power button. Follow the on-screen instructions to complete the Windows 10 Home setup, including language, region, network connection, and user account creation.
- Software Updates:** After initial setup, connect to the internet and check for Windows updates and Acer driver updates to ensure optimal performance and security.

OPERATING YOUR LAPTOP

Keyboard and Touchpad

The Acer Nitro 5 features a full-size keyboard with a numeric keypad. The touchpad supports multi-touch gestures for navigation. Familiarize yourself with common keyboard shortcuts and touchpad gestures for efficient operation.

Display

The 15.6-inch display offers a resolution of up to 1920x1080 pixels. Adjust display brightness and color settings through Windows display settings for optimal viewing comfort.

Connectivity

- **Wireless:** Connect to Wi-Fi networks using the built-in 2.4 GHz Radio Frequency wireless adapter. Bluetooth is also available for connecting wireless peripherals.
- **Ports:** Utilize the various ports for external devices, including USB ports, HDMI, and a 3.5mm audio jack.

SPECIFICATIONS

| Feature | Detail |
|------------------------------|------------------------------------|
| Standing screen display size | 15.6 Inches |
| Max Screen Resolution | 1920x1080 pixels |
| Processor | Intel Core i5-9300H (4 Cores) |
| RAM | 8 GB DDR4 |
| Hard Drive | 1 TB HDD + 128 GB SSD |
| Graphics Coprocessor | NVIDIA GeForce GTX 1650 |
| Graphics Card Ram Size | 8 GB |
| Wireless Type | 2.4 GHz Radio Frequency, Bluetooth |
| Operating System | Windows 10 Home |
| Item Weight | 5.5 pounds |
| Product Dimensions | 21.5 x 12.75 x 3.75 inches |
| Color | Black |
| Average Battery Life | 7 Hours |

MAINTENANCE

- **Cleaning:** Use a soft, lint-free cloth to clean the screen and exterior. Avoid harsh chemicals. For the keyboard, use compressed air to remove dust and debris.
- **Software Updates:** Regularly check for and install operating system updates, driver updates, and antivirus software updates to maintain system stability and security.
- **Battery Care:** To prolong battery life, avoid completely discharging the battery frequently. Store the laptop in a cool, dry place.
- **Cooling:** Ensure proper airflow by keeping vents clear. Use the laptop on a hard, flat surface. Consider using a cooling pad during intensive gaming sessions to prevent overheating.

TROUBLESHOOTING

- **Laptop Not Turning On:** Ensure the power adapter is securely connected and the battery is charged. Try holding the power button for 15 seconds to perform a hard reset.
- **Slow Performance:** Check for background applications consuming resources. Update drivers and operating system.

Consider running a disk cleanup or defragmentation.

- **Wi-Fi Connectivity Issues:** Restart your router and laptop. Ensure Wi-Fi drivers are up to date. Try forgetting the network and reconnecting.
- **Overheating:** Ensure vents are not blocked. Use the laptop on a hard, flat surface. Consider using a cooling pad. Monitor temperatures using Acer's NitroSense software.

MEDIA GALLERY

Product Images



Front view of the Acer Nitro 5 AN515-54-51M5 gaming laptop, showcasing its 15.6-inch display with a vibrant wallpaper and the red-backlit keyboard.



Left side view of the Acer Nitro 5 AN515-54-51M5, highlighting the various ports available for connectivity.



Right side view of the Acer Nitro 5 AN515-54-51M5, displaying additional ports and the sleek design.

Official Product Videos





Your browser does not support the video tag.



Preview video showcasing the Acer Nitro 5 laptop's features and design. This short clip provides a quick overview of the

product's aesthetics and some functionalities.

© 2023 Acer Inc. All rights reserved. Information in this manual is subject to change without notice.

Related Documents - AN515-54-51M5

| | |
|---|--|
|  | <p>Acer Nitro 5 AN515-42/AN515-52 User Manual</p> <p>Comprehensive user manual for the Acer Nitro 5 gaming laptop (models AN515-42 and AN515-52), covering setup, hardware features, software utilities, connectivity, security, and troubleshooting.</p> |
|  | <p>Acer Nitro 5 User Manual: Comprehensive Guide for Gaming Notebooks</p> <p>Explore the Acer Nitro 5 user manual for detailed instructions on setup, care, features, and troubleshooting. Learn about your Acer notebook's capabilities and optimize your gaming experience.</p> |
|  | <p>Acer Nitro 5 User's Manual</p> <p>Comprehensive user's manual for the Acer Nitro 5 laptop, detailing setup, operation, maintenance, and troubleshooting for models AN515-44, AN515-55, and AN517-52. Includes information on features, connectivity, and system management.</p> |
|  | <p>Acer Predator Orion 3000 PO3-600 Gaming Desktop Specifications</p> <p>Detailed specifications for the Acer Predator Orion 3000 PO3-600 gaming desktop, featuring Intel Core i7 9th Gen processor, NVIDIA GeForce RTX 1660 Ti graphics, 16GB DDR4 RAM, 512GB SSD, and 1TB HDD.</p> |

| | |
|---|---|
|  | <p>Acer Aspire 5742/5742G/5742Z/5742ZG Series Service Guide</p> <p>This service guide provides detailed technical information, system specifications, disassembly procedures, and troubleshooting steps for the Acer Aspire 5742, 5742G, 5742Z, and 5742ZG series laptops. It is intended for service professionals and covers hardware components, utilities, and repair guidance.</p> |
|  | <p>Acer Nitro V 15 AI / Acer Nitro V 15 Podręcznik Użytkownika</p> <p>Kompleksowy podręcznik użytkownika dla laptopów Acer Nitro V 15 AI i Acer Nitro V 15, zawierający instrukcje dotyczące konfiguracji, obsługi, konserwacji, rozwiązywania problemów i bezpieczeństwa.</p> |