

Kasa Smart HS103P4

Kasa Smart Plug HS103P4 User Manual

Model: HS103P4

INTRODUCTION

The Kasa Smart Plug HS103P4 is designed to provide convenient control over your home electronic appliances. This manual provides instructions for setting up, operating, and maintaining your smart plug, along with troubleshooting tips and product specifications.



Image: Four Kasa Smart Plugs HS103P4 shown plugged into standard wall outlets, highlighting their compact design.

PACKAGE CONTENTS

The package includes:

- HS103 Smart Wi-Fi Plug Lite (4 units)
- Quick Start Guide (not included in this digital manual)

PRODUCT OVERVIEW

The Kasa Smart Plug HS103P4 features a compact design, manual on/off control, and voice control capabilities. It is designed for small electronics and is UL certified for safety.

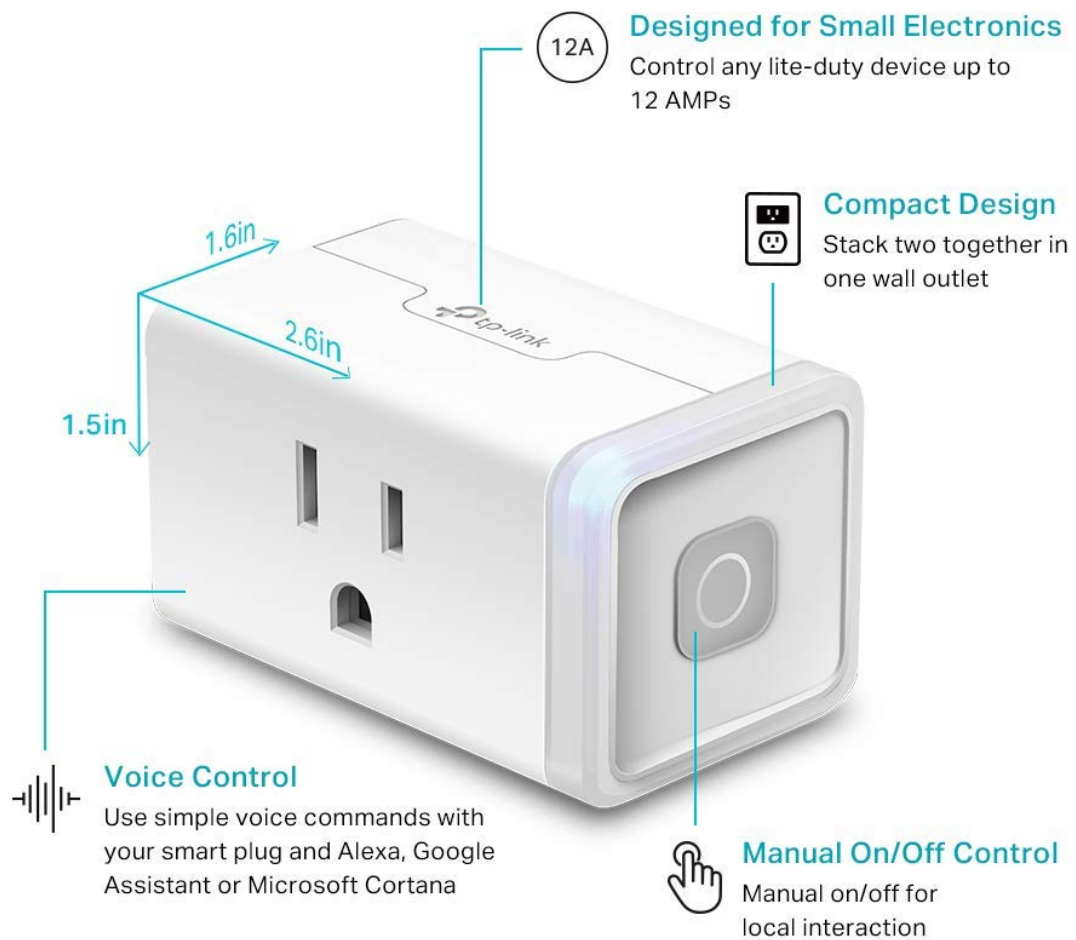
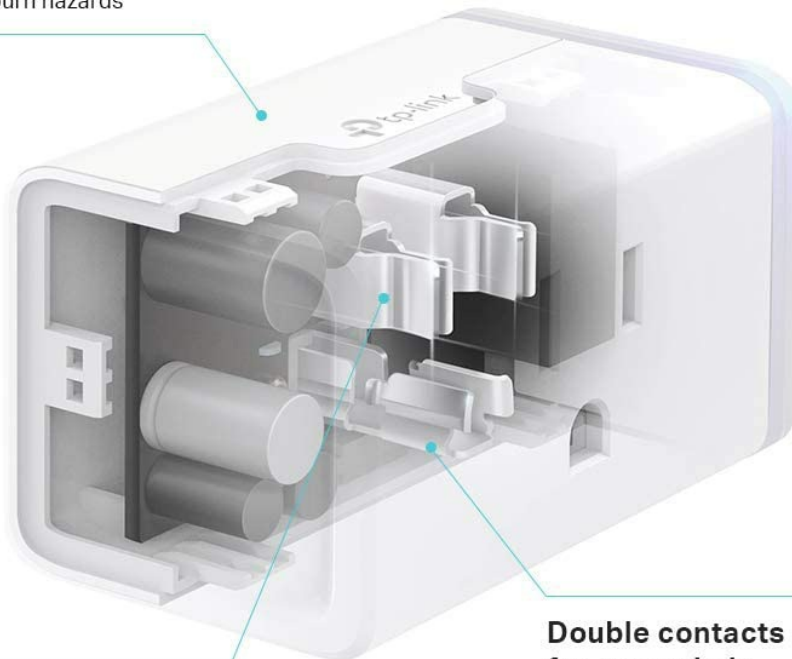


Image: A diagram illustrating the compact dimensions (1.6in x 1.5in x 2.6in) and key features of the Kasa Smart Plug HS103P4, including voice control, manual on/off, and its 12 Amp capacity for small electronics.




Flame-retardant Shell

V-0 rating PC material helps minimize burn hazards



Nickel plated phosphor bronze contacts

More durable, antirust, and stable connecting



Double contacts for ground pin

One more contact to pinch the ground pin better to decrease the danger of electric shock

Image: An X-ray view of the Kasa Smart Plug HS103P4, highlighting internal safety features such as a flame-retardant shell, nickel-plated phosphor bronze contacts, and double contacts for the ground pin.

SETUP INSTRUCTIONS

1. **Download the Kasa App:** Search for "Kasa Smart" in the Apple App Store or Google Play Store and download the application. The Kasa app is compatible with iOS 10.0 or later and Android 5.0 or higher.
2. **Plug In the Smart Plug:** Insert the Kasa Smart Plug into a standard wall outlet. Ensure the outlet is functioning correctly.
3. **Connect to Wi-Fi:** Open the Kasa app and follow the on-screen instructions to connect your smart plug to your home 2.4GHz Wi-Fi network. A 2.4GHz Wi-Fi connection is required for operation.
4. **Integrate with Voice Assistants:** If desired, link your Kasa account with Amazon Alexa or Google Assistant through the Kasa app settings to enable voice control.

OPERATING THE SMART PLUG

Manual Control

You can manually turn the connected device on or off by pressing the physical button on the side of the Kasa Smart Plug.

Remote Control via Kasa App

Use the Kasa app on your smartphone to control connected electronics from anywhere. This allows you to turn devices on or off remotely, whether you are at home, in the office, or on vacation.

Voice Control

Once integrated with Amazon Alexa or Google Assistant, you can control your smart plug using voice commands. For example, say "Alexa, turn on the living room lamp" or "Hey Google, turn off the fan."

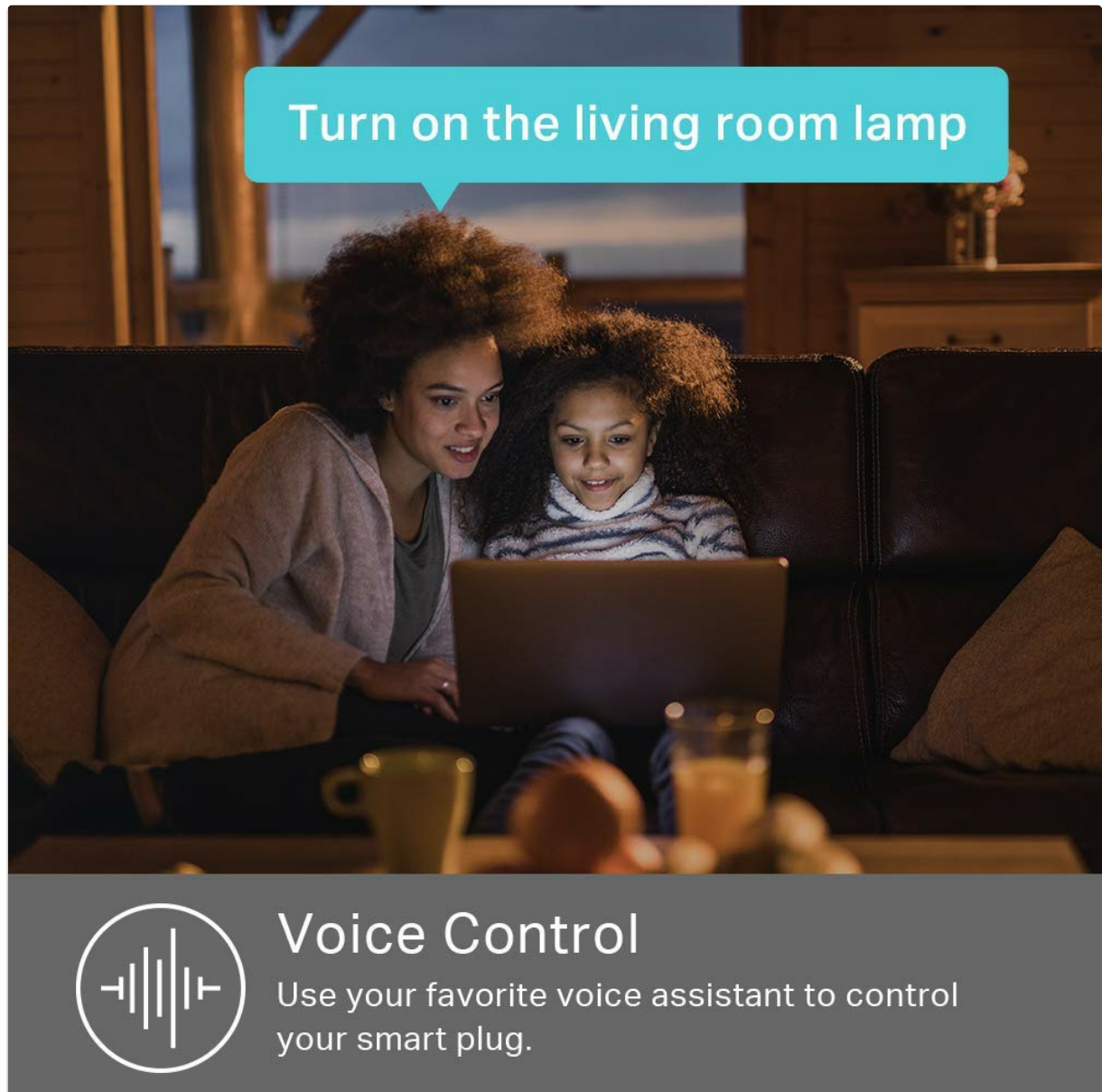


Image: A woman and child on a couch, demonstrating voice control functionality with a Kasa Smart Plug connected to a lamp. A speech bubble indicates the command "Turn on the living room lamp."

Scheduling and Timers

The Kasa app allows you to set schedules and timers for your smart plug. You can program devices to automatically turn on or off at specific times, which is useful for lamps, fans, humidifiers, or holiday lights.



Image: A kitchen counter scene with a slow cooker and coffee maker, illustrating how to set schedules with the Kasa Smart Plug. Timers are shown for "6:30 AM ON" and "6:00 PM OFF."



Image: An icon representing the scheduling feature within the Kasa Smart app, depicted as a calendar with a clock.

Away Mode and Scenes

The Kasa app also supports "Away Mode" to randomly turn devices on and off, simulating occupancy, and "Scenes" to control multiple Kasa devices with a single command.



Image: An icon representing the "Scenes" feature in the Kasa Smart app, showing a crescent moon and stars.



Image: An icon representing the "Away Mode" feature in the Kasa Smart app, showing a person walking.

MAINTENANCE

To ensure optimal performance and longevity of your Kasa Smart Plug HS103P4:

- Keep the device clean and free from dust. Use a dry, soft cloth for cleaning.
- Avoid exposing the smart plug to excessive moisture or extreme temperatures.
- Do not overload the smart plug beyond its specified current rating (15 Amps).
- Ensure proper ventilation around the plug when in use.

TROUBLESHOOTING

Plug Not Responding

- **Check Power:** Ensure the smart plug is securely plugged into a working electrical outlet.
- **Check Wi-Fi:** Verify that your home Wi-Fi network is active and the smart plug is within range. The plug requires a 2.4GHz Wi-Fi connection.
- **Restart:** Unplug the smart plug from the outlet, wait 10 seconds, and plug it back in.
- **Reset:** If issues persist, perform a factory reset (refer to the Kasa app or online support for specific reset instructions).

Voice Control Issues

- **App Linkage:** Confirm that your Kasa account is correctly linked to your Amazon Alexa or Google Assistant account in the Kasa app.
- **Device Naming:** Ensure the device name in the Kasa app is recognized by your voice assistant. Try simple, distinct names.
- **Internet Connection:** Voice control relies on an active internet connection for both your smart plug and your voice assistant device.

SPECIFICATIONS

Feature	Detail
Model Number	HS103P4
Product Dimensions	1.57 x 1.5 x 2.62 inches
Weight	4 ounces
Current Rating	15 Amps
Operating Voltage	120 Volts (AC)
Operation Mode	Automatic

Connectivity	2.4GHz Wi-Fi
Certifications	UL Certified
Compatibility	Alexa, Google Home, IFTTT






WARRANTY INFORMATION

The Kasa Smart Plug HS103P4 comes with an industry-leading**2-year warranty**. For detailed warranty terms and conditions, please refer to the official Kasa Smart website or contact customer support.

SUPPORT

For further assistance, technical support, or to access the latest FAQs and user guides, please visit the official Kasa Smart support website or contact their customer service directly through the Kasa app.
Official Kasa Smart Website: www.kasasmart.com

Related Documents - HS103P4

	<p>Kasa Smart Wi-Fi Plug Slim KP115: Energy Monitoring & Remote Control TP-Link</p> <p>Discover the TP-Link Kasa Smart Wi-Fi Plug Slim (KP115). Monitor energy usage, schedule appliances, and control your home remotely via the Kasa app. Features voice assistant compatibility (Alexa, Google Assistant, SmartThings), compact design, and no hub required for easy smart home integration.</p>
	<p>Kasa Smart Wi-Fi Outdoor Plug KP401 TP-Link Weather-Resistant Smart Plug</p> <p>Control your outdoor devices with the Kasa Smart Wi-Fi Outdoor Plug KP401. Features IP64 weather resistance, voice control with Alexa/Google Assistant, remote access via the Kasa app, and no hub required. Easy setup for smart home automation.</p>
	<p>Kasa Smart Wi-Fi Outdoor Plug-in Dimmer KP405 User Guide</p> <p>Explore the Kasa Smart Wi-Fi Outdoor Plug-in Dimmer KP405 with this comprehensive user guide. Learn about setup, weather-resistant features, remote control, scheduling, and voice assistant integration for your outdoor smart home.</p>
	<p>Kasa Spot Wire-Free Camera KC310S2: 1080p HD Security System</p> <p>Explore the TP-Link Kasa Spot Wire-Free Camera KC310S2, a 2-camera system delivering crisp 1080p HD video, advanced night vision, two-way audio, and IP65 weather resistance. Key features include customizable activity zones, a long-lasting rechargeable battery, and effortless installation for comprehensive home security.</p>
	<p>Kasa Spot Pan Tilt EC70 Indoor Security Camera 1080p HD, Night Vision, Motion Tracking</p> <p>Explore the Kasa Spot Pan Tilt EC70, a 1080p Full HD indoor security camera by Kasa Smart. Features 360° pan, 113° tilt, advanced motion tracking, night vision up to 30ft, two-way audio, and local microSD storage. Integrates with Google Assistant and Alexa for smart home control.</p>



Documents - Kasa Smart – HS103P4



lang:en score:38 filesize: 1.76 M page_count: 22 document date: 2024-07-11

TP-Link Product End-of-Life (EOL) List and Specifications

lang:en score:31 filesize: 345 K page_count: 22 document date: 2024-11-28

TP-Link Product End-of-Life (EOL) and End-of-Service (EOS) Dates

lang:en score:29 filesize: 249.7 K page count: 22 document date: 2024-10-17

TP-Link and Tapo Product End-of-Life (EOL) Information


lang:en score:29 filesize: 344.04 K page count: 21 document date: 2024-10-17

TP-Link Kasa Smart Home Product End-of-Life (EOL) and End-of-Service (EOS) Dates

lang:en score:29 filesize: 397.5 K page count: 24 document date: 2025-04-27

TP-Link Kasa Product End-of-Life (EOL) Dates and Information

lang:es score:26 filesize: 352.48 K page count: 31 document date: 2025-09-03

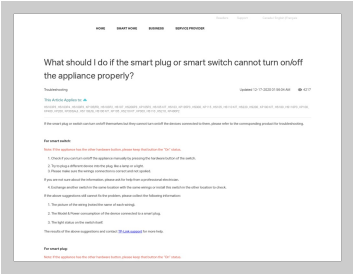


[\[pdf\]](#) User Manual

P0802434 01 2200302 GW 24V Hedge Trimmer Offline Operator Manual V1 Vector 20210908 3 User of Product 1 Kasa Smart B1CU3W6YeSL m media amazon images I |||

User Manual of Product 1: Kasa Smart Plug by TP-Link **HS103P4** - Smart Home WiFi Outlet Works with Alexa, Echo and Google Home, No Hub Required, Remote Control, 2.4GHz WiFi Required, 15 Amp, UL Certified, 4-Pack , White User Manual of Product 2: Kasa Smart Plug Power Strip by TP-Link KP303 - Surge...


lang:en score:21 filesize: 2.51 M page_count: 34 document date: 2021-09-18



[Troubleshooting TP-Link Smart Plugs and Switches: Appliance Control Issues](#)

Learn how to troubleshoot TP-Link smart plugs and smart switches that fail to turn connected appliances on or off. Includes steps for switches and plugs, model compatibility, and support contact.


lang:en score:18 filesize: 93.02 K page_count: 2 document date: 2021-04-13



[TP-Link Smart Home Integration Driver for Control4](#)

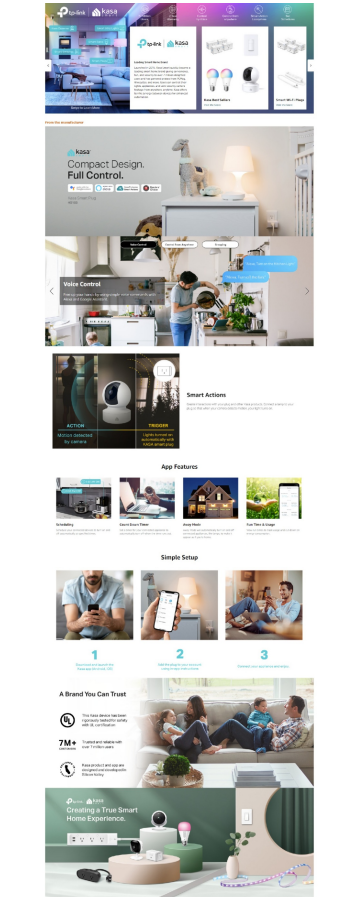
Installation and usage guide for the Chowmain driver enabling TP-Link Kasa and Tapo smart devices integration with Control4 systems. Covers setup, features, troubleshooting, and licensing for smart bulbs, plugs, switches, and more.

lang:no score:17 filesize: 534.27 K page_count: 43 document date: 2025-05-20



[Greenworks GW 24V Hedge Trimmer Operator Manual](#)

Comprehensive operator manual for the Greenworks GW 24V Hedge Trimmer (Model HTG329, P0802434-02), covering safety, operation, maintenance, and specifications.
lang:en score:17 filesize: 2.4 M page_count: 30 document date: 2021-09-18



[pdf]

Wi Fi Plug Better1 Better Products For Living Amazon Kasa Smart HS103P4 Home Outlet Works wi
amazon better1 2022 06 quot |||

...

lang:en score:15 filesize: 734.65 K page_count: 0 document date: 0000-00-00