

MEETION GM21

Meetion GM21 Polychrome RGB Gaming Mouse User Manual

MODEL: MT-GM21

[Introduction](#) [Features](#) [Setup](#) [Operation](#) [Maintenance](#) [Troubleshooting](#) [Specifications](#) [Warranty](#)
& Support

1. Introduction

This manual provides instructions for the Meetion GM21 Polychrome RGB Gaming Mouse. Please read this manual thoroughly before using the product to ensure proper setup, operation, and maintenance. Retain this manual for future reference.

2. Key Features

- Wired USB Connectivity
- Optical Movement Detection
- Adjustable DPI up to 4800
- Polychrome RGB Lighting
- 6 Buttons (Left, Right, Scroll Wheel, Forward, Backward, DPI)
- Ergonomic Design
- Compatible with PC (Windows operating systems)

3. Package Contents

Ensure all items are present in the package:

- Meetion GM21 Polychrome RGB Gaming Mouse
- User Manual (this document)

4. Setup

Follow these steps to set up your Meetion GM21 Gaming Mouse:

1. **Connect the Mouse:** Locate an available USB port on your computer (PC or Laptop). Insert the USB connector of the Meetion GM21 mouse into the USB port.
2. **Driver Installation:** The mouse is plug-and-play. Your operating system (Windows) will automatically detect and install the necessary drivers. No additional software installation is typically required for basic functionality.
3. **Verify Functionality:** Once connected, the mouse's RGB lighting should illuminate, and the cursor should respond to movement.



Image: The Meetion GM21 Polychrome RGB Gaming Mouse, showcasing its design and wired USB connection.



Image: A top-down view of the Meetion GM21 mouse, highlighting its chromatic RGB lighting effects.

5. Operating Instructions

The Meetion GM21 mouse features 6 buttons for enhanced control during gaming and general use.

5.1 Button Functions

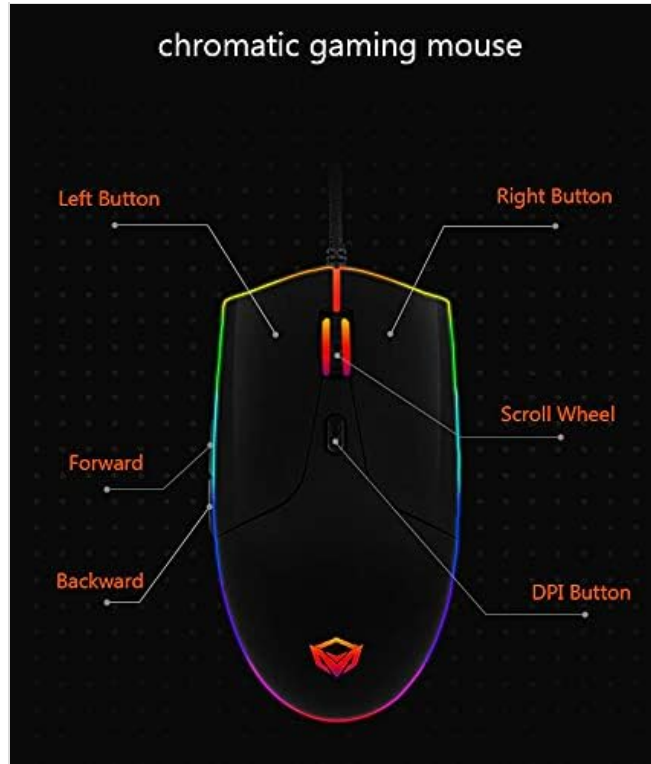


Image: A diagram illustrating the location and labels of the six buttons on the Meetion GM21 gaming mouse.

- **Left Button:** Primary click function.
- **Right Button:** Secondary click function (context menu).
- **Scroll Wheel:** Scrolls content up or down. Can also be pressed for a middle-click function.
- **Forward Button:** Navigates forward in web browsers or file explorers.
- **Backward Button:** Navigates backward in web browsers or file explorers.
- **DPI Button:** Adjusts the mouse sensitivity (DPI).

5.2 DPI Adjustment

The DPI (Dots Per Inch) button allows you to change the sensitivity of the mouse cursor. Press the DPI button located behind the scroll wheel to cycle through different DPI settings. The GM21 supports DPI settings up to 4800 DPI, allowing for precise control or rapid movement as needed.



Image: An illustration highlighting the 4800 DPI sensor capability of the Meetion GM21 mouse, showing a range from 200 DPI to 4800 DPI.

5.3 RGB Lighting

The Meetion GM21 features polychrome RGB lighting. The lighting effects are pre-set and cycle automatically. There is no active software or button control for adjusting the RGB lighting patterns or colors directly on the mouse.



Image: A close-up view of the Meetion GM21 mouse, emphasizing its vibrant polychrome RGB lighting along the sides and scroll wheel.

6. Maintenance

To ensure the longevity and optimal performance of your Meetion GM21 Gaming Mouse, follow these

maintenance guidelines:

- **Cleaning:** Use a soft, dry cloth to wipe the surface of the mouse. For stubborn dirt, slightly dampen the cloth with water or a mild cleaning solution. Avoid using harsh chemicals or abrasive materials.
- **Sensor Cleaning:** Occasionally inspect the optical sensor on the underside of the mouse for dust or debris. Use a cotton swab or compressed air to gently clean the sensor area.
- **Storage:** When not in use, store the mouse in a clean, dry environment away from extreme temperatures and direct sunlight.
- **Cable Care:** Avoid sharply bending or twisting the mouse cable to prevent internal damage.

7. Troubleshooting

If you encounter issues with your Meetion GM21 Gaming Mouse, refer to the following common problems and solutions:

Problem	Possible Cause	Solution
Mouse not responding	Loose USB connection, faulty USB port, driver issue.	<ul style="list-style-type: none">• Ensure the USB cable is securely plugged into the computer.• Try plugging the mouse into a different USB port.• Restart your computer.• Check Device Manager in Windows for any mouse-related errors.
Cursor movement is erratic or jumpy	Dirty optical sensor, unsuitable mouse pad surface.	<ul style="list-style-type: none">• Clean the optical sensor on the underside of the mouse.• Use the mouse on a clean, opaque, non-reflective surface or a dedicated mouse pad.
DPI button not changing sensitivity	Button malfunction, temporary software glitch.	<ul style="list-style-type: none">• Ensure the mouse is properly connected.• Try restarting your computer.• If the issue persists, the button may be faulty.
RGB lighting not working	Power issue, internal fault.	<ul style="list-style-type: none">• Ensure the mouse is receiving power (connected to a working USB port).• If the mouse functions otherwise, the lighting component may have an internal fault.

8. Specifications

Brand	MEETION
Model Number	MT-GM21
Connectivity Type	Wired (USB)
Movement Detection	Optical

DPI Range	Up to 4800 DPI
Number of Buttons	6
Hand Orientation	Ambidextrous
RGB Lighting	Polychrome RGB
Hardware Platform	PC
Operating System	Windows
Product Dimensions	12 x 6.4 x 6 cm
Item Weight	145 g
Color	Black

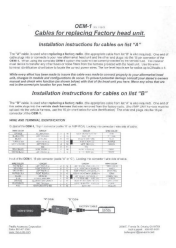



9. Warranty and Support

Meetion products are designed and manufactured to the highest quality standards. For information regarding warranty coverage, please refer to the warranty card included with your purchase or visit the official Meetion website. Keep your proof of purchase for warranty claims.

For technical support or further assistance, please contact your local retailer or the Meetion customer service department. Contact details can typically be found on the product packaging or the official Meetion website.

© 2023 MEETION. All rights reserved. Specifications are subject to change without notice.

Related Documents - GM21

	<p>PAC OEM-1 & ROEM-GM21: Factory Head Unit & Amplifier Installation Guides</p> <p>Comprehensive installation instructions and wiring diagrams for PAC OEM-1 and ROEM-GM21 interfaces, enabling replacement of factory head units and amplifiers in select GM vehicles with Delco/Bose systems.</p>
	<p>Meetion DirectorC Ergonomic Keyboard and Vertical Mouse User Manual</p> <p>User manual for the Meetion DirectorC ergonomic keyboard and USB vertical mouse, covering features, setup, usage guidelines, compliance, precautions, and technical support.</p>
	<p>Meetion MT-C4130 Wireless Keyboard and Mouse Combo User Manual</p> <p>User guide for the Meetion MT-C4130 wireless keyboard and mouse combo, detailing setup, function keys, and usage instructions for optimal performance.</p>
	<p>Meetion BTM010R Ergonomic Vertical Mouse User Manual</p> <p>User manual for the Meetion BTM010R right-handed ergonomic vertical mouse, covering 2.4G and Bluetooth connectivity, technical specifications, and compatibility.</p>



[MEETION GW40Pro Wireless Gaming Mouse User Manual](#)

Official user manual for the MEETION GW40Pro Wireless Gaming Mouse, detailing setup, features, specifications, and connectivity options (2.4G, Bluetooth, Wired).



[MEETION GW40 Wireless Gaming Mouse User Manual](#)

Official user manual for the MEETION GW40 Wireless Gaming Mouse, detailing button descriptions, connection modes (2.4G, Bluetooth, wired), technical specifications, charging instructions, and warranty information.