

## Manuals+

[Q & A](#) | [Deep Search](#) | [Upload](#)

manuals.plus /

› [Jaybird](#) /

› [Jaybird Vista True Wireless Sport Earbuds Instruction Manual](#)

**Jaybird 985-000865**

# Jaybird Vista True Wireless Sport Earbuds Instruction Manual

**Brand:** Jaybird | **Model:** 985-000865

## INTRODUCTION

The Jaybird Vista True Wireless Sport Earbuds are engineered for active lifestyles, offering a secure fit, durable construction, and high-quality audio performance. Designed to withstand challenging environments, these earbuds provide extended battery life and customizable sound profiles for an optimized listening experience.



Figure 1: Jaybird Vista True Wireless Sport Earbuds.

## WHAT'S IN THE BOX

Your Jaybird Vista package includes the following items:

- Jaybird Vista True Wireless Earbuds
- Compact Charging Case
- USB-C Charging Cable
- Multiple Sizes of Interchangeable Ear Gels (integrated ear tips and fins)
- Quick Start Guide and Documentation



Figure 2: All items included in the Jaybird Vista package.

## SETUP

### Initial Pairing

1. Ensure the earbuds are in the charging case and the case is charged.
2. Open the charging case. The LED indicator on the case will begin to flash white, indicating pairing mode.
3. On your audio device (smartphone, tablet, etc.), navigate to the Bluetooth settings.
4. Select "Jaybird Vista" from the list of available devices to complete the pairing process.

### Jaybird App Installation

For full customization and advanced features, download the Jaybird App from your device's app store (iOS or Android). The app allows you to:

- Customize sound profiles with a parametric EQ.
- Adjust button controls.
- Access the "Find My Buds" feature.
- Manage auto-off settings.



Figure 3: Customize your sound profile using the Jaybird App's custom EQ.

## OPERATING INSTRUCTIONS

### Basic Controls

The Jaybird Vista earbuds feature physical buttons for control. These controls are customizable via the Jaybird App.

- **Single Press:** Default for Play/Pause. Can be customized for Google Assistant or custom functions.
- **Double Press:** Default for Next Track. Can be customized for Google Assistant or custom functions.
- **Press & Hold:** Default for Power Off. Can be customized for Volume Up (Right bud) / Volume Down (Left bud).

### Power On/Off

- **Power On:** Remove earbuds from the charging case. They will automatically power on and connect to the last paired device.
- **Power Off:** Place earbuds back into the charging case and close the lid. They will automatically power off. Alternatively, use the customizable Press & Hold function.

### Call Management

Calls can be managed using the earbud controls:

- **Answer/End Call:** Single press on either earbud.
- **Reject Call:** Press and hold on either earbud.

## Voice Assistant

Access your device's voice assistant (e.g., Google Assistant, Siri) by customizing the earbud controls in the Jaybird App.

## COMFORT AND FIT

The Jaybird Vista earbuds are designed for a secure, weightless, and ultra-comfortable fit, essential for active use. They come with three sizes of interchangeable ear gels that integrate both the ear tip and stability fin into a single piece.

- **Secure Fit:** Choose the ear gel size that provides the snuggest fit without discomfort. This ensures the earbuds stay in place during intense workouts.
- **Weightless Design:** The compact and lightweight design minimizes ear fatigue during extended wear.




Figure 4: Earbud showing a secure and comfortable fit.

## DURABILITY AND WATER RESISTANCE

The Jaybird Vista earbuds feature EARTHPROOF IPX7 construction, making them fully waterproof,

crushproof, dropproof, and sweatproof. This robust design ensures they can withstand any workout, running conditions, or weather.

- **IPX7 Rating:** Protects against immersion in water up to 1 meter for 30 minutes.
- **MIL-SPEC STD810G Standards:** Meets military-grade standards for shock, dust, and drop resistance.



Figure 5: Jaybird Vista earbuds are sweat and waterproof with an IPX7 rating.

## BATTERY LIFE

The Jaybird Vista earbuds provide extended battery life to keep your music going through long sessions.

- **Earbud Playtime:** Up to 6 hours on a full charge.
- **Charging Case:** Provides an additional 10 hours of charge, totaling 16 hours of listening time.
- **Single Bud Use:** Extend total listening time to 32 hours by using one earbud at a time.
- **Quick Charge:** A 5-minute quick charge provides approximately 1 hour of playtime.






Figure 6: The charging case provides additional battery life for extended use.

## SOUND QUALITY

Experience premium sound quality with the Jaybird Vista's highly efficient 6mm drivers. The Jaybird App offers infinite EQ control to customize your audio experience.

- **Customizable EQ:** Fine-tune bass, mids, and highs to match your personal preferences or choose from community presets.
- **Passive Noise Cancellation:** The secure in-ear fit provides effective passive noise isolation.

## CONNECTIVITY

The Jaybird Vista utilizes cutting-edge JBS1 true wireless Bluetooth technology for high-quality, zero-lag stereo sound and a reliable connection.

- **Bluetooth 5.0:** Ensures a stable and efficient wireless connection.
- **Independent Bud Use:** Each earbud can be used independently, allowing for flexible listening.

## Official Product Videos

Your browser does not support the video tag.

Video 1: An overview of the Jaybird Vista True Wireless

Earbuds, showcasing their design and features. This video highlights the product's compact size and suitability for active use.

Your browser does not support the video tag.

Video 2: A brief demonstration of the Jaybird Vista True Wireless Bluetooth Sport Waterproof Earbuds, emphasizing their robust, waterproof design for sports and outdoor activities.

## MAINTENANCE

To ensure the longevity and optimal performance of your Jaybird Vista earbuds, follow these maintenance guidelines:

- **Cleaning:** Regularly wipe the earbuds and charging case with a soft, dry, lint-free cloth. For ear gels, remove them and clean with mild soap and water, then dry thoroughly before reattaching.
- **Storage:** Store the earbuds in their charging case when not in use to protect them and keep them charged. Avoid extreme temperatures.
- **Charging Port:** Keep the USB-C charging port free of dust and debris.

## TROUBLESHOOTING

If you encounter issues with your Jaybird Vista earbuds, try the following steps:

- **No Sound/Connection:** Ensure earbuds are charged and within Bluetooth range of your device. Re-pair the earbuds by placing them in the case, closing the lid, then opening it to re-enter pairing mode.
- **Fit Issues:** Experiment with different ear gel sizes to find the most secure and comfortable fit. An improper fit can affect sound quality and stability.
- **App Not Responding:** Close and restart the Jaybird App. Ensure your device's Bluetooth is enabled and the earbuds are connected.
- **Reset:** If problems persist, consult the Quick Start Guide for instructions on performing a factory reset.

## SPECIFICATIONS






Feature	Detail
Model Name	Jaybird VISTA
Item Model Number	985-000865
Connectivity Technology	Bluetooth 5.0
Water Resistance Level	IPX7 (Water Resistant)
Battery Life (Earbuds)	6 Hours
Additional Charge (Case)	10 Hours
Audio Driver Type	Dynamic Driver
Audio Driver Size	6 Millimeters
Frequency Response	20Hz - 20kHz

Feature	Detail
Control Method	App, Button
Item Weight	0.212 ounces (6 Grams)
Product Dimensions	5 x 1.9 x 7.2 inches
Material	Plastic
Color	Black
UPC	097855144676

## WARRANTY AND SUPPORT

For warranty information, technical support, or to access additional resources, please visit the official Jaybird support website or refer to the documentation included in your product package. Keep your proof of purchase for warranty claims.

## Related Documents - 985-000865

	<a href="#">Jaybird Vista 2 User Manual</a> User manual for the Jaybird Vista 2 true wireless sport earbuds, covering setup, controls, app features, and maintenance.
	<a href="#">Jaybird Vista 2 User Manual: Features, Setup, and Troubleshooting</a> Comprehensive user manual for the Jaybird Vista 2 wireless earbuds, covering setup, features like ANC and SurroundSense, charging, controls, app usage, specifications, and troubleshooting.
	<a href="#">Manual del Usuario Jaybird Vista 2: Guía Completa</a> Descubre cómo usar tus auriculares inalámbricos Jaybird Vista 2 con este manual de usuario detallado. Aprende sobre configuración, controles, la aplicación Jaybird, carga, especificaciones y más.
	<a href="#">Jaybird Vista Wireless Earbuds User Manual</a> Comprehensive user manual for the Jaybird Vista wireless earbuds, covering setup, features, controls, app usage, troubleshooting, and care.
	<a href="#">Jaybird Vista 2 Bedienungsanleitung: Ihr Leitfaden für kabellose Kopfhörer</a> Umfassende Anleitung für die Jaybird Vista 2 kabellosen Kopfhörer. Erfahren Sie alles über Einrichtung, Funktionen, die Jaybird App, Robustheit, Akkulaufzeit und Fehlerbehebung für ein optimales Audioerlebnis.





**VISTA 2**  
QUICK START GUIDE  
GUIDE DE DÉMARRAGE RAPIDE

[Jaybird Vista 2 Quick Start Guide](#)

A comprehensive quick start guide for the Jaybird Vista 2 wireless earbuds, covering setup, fitting, controls, water resistance, care, and support. Includes instructions in English, French, Spanish, and Portuguese.