

Ruvati RVH7433

Ruvati RVH7433 33-inch Undermount Stainless Steel Kitchen Sink Instruction Manual

Model: RVH7433 | Brand: Ruvati

1. PRODUCT OVERVIEW

The Ruvati RVH7433 is a premium 33-inch undermount kitchen sink crafted from 16 gauge T-304 grade stainless steel. Designed for durability and ease of use, this single-bowl sink features a commercial-grade brushed finish, soundproofing, and gently rounded corners for optimal cleaning. This manual provides essential information for installation, operation, and maintenance to ensure long-lasting performance.




Image: The Ruvati RVH7433 sink seamlessly integrated into a kitchen countertop, showcasing its spacious single bowl design and brushed stainless steel finish.

2. KEY FEATURES

- **16 Gauge T-304 Stainless Steel:** Constructed from premium 18/10 Chromium/Nickel stainless steel, ensuring resistance to rust and stains.
- **Commercial-Grade Brushed Finish:** Designed for easy cleaning, long-lasting appearance, and effective hiding of scratches, complementing kitchen appliances.
- **Sound Proof Coating:** Heavy-duty thick rubber padding minimizes noise from dishes and reduces condensation buildup.
- **Gently Rounded Corners:** Optimized for easy cleaning and maintenance.
- **Undermount Installation:** Provides a sleek, integrated look with the countertop.
- **Decorative Drain Cover:** Conceals the drain while allowing water and waste to flow freely.
- **Protective Bottom Grid:** Made of stainless steel, this grid protects the sink bottom from impacts and scratches, and facilitates water drainage.

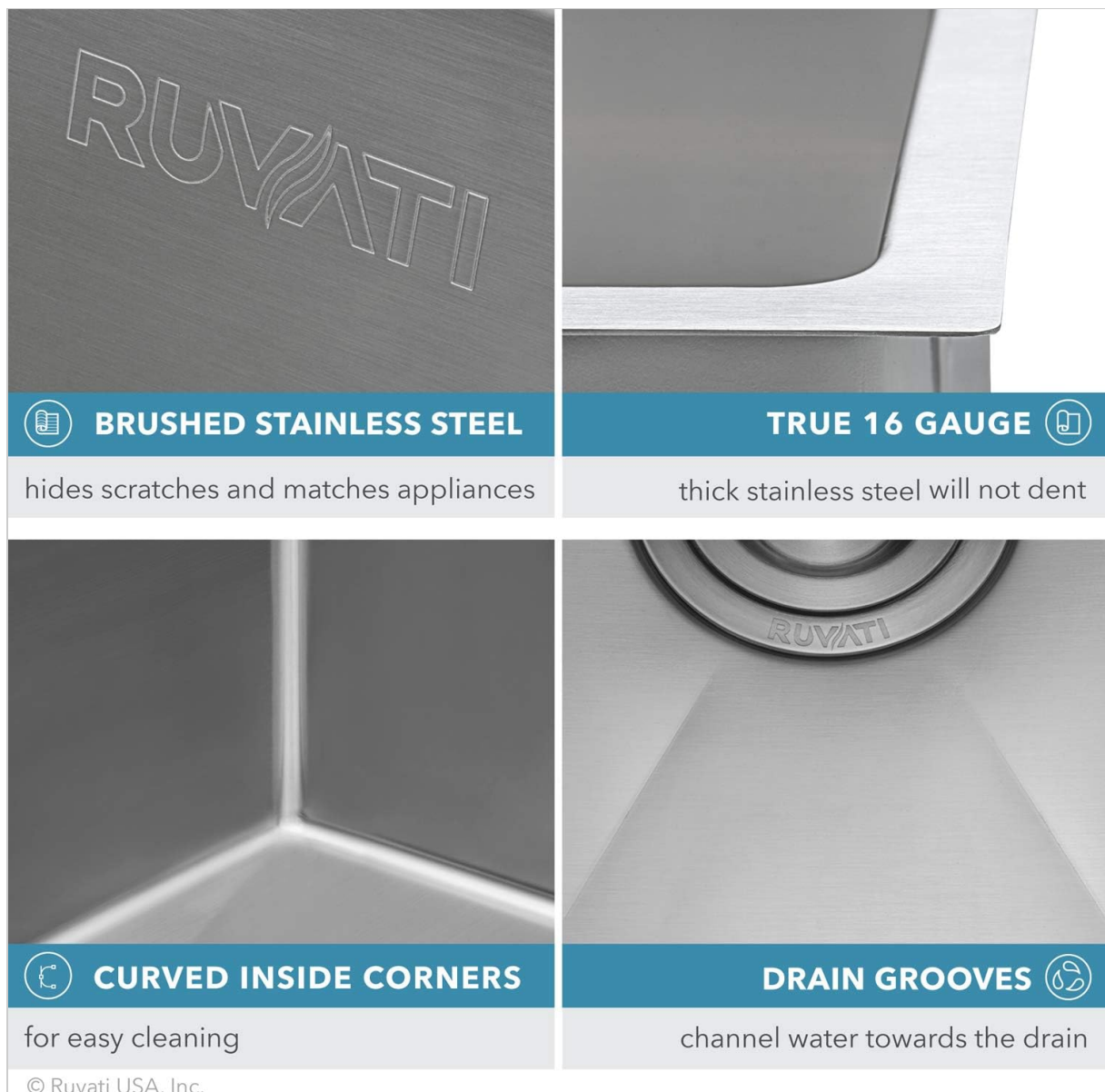


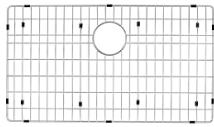
Image: Detailed view highlighting the sink's brushed stainless steel finish, true 16 gauge construction, curved inside corners for easy cleaning, and drain grooves for efficient water flow.

3. INCLUDED COMPONENTS

The Ruvati RVH7433 sink package includes the following items:

- Sink unit (RVH7433)
- Rinse Grid (RVA67433)
- Basket Strainer Drain Assembly (RVA1025)
- Decorative Drain Cover (RVA1035)
- Cut-out Template
- Mounting Brackets (RVA11031)

BUILT FOR MODERN LIFE



Bottom Grate



Basket Strainer



RU VATI

Image: Visual representation of the Ruvati RVH7433 sink and all accessories provided in the box, including the rinse grid, basket strainer, decorative drain cover, cut-out template, and mounting clips.

4. SPECIFICATIONS

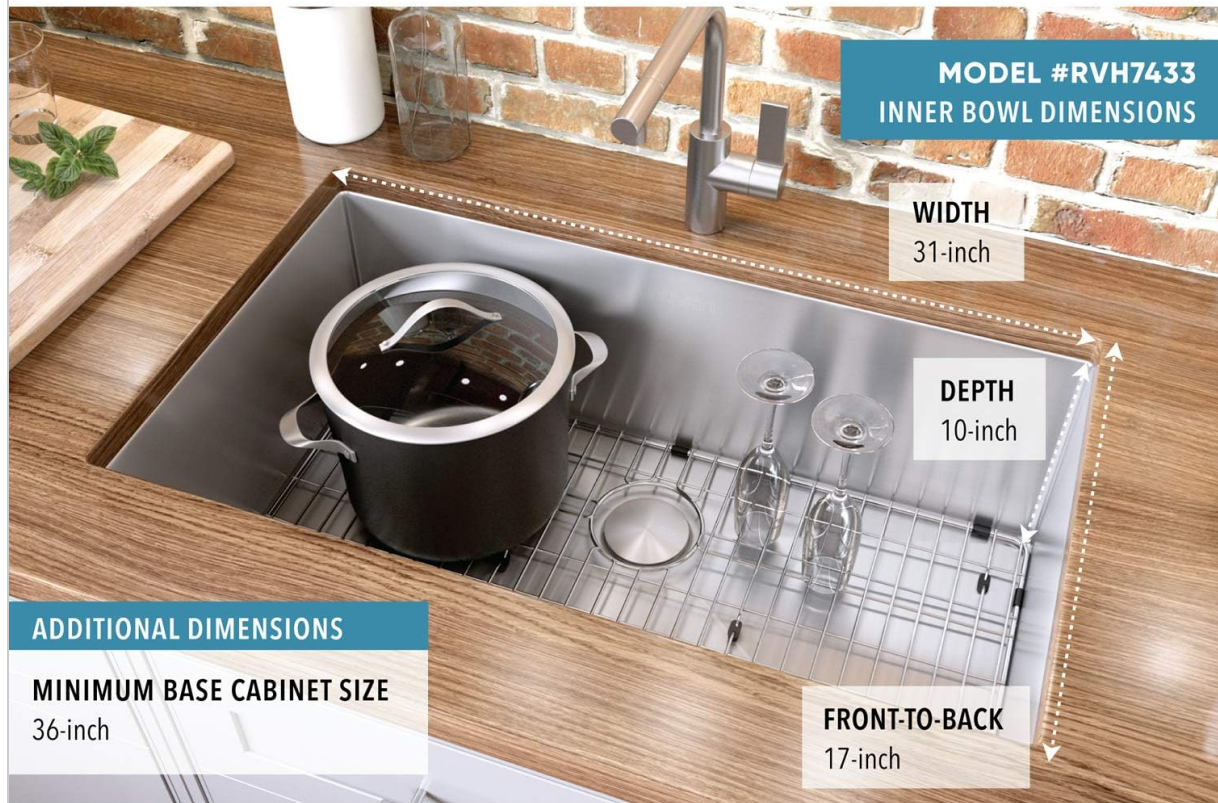
Brand	Ruvati
Model Number	RVH7433
Material	T-304 Grade Stainless Steel (18/10 Chromium/Nickel)
Gauge	16 Gauge
Finish Type	Brushed Stainless Steel
Installation Type	Undermount
Exterior Dimensions	33" (wide) x 19" (front-to-back)
Interior Bowl Dimensions	31" (wide) x 17" (front-to-back) x 10" (bowl depth)
Minimum Base Cabinet Size	36"
Drain Opening	3.5" (Standard for garbage disposals)
Item Weight	39 pounds
Certifications	cUPC compliant and approved by IAPMO



LARGE DEEP BOWL

RU VATI®

10-inch deep bowl and large rectangular shape gives you ample space for stacking dishes and cleaning large pots and pans.



www.ruvati.com

© Ruvati USA, Inc.

Image: A visual representation of the Ruvati RVH7433 sink with key dimensions highlighted, including interior bowl width, depth, and overall bowl depth, along with the recommended minimum base cabinet size.

5. INSTALLATION INSTRUCTIONS

5.1 Countertop Cut-out

Use the provided cut-out template (Model # RVH7300 RVH7630) to mark the opening on your countertop. This template is designed for undermount installation. Ensure the template is aligned for the desired reveal (positive, negative, or flush) as per your preference. Detailed instructions are included with the sink.

1. Cut out your countertop using the provided template.
2. Determine the placement of clip brackets and attach clip brackets to the countertop.
3. Apply a bead of silicone evenly along the edge on the underside of the countertop.
4. Position and align the sink over the opening. Press the sink onto the silicone seal.
5. Re-check alignment and tighten the mounting clips.
6. Remove any excess silicone.

CAUTION: Sink edges may be sharp. Handle with caution. Sink should only be installed by a professional with proper tools.

5.2 Drain Assembly

The sink includes a 3.5" drain opening, compatible with any standard garbage disposal. The included basket strainer drain assembly is for standard plumbing. If using a garbage disposal, utilize the flange that comes with your garbage disposal unit.



Image: Close-up of the Ruvati sink's drain, featuring the decorative drain cover that hides the drain opening while allowing water to pass through.

6. OPERATING THE SINK

The Ruvati RVH7433 sink is designed for everyday kitchen tasks. Its large single bowl provides ample space for washing large pots, pans, and baking sheets. The included rinse grid elevates items from the sink bottom, protecting the surface and allowing for better drainage.

6.1 Using the Rinse Grid

Place the stainless steel rinse grid at the bottom of the sink. This accessory serves multiple purposes:

- **Surface Protection:** Prevents scratches and dents from heavy cookware.
- **Improved Drainage:** Keeps dishes and food items elevated, allowing water to drain freely and preventing standing water.
- **Food Preparation:** Can be used to wash fruits and vegetables, keeping them off the sink bottom.



Image: The Ruvati sink interior showing the stainless steel rinse grid in place, protecting the sink bottom and facilitating drainage.

6.2 Drain Cover and Strainer

The basket strainer effectively catches food debris, preventing clogs. The decorative drain cover can be placed over the strainer for a cleaner aesthetic when the sink is not in active use, or removed for full drainage.

Your browser does not support the video tag.

Video: An official Ruvati video showcasing the features and functionality of Ruvati Gravena Kitchen Sinks, including the drain system and overall design.

7. MAINTENANCE AND CARE

To maintain the appearance and longevity of your Ruvati stainless steel sink, follow these care instructions:

- **Daily Cleaning:** Wipe the sink with a soft cloth and mild soap or a stainless steel cleaner after each use. Rinse thoroughly with water and dry to prevent water spots.
- **Avoid Abrasives:** Do not use abrasive cleaners, steel wool, or scouring pads, as these can scratch the brushed finish.
- **Prevent Stains:** Avoid leaving acidic foods (e.g., citrus, tomatoes) or harsh chemicals (e.g., bleach) in contact with the sink surface for extended periods. Rinse immediately if contact occurs.
- **Rinse Grid Care:** Regularly clean the rinse grid to prevent food buildup. It is dishwasher safe for convenience.
- **Hard Water:** In areas with hard water, use a solution of vinegar and water to remove mineral deposits, then rinse and dry.

8. TROUBLESHOOTING

Here are some common issues and their solutions:

- **Water Spots:** Caused by mineral deposits from hard water. Wipe the sink dry after each use. For existing spots, use a vinegar and water solution, then rinse and dry.
- **Scratches:** Stainless steel can scratch. The commercial-grade brushed finish is designed to hide minor scratches. Deeper scratches may require professional refinishing. Using the included rinse grid helps prevent scratches.
- **Slow Drainage:** Check the basket strainer for food debris. Ensure the drain pipe is not clogged. If issues persist,

consult a plumber.

- **Rust Spots:** While T-304 stainless steel is rust-resistant, rust spots can occur if ferrous materials (e.g., cast iron pans, steel wool fragments) are left in the sink and react with moisture. Remove immediately and clean with a non-abrasive stainless steel cleaner.

9. WARRANTY AND SUPPORT

The Ruvati RVH7433 sink is covered by a **Ruvati Limited Lifetime Warranty**. This warranty covers defects in material and workmanship under normal use. For detailed terms and conditions, or to initiate a warranty claim, please refer to the warranty information provided with your product or visit the official Ruvati website.

For customer support, technical assistance, or to purchase replacement parts, please contact Ruvati USA directly. Contact information can typically be found on the Ruvati website or in the documentation included with your sink.

You can visit the Ruvati store for more products and information: [Ruvati Store](#)