

Manuals+

[Q & A](#) | [Deep Search](#) | [Upload](#)

[manuals.plus](#) /

› [One For All](#) /

› [One For All Streamer Remote \(New, in Retail Packaging\) – Controls up to 3 Devices - \(IR\) - Control Your Streamer Box, TV and Sound bar – Learning Feature - Backlit Keys - Black – URC7935](#)

One For All URC7935

One For All Streamer Remote (URC7935) Instruction Manual

Model: URC7935 | Brand: One For All

1. INTRODUCTION

The One For All Streamer Remote (URC7935) is designed to simplify your home entertainment experience by controlling up to three devices: your streaming box, TV, and soundbar. This universal remote features a convenient key layout, backlit keys, and a learning function to customize its operation. It aims to replace multiple remotes with a single, intuitive device.

2. Box Contents

- One For All Streamer Remote (URC7935)
- User Guide / Code List

Note: 4 AAA batteries are required and are not included in the box.





Figure 2.1: Product packaging showing the remote and its box.

3. SETUP

3.1 Battery Installation

The remote requires 4 AAA batteries. To install, remove the battery cover on the back of the remote, insert the batteries according to the polarity indicators (+/-), and then replace the cover securely.







Figure 3.1: Front view of the One For All Streamer Remote.

3.2 Initial Device Setup (SimpleSet)

The remote can be set up using the SimpleSet feature or by copying functions from your original remote. For SimpleSet, refer to the included User Guide for specific codes for your TV, streaming box, and soundbar brands. The remote's color ring will indicate which device it is currently controlling.

3.3 Learning Feature

The learning feature allows you to copy functions directly from your original remote controls. This is useful for customizing buttons or adding functions not covered by SimpleSet codes. Consult the User Guide for detailed instructions on using the learning feature.

Video 3.1: Official overview of the URC7935 Streamer remote, demonstrating its features and setup process.

4. OPERATING INSTRUCTIONS

4.1 General Controls

The remote features dedicated buttons for TV power, global power (for all controlled devices), input selection, back, and home. The central OK button is surrounded by a four-way rocker for menu navigation. Media controls (play/pause, fast forward, rewind) and volume controls (up, down, mute) are also prominently placed.





Figure 4.1: The remote's central ring illuminates in different colors to indicate the active device.

4.2 Shortcut Buttons

Four quick-access keys are available for popular streaming services: Netflix, Amazon Prime Video, YouTube, and a customizable button. These allow for one-button access to your favorite platforms.

4.3 Color Ring Feedback

The color ring around the OK button indicates which device you are currently controlling. You can use the pre-programmed device colors or select your own preferred colors for each device.





Figure 4.2: Remote with green light, indicating a different device is active.







Figure 4.3: Remote with yellow light, indicating another active device.





Figure 4.4: Remote with orange light, indicating yet another active device.





Figure 4.5: Remote with red light, indicating a final active device color option.

5. COMPATIBILITY

The One For All Streamer Remote is compatible with a wide range of streaming devices, TVs, and soundbars. It works with Apple TV, Xbox One/360, Roku TV (Express, Premiere, Ultra Series), and many more. It is guaranteed to work with all brands for basic TV and soundbar functions.

Note: This remote is NOT compatible with Amazon Fire TV, Chromecast, and Roku Streaming Sticks.

6. MAINTENANCE

To ensure optimal performance and longevity of your remote:

- Clean the remote regularly with a soft, dry cloth. Avoid using liquid cleaners or abrasive materials.
- Do not expose the remote to extreme temperatures, direct sunlight, or moisture.
- If the remote will not be used for an extended period, remove the batteries to prevent leakage.
- Replace batteries when the remote's response becomes sluggish or the backlight dims.

7. TROUBLESHOOTING

If you encounter issues with your One For All Streamer Remote, try the following:

- **Remote Not Responding:** Check if the batteries are correctly inserted and have sufficient charge. Replace them if necessary. Ensure there are no obstructions between the remote and the device's IR receiver.
- **Specific Buttons Not Working:** If certain buttons do not function as expected after setup, try using the learning feature to copy those specific commands from your original remote.
- **Compatibility Issues:** Double-check the compatibility list in the user guide or online. Ensure your device is not listed under non-compatible items.
- **Resetting the Remote:** If problems persist, you may need to reset the remote to its factory settings and re-perform the setup process. Refer to the user guide for specific reset instructions.






8. SPECIFICATIONS

- **Product Dimensions:** 4 x 3 x 1 inches
- **Item Weight:** 5.4 ounces
- **Item Model Number:** URC7935
- **Batteries:** 4 AAA batteries required (not included)
- **Max Number of Supported Devices:** 3
- **Color:** Black
- **Special Feature:** Universal, Backlit

9. WARRANTY & SUPPORT

For detailed warranty information and further support, please refer to the official One For All website or the comprehensive User Guide (PDF) available at: <https://manuals.plus/m/08a22ad562ac6e99692b25ffd3cae66c7267913aee44044eeb92afd1fd26c686>

Related Documents - URC7935

	<p>One For All URC7935 Streamer Remote Quick Setup Guide</p> <p>Learn how to set up and use the One For All URC7935 Streamer Remote to control your streaming box, TV, and audio devices. Features include SimpleSet, Code Setup, Learning, and customizable LED colors.</p>
	<p>One For All URC 7935 Streamer Remote Setup Guide</p> <p>A comprehensive guide to setting up and using the One For All URC 7935 Streamer Remote, including instructions for controlling TVs, streaming boxes, and audio devices, as well as customization options for the multi-colored ring and app shortcuts.</p>
	<p>One For All OFA Streamer URC 7935 Remote Control Setup Guide</p> <p>Comprehensive guide to setting up and using the One For All OFA Streamer URC 7935 universal remote control for streaming devices, TVs, and audio receivers. Includes SimpleSet, code setup, learning functions, and customization.</p>
	<p>OFA URC 7935 Streamer Remote Codelist for TVs and Audio Receivers</p> <p>Comprehensive codelist for the One For All URC 7935 streamer remote, providing codes for various TV, Streamer Box, and Sound Bar Audio Receiver brands to ensure compatibility and control.</p>
	<p>One For All URC7945 Smart Streamer Universal Remote Control Setup and Guide</p> <p>Comprehensive guide for the One For All URC7945 Smart Streamer Universal Remote Control, covering setup, key descriptions, app integration, and troubleshooting. Learn to control TVs, streaming boxes, and audio devices.</p>

[One For All Essence 8 Universal Remote Control URC1282 Setup and Operation Guide](#)