

## EarFun TW100

# EarFun Free 1S Wireless Earbuds User Manual

Model: TW100

## 1. INTRODUCTION

Thank you for choosing EarFun Free 1S Wireless Earbuds. This manual provides detailed instructions on how to set up, operate, and maintain your earbuds to ensure optimal performance and longevity. Please read this manual thoroughly before use.

## 2. WHAT'S IN THE BOX

- EarFun Free 1S Wireless Earbuds
- USB-C charging cable
- 3 sizes silicone ear tips (S, M, L)
- User Manual

## 3. PRODUCT OVERVIEW



Image: EarFun Free 1S Wireless Earbuds with their charging case, showcasing their compact design.

The EarFun Free 1S earbuds are designed for comfort and high-quality audio. Each earbud features a touch-sensitive surface for controls and an LED indicator. The charging case protects the earbuds and provides additional battery life.

## 4. SETUP

### 4.1 Charging

Before first use, fully charge both the earbuds and the charging case. Place the earbuds into the charging case, ensuring the charging contacts align. Close the lid. Connect the USB-C cable to the charging case and a power source, or place the case on a wireless charging pad.




Image: Visual representation of 30 hours total playtime, 6 hours single playtime, and 1.5 hours quick charge time for the EarFun Free 1S.



Image: Diagram highlighting the importance of clean charging contacts on both the earbuds and inside the charging case for proper charging.

## 4.2 Pairing with Your Device

1. Open the charging case. The earbuds will automatically enter pairing mode, indicated by a flashing blue light on the earbuds.
2. On your device (smartphone, tablet, etc.), enable Bluetooth.
3. Search for "EarFun Free 1S" in the list of available Bluetooth devices.
4. Select "EarFun Free 1S" to connect. Once connected, the LED indicator on the earbuds will turn off.

If pairing fails, place the earbuds back into the case, close the lid, and try again. For a new device, disconnect from the current device first.

## 4.3 Wearing the Earbuds

Choose the ear tips that provide the best seal and comfort for your ears. Insert the earbuds into your ear canal and gently twist them to secure a snug fit. A proper fit is crucial for optimal sound quality and noise isolation.

# 5. OPERATING INSTRUCTIONS

## 5.1 Basic Controls

The EarFun Free 1S earbuds feature intuitive touch controls. The specific functions can often be customized via the EarFun Audio App.

Action	Function
Single Tap (L/R)	Play/Pause, Answer/End Call

Action	Function
Double Tap (L)	Volume Down
Double Tap (R)	Volume Up
Triple Tap (L)	Previous Track
Triple Tap (R)	Next Track
Long Press (L/R, 2s)	Activate Voice Assistant, Reject Call

## 5.2 EarFun Audio App

Enhance your experience by downloading the EarFun Audio App. The app allows for personalized settings and features, including:

- Multi-EQ adjustment for customized sound profiles.
- Customizable touch controls.
- Battery level display for each earbud and the case.
- Firmware updates.
- Game Mode activation for lower latency.





Image: Screenshots of the EarFun Audio App interface, demonstrating options for personalized EQ settings and customizable touch controls.

### 5.3 Single Earbud Mode

You can use either the left or right earbud independently for calls or music. Simply take one earbud out of the case, and it will automatically connect to your device if already paired. The other earbud can remain in the case or be used later.



# SINGLE EARBUD MODE

Use either earbud for calls and music freely.



Image: A smartphone displaying a music player interface with one EarFun Free 1S earbud placed on the screen, illustrating the single earbud mode functionality.

## 5.4 Call Functions

The EarFun Free 1S features 4 built-in microphones with Environmental Noise Cancellation (ENC) technology, ensuring clear calls by minimizing background noise and focusing on your voice.

# Support EarFun Audio APP



Personalized  
EQ



Customized  
Touch Control



Firmware  
Update

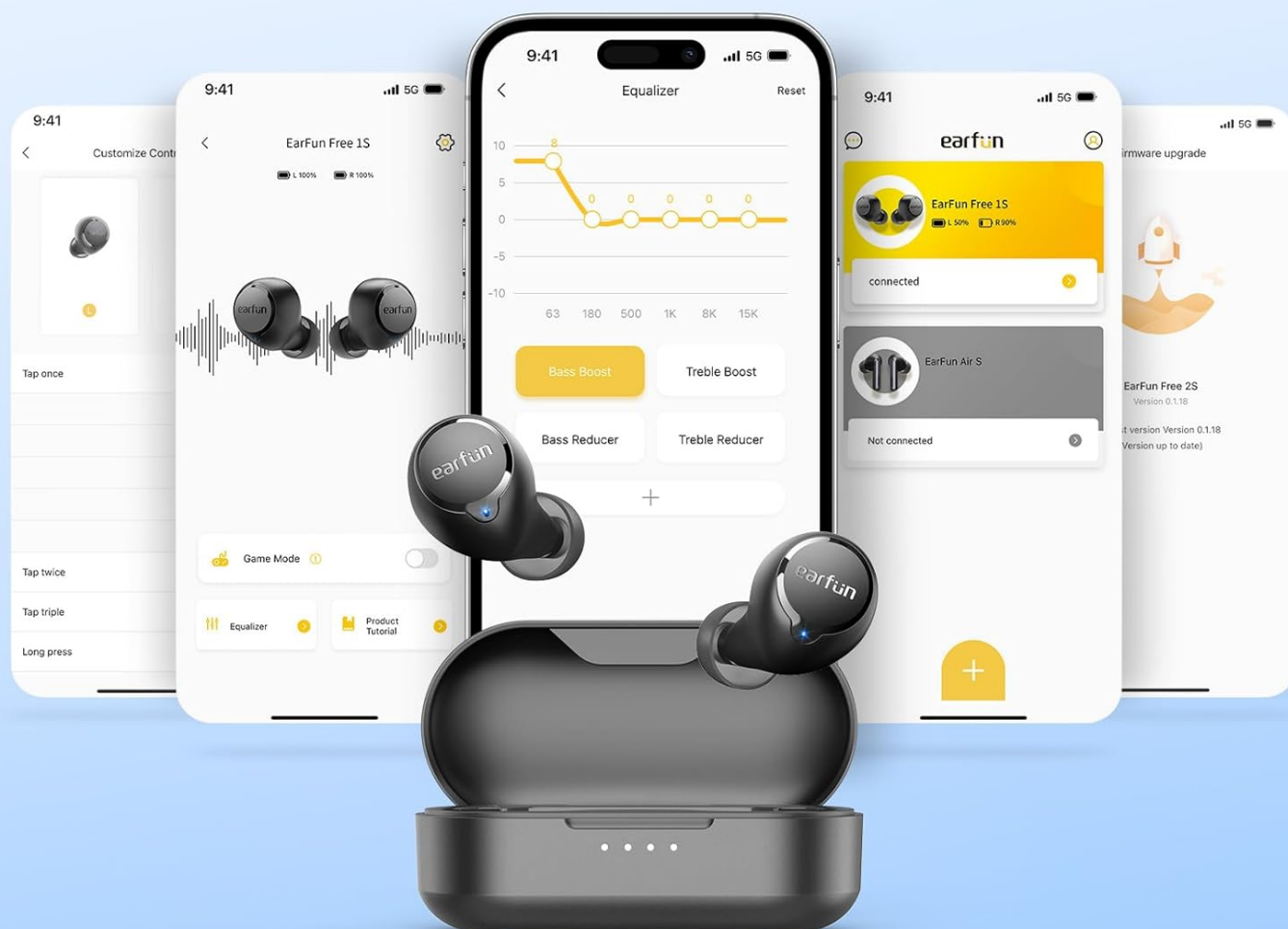


Image: A man smiling while using the EarFun Free 1S earbuds, with a graphic illustrating how the 4-mic system separates voice from noise for clear calls.

## 5.5 Game Mode

For an optimized gaming experience, activate Game Mode via the EarFun Audio App. This mode reduces audio latency, providing a more synchronized sound with on-screen action.

## 6. MAINTENANCE

### 6.1 Cleaning

Regular cleaning helps maintain sound quality and charging efficiency. Use a soft, dry, lint-free cloth to wipe the earbuds and charging case. Gently clean the charging contacts on both the earbuds and inside the case with a dry cotton swab. Do not use harsh chemicals or abrasive materials.

### 6.2 Water Resistance

The EarFun Free 1S earbuds are IPX7 waterproof, meaning they can withstand immersion in up to 1 meter of water for 30 minutes. This makes them suitable for workouts and use in light rain. However, the charging case is not waterproof. Ensure



earbuds are completely dry before placing them back into the charging case to prevent damage.



# 30H

Total Playtime

# 6H

Signal Playtime

# 1.5H

Quickly Charged

Image: EarFun Free 1S earbuds partially submerged in water, with an IPX7 rating icon, illustrating their Sweatshield™ waterproof technology.

## 7. TROUBLESHOOTING

If you encounter issues with your EarFun Free 1S earbuds, try the following solutions:

- **No Sound:** Ensure earbuds are charged, connected to your device, and volume is turned up. Check if the correct audio output is selected on your device.
- **Pairing Issues:** Turn off Bluetooth on other nearby devices. Place earbuds back in the case, close, then reopen to re-enter pairing mode. Try forgetting the device on your phone and re-pairing.
- **One Earbud Not Working:** Ensure both earbuds are charged. Try resetting the earbuds (refer to the full user manual PDF for specific reset instructions).
- **Charging Issues:** Clean the charging contacts on both earbuds and inside the case. Ensure the USB-C cable is securely connected or the wireless charging pad is properly aligned.
- **Poor Sound Quality:** Ensure ear tips provide a good seal. Clean any debris from the earbud nozzles.

For more detailed troubleshooting, please refer to the official EarFun support resources.

8. SPECIFICATIONS






Feature	Detail
Model Name	EarFun Free 1S
Item Model Number	TW100
Connectivity Technology	Wireless (Bluetooth)
Bluetooth Version	Bluetooth 5.0 (implied by product age/type)
Audio Driver Type	7mm Composite Dynamic Driver
Microphones	4 Mics with ENC Tech for Clear Call
Water Resistance Level	IPX7 (Sweatshield™ Waterproof)
Playtime (Single Charge)	Up to 6 hours
Total Playtime (with Case)	Up to 30 hours
Charging Time	1.5 hours (earbuds & case)
Charging Port	USB-C
Wireless Charging	Supported
Frequency Response	20 Hz - 20,000 Hz
Item Weight	52 Grams (total) / 1.83 ounces
Dimensions	3.15 x 1.38 x 1.18 inches

9. WARRANTY AND SUPPORT

EarFun products come with a standard warranty. For detailed warranty information, product registration, or technical support, please visit the official EarFun website or contact their customer service.

You can also refer to the official User Manual PDF for more comprehensive details:[Download User Manual \(PDF\)](#)

For additional support and product information, visit the EarFun Store: [EarFun Official Store](#)

 <p>earfun EarFun Free 1S True Wireless Earbuds</p> <p>BC</p> <p>User Manual</p>	<p><a href="#">EarFun Free 1S True Wireless Earbuds User Manual</a></p> <p>A comprehensive user manual for the EarFun Free 1S True Wireless Earbuds, detailing setup, pairing, functions, charging, troubleshooting, specifications, and safety information.</p>
 <p>earfun EarFun Free 2S True Wireless Earbuds</p> <p>BC</p> <p>User Manual</p>	<p><a href="#">EarFun Free 2S True Wireless Earbuds User Manual</a></p> <p>Comprehensive user manual for EarFun Free 2S True Wireless Earbuds, covering setup, features, functions, troubleshooting, and specifications. Learn how to pair, use the EarFun Audio app, and maintain your earbuds.</p>
 <p>earfun EarFun Free 2S True Wireless Earbuds</p> <p>BC</p> <p>User Manual</p>	<p><a href="#">EarFun Free 2S True Wireless Earbuds User Manual</a></p> <p>User manual for EarFun Free 2S True Wireless Earbuds (Model TW101), covering setup, pairing, functions, troubleshooting, specifications, and compliance information.</p>
 <p>earfun EarFun Free True Wireless Earbuds</p> <p>User Manual</p>	<p><a href="#">EarFun Free True Wireless Earbuds User Manual</a></p> <p>Comprehensive user manual for EarFun Free True Wireless Earbuds, covering setup, functions, charging, pairing, troubleshooting, and specifications. Learn how to use your wireless earbuds effectively.</p>
 <p>earfun EarFun Free True Wireless Earbuds</p> <p>User Manual</p>	<p><a href="#">EarFun Free True Wireless Earbuds User Manual and Guide</a></p> <p>Comprehensive user manual for EarFun Free True Wireless Earbuds, covering product features, specifications, pairing instructions, charging, functions, LED indicators, troubleshooting, and customer service information.</p>
<p>1. What should I do if the earbuds are not working properly?</p> <p>2. How do I charge the earbuds?</p> <p>3. How do I pair the earbuds with my device?</p> <p>4. How do I use the touch controls?</p> <p>5. How do I use the voice assistant?</p> <p>6. How do I use the earbuds for calls?</p> <p>7. How do I use the earbuds for music?</p> <p>8. How do I use the earbuds for sports?</p> <p>9. How do I use the earbuds for travel?</p> <p>10. How do I use the earbuds for gaming?</p> <p>11. How do I use the earbuds for video?</p> <p>12. How do I use the earbuds for shopping?</p> <p>13. How do I use the earbuds for work?</p> <p>14. How do I use the earbuds for school?</p> <p>15. How do I use the earbuds for health?</p> <p>16. How do I use the earbuds for entertainment?</p> <p>17. How do I use the earbuds for productivity?</p> <p>18. How do I use the earbuds for social media?</p> <p>19. How do I use the earbuds for fitness?</p> <p>20. How do I use the earbuds for business?</p>	<p><a href="#">EarFun Free Wireless Earbuds: FAQs and Troubleshooting Guide</a></p> <p>Find answers to common questions about EarFun Free wireless earbuds, including pairing, reset procedures, waterproofing, and connectivity. Get support for your Bluetooth headphones.</p>