

TECHSMARTER TSB9258

TECHSMARTER 20000mAh 30W USB-C PD Power Bank User Manual

Model: TSB9258

1. INTRODUCTION

The TECHSMARTER TSBar 20000 30W Power Bank is a high-capacity portable charger designed to keep your electronic devices powered on the go. With its 20000mAh capacity and 30W Power Delivery (PD) USB-C port, it offers rapid charging for a wide range of devices, including smartphones, tablets, and even compatible laptops.

Key features include:

- **20000mAh High Capacity:** Capable of charging most smartphones multiple times, tablets up to 3 times, and laptops up to 1.5 times.
- **30W USB-C Power Delivery:** Enables rapid charging for compatible devices like iPhones, Galaxies, iPads, and MacBooks.
- **18W USB-A Fast Charging Port:** Charges phones up to four times faster than conventional chargers.
- **Universal Compatibility:** Supports a broad range of devices including iPhones, Samsung Galaxies, iPads, Androids, MacBooks, Chromebooks, GPS devices, cameras, and more.
- **Rapid Recharge:** The power bank itself can be fully recharged in under 4 hours using a 30W USB-C PD charger (not included).
- **Travel-Friendly:** Airlines compliant for convenient travel.

2. SAFETY INFORMATION

Please read all safety warnings and instructions before using this product to ensure safe operation and prevent damage.

- Do not expose the power bank to extreme temperatures (above 60°C/140°F or below 0°C/32°F), direct sunlight, or fire.
- Avoid dropping, impacting, or disassembling the device.
- Keep away from water, moisture, and corrosive materials.
- Do not use if the power bank is damaged, swollen, or leaking.
- Keep out of reach of children.
- Dispose of the power bank according to local regulations; do not dispose of with household waste.

- Use only certified charging cables and adapters.

3. PACKAGE CONTENTS

Verify that all items are present in your package:

- TECHSMARTER TSBar 20000 30W Power Bank
- USB-C to USB-C Cable
- USB-A to Micro-USB Cable
- User Guide (this manual)

4. PRODUCT OVERVIEW

Familiarize yourself with the components of your TECHSMARTER Power Bank.



Figure 4.1: Front view of the TECHSMARTER Power Bank, showing the LED indicator lights.

High-Speed Charging

30W INPUT



Figure 4.2: End view of the power bank, illustrating the USB-A output ports and the USB-C input/output port.

LED Indicator Lights:

The power bank features LED lights to indicate the remaining battery level:

- **4 LEDs:** 75% - 100% charged
- **3 LEDs:** 50% - 75% charged
- **2 LEDs:** 25% - 50% charged
- **1 LED:** 0% - 25% charged (recharge soon)

5. SETUP

5.1 Initial Charging of the Power Bank

Before first use, it is recommended to fully charge your power bank. To recharge the TSBar 20000:

1. Connect the provided USB-C to USB-C cable to the power bank's USB-C port.

2. Connect the other end of the USB-C cable to a 30W Power Delivery wall charger (not included).
3. The LED indicator lights will illuminate to show charging progress. All four LEDs will be solid when fully charged.

A full recharge takes approximately 4 hours with a 30W PD charger.




Figure 5.1: Recharging the power bank using a USB-C PD charger.

6. OPERATING INSTRUCTIONS

6.1 Charging Your Devices

The TSBar 20000 offers multiple output ports for charging various devices:

- **USB-C PD Port (30W Output):** For fast charging compatible devices like iPhones (8 and later), Samsung Galaxies, iPads, and MacBooks. Use a USB-C to USB-C cable or a USB-C to Lightning cable (not included).
- **USB-A Ports (18W Output):** For fast charging other smartphones and devices. Use a standard USB-A charging cable appropriate for your device.

1. Connect one end of your device's charging cable to the appropriate port on the power bank (USB-C or USB-A).

2. Connect the other end of the cable to your device.
3. The power bank will automatically begin charging your device. The LED indicators will show the remaining power.



Figure 6.1: Charging a MacBook using the power bank's USB-C PD port.

TS⁺ 18W Fast Charge

Charge smartphone battery 54% in 35 minutes
Fully compatible with QC2.0/3.0 devices



Figure 6.2: The power bank can charge multiple devices concurrently using its various output ports.

6.2 Checking Battery Level

To check the remaining battery level of the power bank, simply press the power button (if present, or it might automatically show when a device is connected). The illuminated LEDs will indicate the charge level as described in Section 4.

7. MAINTENANCE

Proper care and maintenance will extend the lifespan of your power bank.

- **Cleaning:** Use a soft, dry cloth to clean the surface of the power bank. Do not use liquid cleaners or aerosols.
- **Storage:** Store the power bank in a cool, dry place away from direct sunlight and extreme temperatures. If storing for extended periods, charge the power bank to approximately 50-75% every 3 months to maintain battery health.
- **Avoid Over-Discharging:** Do not allow the power bank to completely drain its battery frequently, as this can reduce its overall lifespan.

8. TROUBLESHOOTING

Problem	Possible Cause	Solution
Power bank not charging devices.	Power bank battery is depleted. Cable is faulty or not properly connected. Device is not compatible or requires specific charging protocol.	Recharge the power bank. Ensure cables are securely connected and try a different cable. Verify device compatibility and ensure correct port is used (e.g., USB-C PD for laptops).
Power bank not recharging.	Charging cable or wall adapter is faulty. Wall adapter does not meet power bank's input requirements (e.g., not 30W PD).	Try a different USB-C cable and a different wall adapter. Ensure the wall adapter is a 30W Power Delivery charger for optimal charging speed.
Slow charging.	Using a non-fast charging port or cable. Device does not support fast charging.	Ensure you are using the USB-C PD port or the 18W USB-A port with a compatible cable. Confirm your device supports fast charging protocols (PD, QC).
USB port feels loose or has popped in.	Physical damage to the port.	Discontinue use of the damaged port. Contact customer support for warranty information.
Power button stuck or unresponsive.	Physical damage or internal malfunction.	Contact customer support for assistance.

9. SPECIFICATIONS

Feature	Detail
Model Number	TSB9258
Battery Capacity	20000mAh
USB-C PD Input	30W Max (requires 30W PD charger)
USB-C PD Output	30W Max
USB-A Output	18W Max (Quick Charge compatible)
Dimensions	6.69 x 2.48 x 0.83 inches
Weight	10 ounces
Battery Type	Lithium Ion
Color	Black

10. WARRANTY AND SUPPORT





TECHSMARTER provides a **One Year Warranty** for this product. This warranty covers manufacturing defects and issues arising from normal use.

For technical support, warranty claims, or any questions regarding your TSBar 20000 Power Bank, please contact TECHSMARTER customer service. Refer to the contact information provided on the official TECHSMARTER website or

product packaging for the most up-to-date support channels.

Note: Damage caused by misuse, unauthorized modification, or failure to follow instructions is not covered under warranty.

Related Documents - TSB9258

	<p>TECHSMARTER MagBoost Portable Charger 10K Kickstand - TSB4270 User Manual</p> <p>Detailed information on the TECHSMARTER MagBoost Portable Charger 10K Kickstand (Model TSB4270). This 10000mAh power bank features wireless fast charging, USB-C and USB outputs, and a built-in kickstand. Includes product description, specifications, instructions for use, important safety warnings, and FCC compliance statement.</p>
	<p>Techsmarter TSB7600 Wireless Power Bank User Guide</p> <p>User guide for the Techsmarter TSB7600 12000mAh wireless power bank, detailing specifications, charging instructions, wireless charging, accessories, and FCC compliance.</p>
	<p>TECHSMARTER TSW1000 110W Multi-Port Charging Station with Wireless Charging - User Manual</p> <p>Comprehensive user manual for the TECHSMARTER TSW1000, a 110W multi-port charging station featuring USB-C PD 3.0, USB-A QC 3.0, and a detachable wireless Qi charger. Includes operation, features, specifications, and compliance information.</p>
	<p>TechSmarter MagBoost Portable Charger 20K User Manual</p> <p>User manual for the TechSmarter MagBoost Portable Charger 20K (TSB4350), detailing features, specifications, usage, and warranty information.</p>