

## TecTake 800355

# TecTake Garden Furniture Set 800355 Instruction Manual

Model: 800355 | Brand: TecTake

[Safety Information](#)   [Product Overview](#)   [Setup](#)   [Operating](#)  
[Instructions](#)   [Maintenance](#)   [Troubleshooting](#)   [Specifications](#)   [Warranty & Support](#)

## 1. SAFETY INFORMATION

This section contains important safety guidelines. Please read carefully before assembly and use.

- Do not exceed the maximum load capacity of the chairs or table.
- Exercise caution with sharp edges or heavy parts during assembly to prevent injury.
- Follow all assembly instructions precisely to ensure stability and safety of the furniture.
- Keep children and pets away from the assembly area.
- Ensure all screws and fasteners are tightened securely before use. Periodically check and re-tighten as needed.
- Do not stand on the table or chairs.
- Avoid placing hot items directly on the glass table surface without protection.
- In strong winds, secure or store the furniture to prevent damage or injury.

## 2. PRODUCT OVERVIEW

The TecTake Garden Furniture Set 800355 is a 7-piece outdoor dining and relaxation solution designed for versatility and durability. It includes a robust table with safety glass tops and six foldable, reclining chairs.

### 2.1 Key Features

- **7-Piece Set:** Includes 1 table and 6 chairs.
- **Adjustable Chairs:** Chairs feature 8-position reclining backrests for personalized comfort.
- **Foldable Design:** Chairs are foldable for easy storage and transport.
- **Durable Construction:** Aluminum-coated steel frame ensures resistance to weather and rust.
- **Safety Glass Table:** Table features two safety glass panels, known for impact resistance.
- **Breathable Fabric:** Chairs are made with textilene fabric, which is breathable, water-repellent, and quick-drying.
- **Weather Resistant:** Designed to withstand outdoor elements.

## 2.2 Components

The set comprises the following main components:

- 1 x Dining Table with 2 Safety Glass Panels
- 6 x Foldable Reclining Chairs
- Assembly Material (screws, tools if provided)
- Assembly Instructions



Image 1: Complete TecTake Garden Furniture Set 800355. This image displays the full 7-piece set, including the rectangular table with its dark glass top and six matching anthracite-colored chairs, all featuring a sleek aluminum-coated frame.

## 3. SETUP AND ASSEMBLY

The TecTake Garden Furniture Set requires assembly. Detailed instructions are provided within the product packaging. Please follow these instructions carefully to ensure correct and safe assembly.

1. **Unpack Components:** Carefully remove all parts from the packaging. Check against the parts list in the provided manual to ensure all components are present and undamaged.

- 2. **Prepare Workspace:** Choose a clean, flat, and spacious area for assembly. Lay down a protective sheet to prevent scratches to the furniture or floor.
- 3. **Assemble Table:** Follow the step-by-step instructions for assembling the table frame. Securely attach the legs and any crossbars. Once the frame is stable, carefully place the safety glass panels into position.
- 4. **Assemble Chairs (if required):** The chairs are often pre-assembled or require minimal setup. If assembly is needed, follow the specific instructions for attaching armrests or other components.
- 5. **Tighten Fasteners:** Ensure all screws, bolts, and fasteners are fully tightened. Do not overtighten, but ensure a firm connection.
- 6. **Final Check:** Before first use, gently shake each piece of furniture to confirm stability. Re-tighten any loose connections.

*Note: The chairs are designed to be foldable and may arrive in a folded state. Unfold them carefully according to the instructions.*

tectake  
garden

Detalles del producto

MEDIDAS

Medidas por silla  
55 x 73 x 105 cm

Medidas plegada  
55 x 22 x 85,5 cm

Superficie del asiento  
42 x 43,5 cm

Respaldo  
42 x 62,5 cm

Altura del asiento  
40 - 43 cm

Medidas mesa  
150 x 90 x 73 cm

DATOS TÉCNICOS

Capacidad de carga por silla 120 kg  
Capacidad de carga mesa 25 kg  
Peso por silla aprox. 3,5 kg  
Peso mesa aprox. 21 kg  
Material aluminio revestido en polvo, 100% poliéster, cloruro de polivinilo, cristal

CONTENIDO

Mesa con 2 tableros de cristal  
6 sillas  
Material de montaje  
Instrucciones de montaje

The diagram shows a square table with four chairs. The table dimensions are 150 cm by 90 cm with a height of 73 cm. The chairs have a seat height of 40-43 cm, a seat width of 42 cm and depth of 43.5 cm, and a backrest height of 42 cm and width of 62.5 cm. The chair's footprint is 55 cm by 73 cm, and the total height is 105 cm. The table legs are 67 cm high.

Las medidas son aproximadas

Image 2: Product dimensions and components. This diagram illustrates the approximate measurements of the table and chairs, along with a list of technical data and included contents, aiding in setup planning.

## 4. OPERATING INSTRUCTIONS

### 4.1 Using the Reclining Chairs

The chairs in your TecTake garden furniture set feature an 8-position reclining backrest for optimal comfort.

1. **To Recline:** While seated, gently lift the armrests slightly. Lean back to the desired position. The backrest will lock into one of the 8 available positions.
2. **To Return Upright:** Lift the armrests slightly and lean forward. The backrest will move to the most upright position.
3. **Folding the Chairs:** To fold a chair for storage or transport, ensure the backrest is in the fully upright position. Then, push the seat upwards and fold the backrest forward until the chair collapses into a compact form.



## Diseño FUNCIONAL

Además de la función de plegado suave para facilitar el transporte y el almacenamiento, las sillas ganan puntos con sus respaldos ajustables en 8 niveles.



Image 3: Chair reclining function. This image highlights the ergonomic design and the 8-level adjustable backrest of the chairs, demonstrating how they can be positioned for comfort.

### 4.2 Using the Table

The table is designed for outdoor dining and general use. Its safety glass panels are robust but should be handled with care.

- Ensure the table is placed on a flat, stable surface.
- Avoid dragging the table, as this can damage the legs or frame. Lift it when moving.
- Do not place excessively heavy objects on the glass panels.
- Use coasters or placemats for hot dishes to protect the glass surface.

## 5. MAINTENANCE AND CARE

Proper maintenance will extend the life and appearance of your TecTake garden furniture set.

### 5.1 Cleaning

- **Frame (Aluminum-coated steel):** Wipe with a soft cloth dampened with mild soap and water. Rinse thoroughly with clean water and dry completely to prevent water spots. Avoid abrasive cleaners or harsh chemicals.
- **Glass Tabletop:** Clean with a standard glass cleaner and a soft, lint-free cloth. For stubborn marks, use a mixture of vinegar and water.
- **Textilene Fabric (Chairs):** The breathable and water-repellent textilene fabric can be cleaned with a soft brush or sponge, mild soap, and water. Rinse well and allow to air dry. Do not use bleach or harsh detergents.

### 5.2 Storage

- During periods of non-use, especially in harsh weather conditions (heavy rain, snow, extreme temperatures), it is recommended to store the furniture indoors or cover it with a protective outdoor furniture cover.
- The foldable chairs are designed for compact storage.
- If storing outdoors, ensure the furniture is dry to prevent mold or mildew growth.

### 5.3 General Care

- Periodically check all screws and connections and tighten them if necessary.
- Avoid exposing the furniture to prolonged direct sunlight or extreme heat, which can cause fading or material degradation over time.
- Protect the furniture from scratches and impacts.



## RESISTENTE A LA intemperie




Image 4: Weather resistance features. This image demonstrates the furniture's resilience against rain and sun, highlighting its durable aluminum structure and rust-resistant screws, crucial for outdoor longevity.

## 6. TROUBLESHOOTING

This section addresses common issues you might encounter with your garden furniture set.

### 6.1 Instability

- **Issue:** Table or chairs wobble.
- **Solution:**
  - a. Ensure the furniture is placed on a flat, even surface.
  - b. Check all assembly screws and bolts. Tighten any that are loose.
  - c. For the table, some models include adjustable leveling feet. Adjust these to compensate for uneven ground.

## 6.2 Difficulty Folding/Reclining Chairs

- **Issue:** Chair mechanism feels stiff or doesn't move smoothly.
- **Solution:**
  - a. Ensure no debris or foreign objects are obstructing the moving parts.
  - b. Apply a silicone-based lubricant (avoid oil-based lubricants as they can attract dirt) to the pivot points and hinges.
  - c. Ensure the chair is fully upright before attempting to fold.

## 6.3 Scratches on Glass Tabletop

- **Issue:** Minor scratches appear on the glass.
- **Solution:** While safety glass is robust, it can still scratch. Use placemats and coasters to prevent future scratches. For existing minor scratches, specialized glass scratch repair kits may offer some improvement, but deep scratches may require professional attention or glass replacement.

# 7. PRODUCT SPECIFICATIONS

Feature	Detail
Model Number	800355
Brand	TecTake
Set Name	Garden Furniture Set
Color	Anthracite
Materials	Metal (Aluminum-coated steel), Plastic, Glass (Safety Glass), 100% Polyester (Textilene)
Chair Dimensions (unfolded)	55 cm (W) x 73 cm (D) x 105 cm (H)
Chair Dimensions (folded)	55 cm (W) x 22 cm (D) x 85.5 cm (H)
Seat Surface	42 cm x 43.5 cm
Backrest Dimensions	42 cm x 62.5 cm
Seat Height	40 - 43 cm
Table Dimensions	150 cm (L) x 90 cm (W) x 73 cm (H)
Max. Load Capacity per Chair	120 kg
Max. Load Capacity Table	25 kg
Chair Weight (approx.)	3.5 kg

Feature	Detail
Table Weight (approx.)	21 kg
Assembly Instructions	Provided and easy to follow

*Note: All measurements are approximate.*

## 8. WARRANTY AND SUPPORT

For warranty information, product support, or to inquire about replacement parts, please contact TecTake customer service directly. Refer to the contact details provided in your product packaging or visit the official TecTake website.




When contacting support, please have your model number (800355) and purchase date available.

[Visit the TecTake Brand Store on Amazon](#)

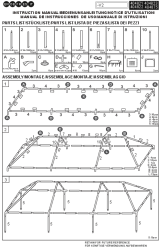
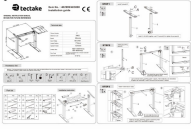

© 2023 TecTake. All rights reserved.

This manual is for informational purposes only. TecTake reserves the right to make changes to the product without prior notice.

### Related Documents - 800355

	<p><a href="#">TecTake Rattan Garden Furniture Assembly Instructions</a></p> <p>Comprehensive assembly instructions for TecTake rattan garden furniture sets, including a detailed parts list and step-by-step visual guidance. Model numbers: 403696, 403697, 403880, 403881.</p>
	<p><a href="#">TecTake 402756 Home Gym Assembly and Exercise Guide</a></p> <p>Instruction manual for the TecTake 402756 home gym, covering assembly, safety precautions, and exercise guidance. Includes preparation tips and warm-up/cool-down routines.</p>
	<p><a href="#">TecTake 400777 Semi-Automatic Washing Machine User Manual and Instructions</a></p> <p>This user manual provides comprehensive instructions for the TecTake 400777 semi-automatic washing machine, covering installation, operation, safety guidelines, and maintenance. Learn how to effectively wash and spin your clothes with this efficient appliance.</p>



	<p><a href="#">tectake Gazebo Instruction Manual - Assembly Guide</a></p> <p>Comprehensive instruction manual for assembling and maintaining your tectake gazebo. Includes parts list, step-by-step assembly, location advice, care instructions, and contact information.</p>
	<p><a href="#">tectake Height-Adjustable Desk Frame Installation Guide</a></p> <p>Installation guide for the tectake height-adjustable desk frame (Item No. 402999/403000). Includes technical specifications, parts list, assembly steps, operation, and troubleshooting.</p>
	<p><a href="#">2-in-1 Grass Shear / Hedge Trimmers WIRELESS BATTERY LI-ION 7.2V - User Manual</a></p> <p>Comprehensive user manual for the 2-in-1 Grass Shear / Hedge Trimmers WIRELESS BATTERY LI-ION 7.2V (Model 401542). Includes technical specifications, intended use, safety warnings, operating instructions, maintenance, and troubleshooting.</p>