



Manuals.plus /

› CELLSTAR /

› CELLSTAR CS-11FH Compact Drive Recorder User Manual

CELLSTAR CS-11FH

CELLSTAR CS-11FH Compact Drive Recorder User Manual

Model: CS-11FH | Brand: CELLSTAR

INTRODUCTION

This manual provides essential information for the proper installation, operation, and maintenance of your CELLSTAR CS-11FH Compact Drive Recorder. Please read this manual thoroughly before using the product to ensure optimal performance and safety.

The CS-11FH is designed to record driving footage with features like microSD maintenance-free operation, a super capacitor for reliable recording during power interruptions, and enhanced night vision capabilities.

PRODUCT OVERVIEW

The CELLSTAR CS-11FH is a compact drive recorder featuring Full HD recording, HDR, and a night correction function. Its small size allows for discreet installation, minimizing obstruction of your view.



Image 1: Front view of the CELLSTAR CS-11FH Drive Recorder, showing the display screen with live road footage and control buttons on the side.

国内工場、一貫生産で
すべてのドライバーに
「安心」と「安全」をお届けします。

快適なクルマ社会に欠かせないのが安心感と安全性。
ドライブレコーダーなどのカーエレクトロニクス製品を
生産するセルスター工業は、時代の変化を的確に見据え
ユーザーが安心して使える製品を提供していきます。



Image 2: Angled front view of the CELLSTAR CS-11FH Drive Recorder, highlighting its compact design and lens.



Image 3: Side view of the CELLSTAR CS-11FH Drive Recorder, showing the various ports and slots, likely for power and microSD card.

SETUP AND INSTALLATION

1. **Choose an Installation Location:** Select a position on your windshield that does not obstruct your view of the road. The area behind the rearview mirror is often ideal.
2. **Clean the Windshield:** Ensure the chosen area on the windshield is clean and dry for optimal adhesion.
3. **Attach the Mounting Bracket:** Secure the adhesive mounting bracket to the cleaned windshield. Allow sufficient time for the adhesive to bond firmly.
4. **Mount the Drive Recorder:** Slide the CS-11FH onto the mounting bracket until it clicks into place.
5. **Connect Power:** Insert the DC cigarette lighter power cord into the drive recorder and then into your vehicle's cigarette lighter socket. Route the cable neatly to avoid interference with driving.
6. **Insert microSD Card:** Insert the provided 8GB microSD card into the designated slot. Ensure it is inserted correctly.
7. **Adjust Camera Angle:** Power on the device and adjust the camera lens to capture the desired view of the road ahead.



Image 4: Example of the CELLSTAR CS-11FH Drive Recorder installed on a car windshield, positioned discreetly behind the rearview mirror.

OPERATING INSTRUCTIONS

Basic Operation

- **Power On/Off:** The device automatically powers on and begins recording when the vehicle's ignition is turned on. It powers off automatically when the ignition is turned off.
- **Recording:** Continuous recording starts automatically upon power-on. Event recording (e.g., due to impact) is also automatically triggered.
- **Display:** The 1.44-inch LCD screen displays live footage and menu options.

Key Features

- **Full HD Recording:** Captures clear, high-resolution video footage.
- **HDR (High Dynamic Range):** Improves video quality in challenging lighting conditions, reducing overexposure and underexposure.
- **Night Correction Function:** Enhances visibility and recording clarity in low-light environments.
- **Digital Zoom:** Allows for up to 4x digital zoom to clearly identify distant objects in recorded footage.
- **Custom Recording Settings:** Adjust brightness, contrast, and other parameters for optimal recording

quality and duration.

録画画質にこだわったセルスターのドライブレコーダー




こだわり 1 フルハイビジョン撮影 フルハイビジョン撮影だからよりくっきりとした高画質な映像を記録できます。	こだわり 2 HDR [ハイダイナミック] 搭載 HDRによる画像合成技術により、急激な明るさの変化が発生しても白とびや黒つぶれを低減して録画します。	フルハイビジョン 
こだわり 3 夜間補正機能搭載 夜間補正により暗い場所でも見やすく録画することができます。	こだわり 4 デジタルズーム 最大4倍のデジタルズーム機能搭載で、遠くのものまではっきりと確認することができます。	HDR オン オフ 
こだわり 5 選べる録画画質、細かい設定ができる 高画質、長時間の他、明るさやコントラストなどの細かい設定が可能なカスタムがあります。		デジタルズーム ×4 ×2 

Image 5: Visual representation of the CS-11FH's key features, including Full HD recording, HDR, night correction, and digital zoom capabilities.

Reliable Recording with Super Capacitor

The CS-11FH is equipped with a super capacitor. This feature ensures that even if the power cable is disconnected due to an impact from an accident, the device will continue to operate long enough to properly save the recorded footage, preventing missed recordings.

スーパーキャパシタ搭載

電源ケーブルが外れても安心!

事故の衝撃で電源ケーブルが外れてしまっても録画画像を正常に保存するまでは動作するので、撮り逃しを防ぎます。

※スーパーキャパシタ:蓄電能力を持つコンデンサ、高温に強く安全性が高い。

Image 6: Explanation of the Super Capacitor feature, highlighting its role in ensuring continuous recording and data saving during unexpected power loss.

Parking Mode (Optional)

The Parking Mode feature monitors and records events such as vandalism or impacts while your vehicle is parked. It can record for up to 12 hours when the engine is off (ACC). An optional constant power cord (GDO-10 or GDO-24) is required to use this function.

- **Timer Function:** Set the power supply duration from 0 to 12 hours. Power supply automatically turns off after the set time.
- **Voltage Monitoring Function:** If the voltage drops below a set level, the power supply automatically turns off to protect the battery.

パーキングモードを搭載

駐車中の車上荒らしやイタズラをしっかりと監視・記録します。

エンジンのOFF (ACC) で最大12時間録画するパーキングモードを搭載しています。

■ 駐車中にイベント発生した場合、パーキングモード解除時に音声でお知らせ

<バッテリーを保護>

■ タイマー機能によって電源供給する時間を0、1~12時間まで任意設定できます。設定時間を超えると自動的に電源供給がオフになります。

■ 電圧監視機能によって設定した電圧を下回ると自動的に電源供給がオフになり、バッテリーを保護します。

※ パーキングモード機能を使うには、オプションの常時電源コードGDO-10もしくはGDO-24が必要です。



時電源コードGDO-10



Image 7: Illustration of the Parking Mode feature, showing the drive recorder monitoring a parked vehicle and the optional power cord (GDO-10).

MAINTENANCE

microSD Card Maintenance-Free Function

The CS-11FH utilizes a unique file system that prevents file fragmentation on the microSD card during recording. This significantly reduces the occurrence of recording data errors and eliminates the need for regular manual formatting of the microSD card.

- **Note:** Depending on changes to recording quality settings or the condition of the microSD card, formatting may occasionally be required.
- **New microSD Cards:** Always format a newly purchased microSD card before its first use with the device.

microSD メンテナンスフリー

特許出願中

設定した録画画質によってmicroSDカードにセルスター独自のファイルシステムが適応されます。このファイルシステムでは、microSDカードに記録する際に発生してしまうファイルの断片化を無くし、録画データのエラー発生率を低減することができ、これにより定期的なフォーマットが不要となります。

※ 録画画質設定の変更や、microSDカードの状態によっては、フォーマットが必要となります。

※ 付属のmicroSDカードは、工場出荷時の録画画質設定で適応済みです。

※ 新規購入したmicroSDカードは使用前に必ずフォーマットが必要となります。

Image 8: Explanation of the microSD maintenance-free function, detailing how it prevents file fragmentation and reduces the need for frequent formatting.

General Care

- Keep the device clean by wiping it with a soft, dry cloth.
- Avoid exposing the device to extreme temperatures or direct sunlight for prolonged periods.
- Ensure the power cable is securely connected during operation.

TROUBLESHOOTING

Problem	Possible Cause / Solution
Device does not power on.	Check if the power cable is securely connected to both the device and the vehicle's cigarette lighter socket. Ensure the vehicle's ignition is on. Verify the vehicle's cigarette lighter socket is functioning.
Recording errors or corrupted files.	Although the device has a maintenance-free function, the microSD card may still require occasional formatting if issues persist. Try using a different, high-quality microSD card.
Poor video quality (e.g., blurry, dark).	Clean the camera lens. Adjust recording settings (brightness, contrast) in the device menu. Ensure the camera angle is correctly set.
Parking Mode not activating.	Confirm that the optional constant power cord (GDO-10 or GDO-24) is correctly installed. Check Parking Mode settings in the device menu.

SPECIFICATIONS

Feature	Detail
Brand	CELLSTAR
Model Name	CS-11FH
Product Dimensions (D x W x H)	22 x 71 x 43 mm
Product Weight	60 g
Resolution	Full HD (2 million pixels)
Screen Size	1.44 inches
Display Type	LCD
Mounting Type	Adhesive
Included Components	DC cigarette cord, 8GB microSD card, User Manual
Special Features	microSD Maintenance-Free, Super Capacitor, HDR, Night Correction, Parking Mode (optional)

WARRANTY AND SUPPORT

Warranty Information

The CELLSTAR CS-11FH Drive Recorder comes with a **3-year manufacturer's warranty**. This warranty covers defects in materials and workmanship under normal use. Please retain your proof of purchase for warranty claims.

CELLSTAR products are manufactured in Japan with a focus on quality and reliability, ensuring peace of mind for all drivers.

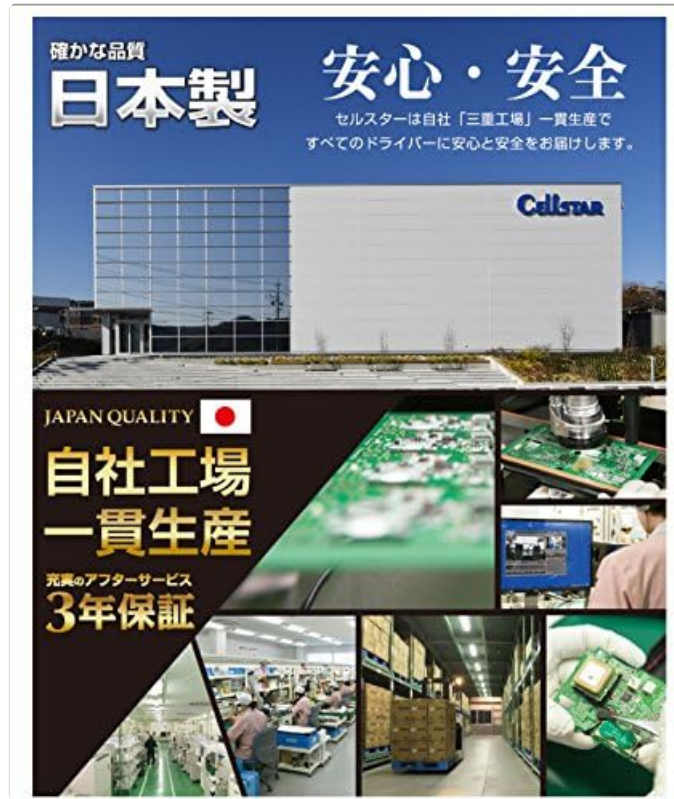


Image 9: CELLSTAR's commitment to "Japan Quality" and a 3-year warranty, highlighting their manufacturing process.

Customer Support

For technical assistance, troubleshooting, or warranty inquiries, please refer to the contact information provided in your included User Manual or visit the official CELLSTAR website.

Official CELLSTAR Store on Amazon: [CELLSTAR Store](#)