

Obbug Q13S TWS

Obbug True Wireless Earbuds User Manual

Model: Q13S TWS

Brand: Obbug

INTRODUCTION

Thank you for choosing Obbug True Wireless Earbuds. These earbuds are designed for comfort, durability, and high-quality audio, featuring an ergonomic design, IPX7 waterproof rating, and advanced Bluetooth 5.1 technology for stable connections and long battery life. This manual provides essential information for setup, operation, maintenance, and troubleshooting to ensure you get the best experience from your new earbuds.

WHAT'S IN THE BOX

- 1 x Pair of Wireless Earbuds
- 1 x Portable Charging Case
- 1 x Type-C Cable
- 4 x Ear Tips (various sizes)
- 1 x Use Manual

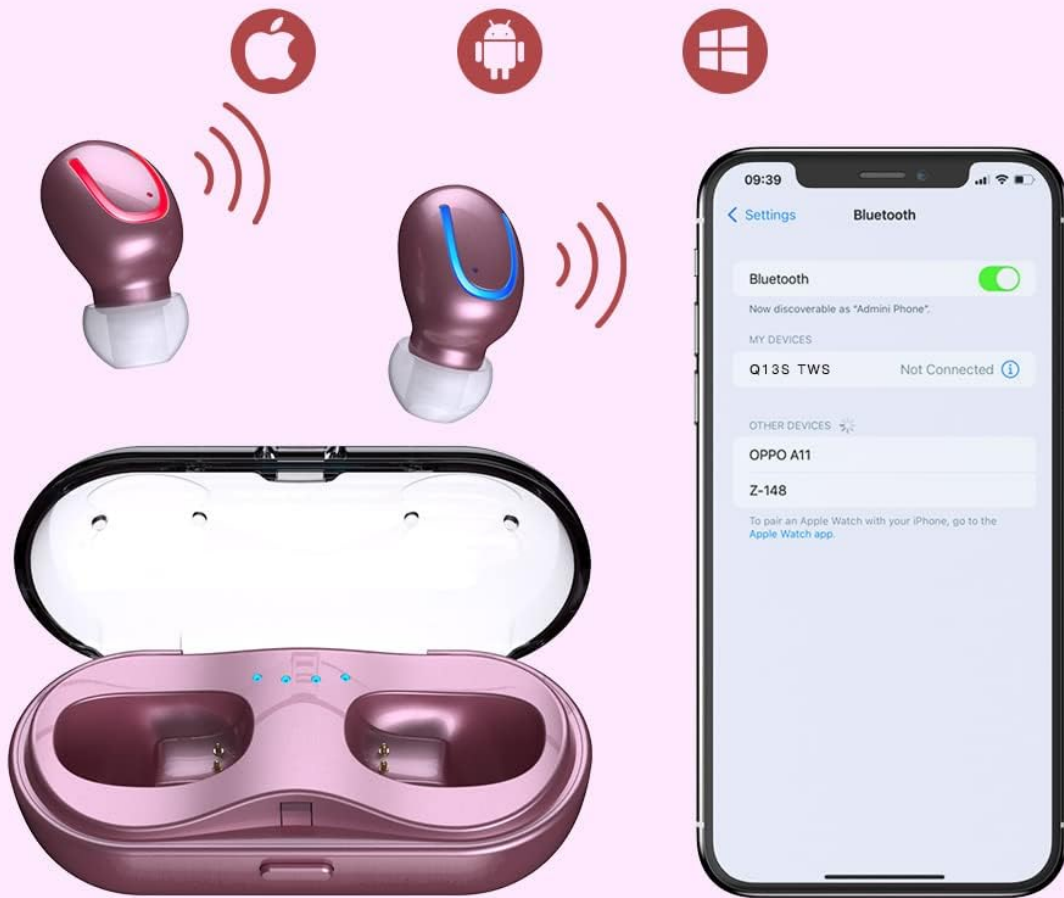
PRODUCT OVERVIEW



The Obbug True Wireless Earbuds come with a sleek, portable charging case. The earbuds feature a compact design for a comfortable and secure fit.

One Step Pair

Pick up 2 Earbuds from Charging Box Connect Bluetooth
<Q13S TWS> Compatible with iOS/Android/Windows and more



The earbuds are designed for one-step pairing, automatically connecting to your device once removed from the charging case.

Super Light-Weight Design

Mini Earbuds , SMALLER Than a Coin,Hassle-free liseing



Weighing only 4g each, these earbuds offer a super lightweight design for hassle-free listening and extended comfort.

SETUP

Charging the Earbuds

Before first use, fully charge the earbuds and the charging case. Place the earbuds into their respective slots in the charging case. The indicator lights on the case will show the charging status. Connect the Type-C cable to the charging case and a USB power source.

Long Batter Life

6Times		120H		6H
To charge the Headset		Batter Life is About		Talk Time of About

The charging case provides up to 120 hours of standby time and can fully recharge the earbuds 2-3 times, offering up to 5 hours of talk/play time per charge.

Official product video demonstrating the charging case and earbuds. This video highlights the design and charging functionality of the pink wireless earbuds.

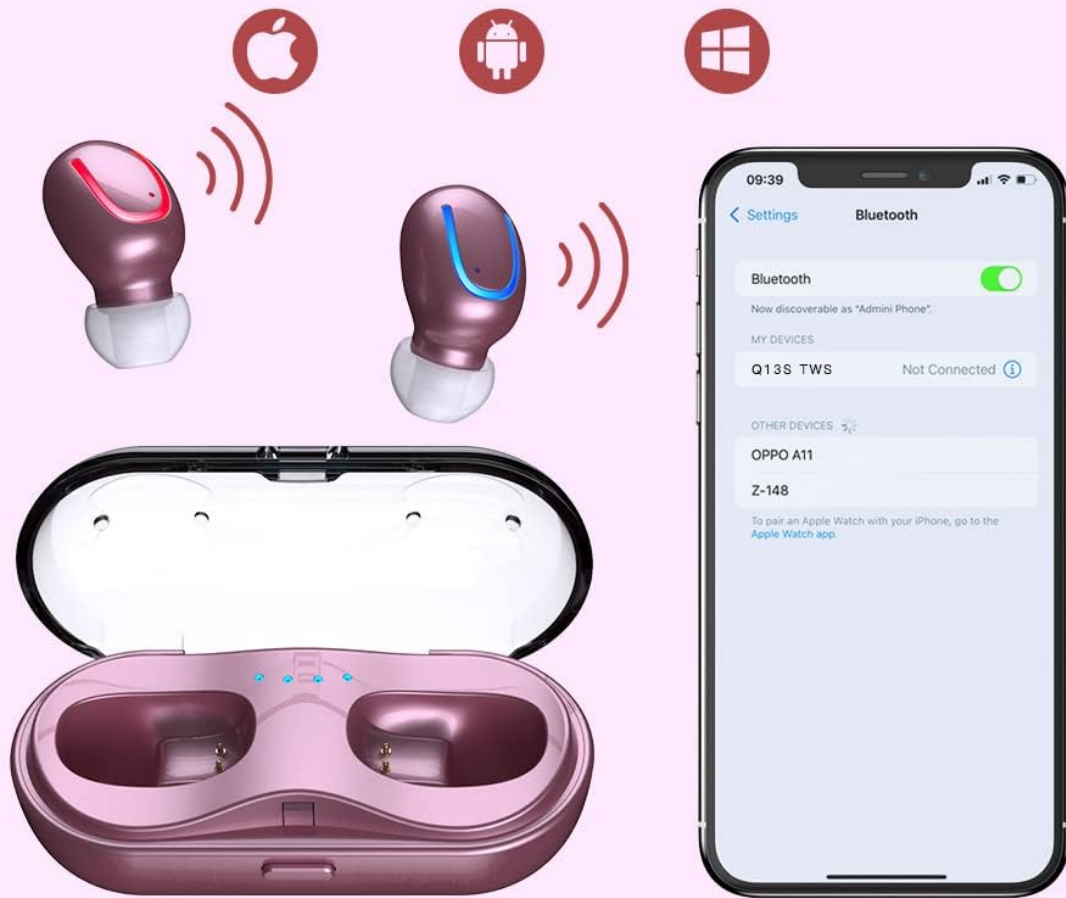
Official product video showcasing the Mini Wireless Earbuds and their TWS Bluetooth Headset Charging Case. This video provides a visual guide to the product's features and charging capabilities.

Pairing with Your Device

1. Open the charging case. The earbuds will automatically power on and enter pairing mode.
2. On your device (smartphone, tablet, etc.), enable Bluetooth.
3. Search for "Q13S TWS" in the list of available Bluetooth devices and select it to connect.
4. Once connected, you will hear a confirmation prompt, and the earbuds' indicator lights will change.

One Step Pair

Pick up 2 Earbuds from Charging Box Connect Bluetooth
<Q13S TWS> Compatible with iOS/Android/Windows and more



The earbuds offer one-step pairing, compatible with iOS, Android, and Windows devices for seamless connection.

Selecting the Right Ear Tips

The earbuds come with three different sizes of ear tips to ensure a comfortable and secure fit. Experiment with the different sizes to find the best fit for your ears. A proper fit enhances sound quality and noise isolation.

Sweatproof & IP7 Waterproof

IP7 waterproof, rain and sweat won't trouble you any more



Rainy Day



Sweat Resistance



Splashproof

The ergonomic design and lightweight nature of the earbuds ensure a snug and comfortable fit for various activities, including sports and exercise.

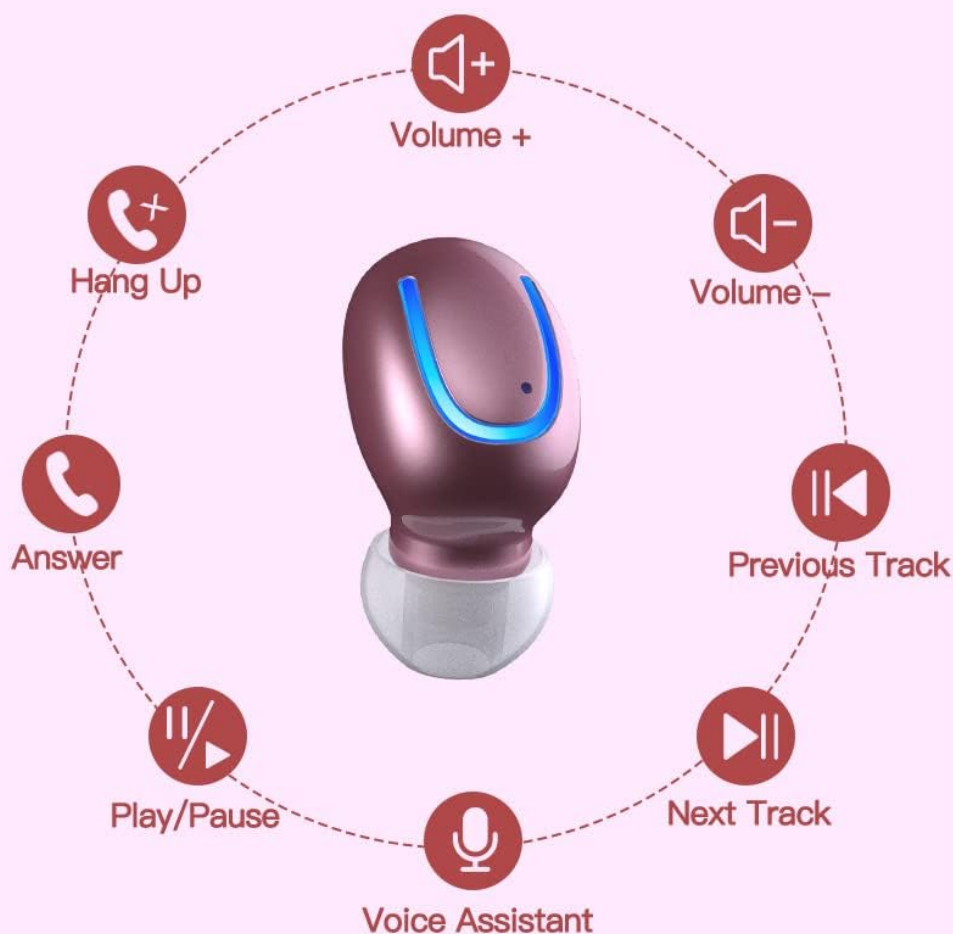
OPERATING INSTRUCTIONS

Basic Controls

The Obbug True Wireless Earbuds feature intuitive touch controls for easy management of your audio and calls.

Easy to Use

Control Music and Calls with your Finger Tap



Control your music and calls with simple finger taps on the earbuds.

Function	Action
Play/Pause	Single tap on either earbud
Volume +	Tap and hold right earbud
Volume -	Tap and hold left earbud
Next Track	Double tap right earbud
Previous Track	Double tap left earbud
Answer/End Call	Single tap on either earbud
Hang Up Call	Tap and hold on either earbud
Voice Assistant	Triple tap on either earbud

Single Earbud Mode

Both earbuds can be used independently. Simply take one earbud out of the charging case, and it will automatically connect to your device. This allows for flexible usage, such as sharing one earbud with a

friend or using one while the other charges.



Each earbud can be used independently, offering flexibility for various listening scenarios.

MAINTENANCE

Cleaning


To maintain optimal performance and hygiene, regularly clean your earbuds and charging case. Use a soft, dry, lint-free cloth to wipe down the surfaces. For ear tips, remove them and clean with a mild soap solution, then rinse thoroughly and dry completely before reattaching. Avoid using harsh chemicals or abrasive materials.

Water Resistance

The earbuds are IPX7 waterproof, meaning they can withstand heavy rain and sweat during intense workouts. This protection is ideal for sports and all-weather conditions. **Note: The charging case is not waterproof.** Avoid submerging the charging case in water.

Multip Mode

Switch Between Different Scenes



The weight is only 4g, making it more comfortable to wear



IPX7 water and sweat resistant nano-coating protects the earbuds from heavy rain or sweat during intense workouts.

TROUBLESHOOTING

- **Earbuds not pairing:** Ensure both earbuds are charged and removed from the case. Turn off and on your device's Bluetooth. If issues persist, try resetting the earbuds (refer to the full manual for specific reset instructions if available).
- **No sound or low volume:** Check the volume levels on both your device and the earbuds. Ensure the earbuds are properly seated in your ears and that the ear tips are clean and correctly sized.
- **Disconnection issues:** Ensure your device is within the 12-meter Bluetooth range. Avoid obstacles that may interfere with the signal.
- **Charging issues:** Verify the Type-C cable is securely connected to both the case and the power source. Check if the charging indicators on the case are active.
- **Microphone not working:** Ensure the earbuds are properly connected and selected as the audio input device on your phone during calls.

For further assistance, please consult the customer service for 24-hour after-sales support.

SPECIFICATIONS

Feature	Detail
Brand	Obbug
Model Name	Obbq13 / Q13S TWS
Connectivity Technology	Wireless (Bluetooth 5.1)
Water Resistance Level	IPX7 Waterproof
Battery Life (Earbuds)	Up to 5 hours talk/play time
Battery Life (with Case)	Up to 20 hours total playtime
Charging Time	Approximately 1-2 hours
Charging Case Capacity	600mAh
Control Type	Touch Control
Ear Placement	In Ear
Item Weight	0.64 Ounces
Material	Plastic
Compatible Devices	Android, iPhone, iPad, Samsung Galaxy, iPod Nano, Laptops & Tablets, etc.

WARRANTY AND SUPPORT

Obbug products are manufactured with high-quality standards. For any product-related inquiries, technical support, or warranty claims, please contact Obbug customer service. Refer to your purchase documentation for specific warranty terms and contact information.

Customer service is available for 24 hours after-sales support to assist you with any concerns or issues you may encounter.