

## Focusrite AMS-SCARLETT-4I4-3G

# Focusrite Scarlett 4i4 3rd Gen USB Audio Interface User Manual

**Brand:** Focusrite | **Model:** AMS-SCARLETT-4I4-3G

## INTRODUCTION

The Scarlett 4i4 is a versatile USB audio interface designed for musicians and producers looking to expand their recording capabilities. It offers high-fidelity, studio-quality recording and transparent playback, making it ideal for capturing microphones, instruments, synths, and drum machines simultaneously. This manual provides essential information for setting up, operating, and maintaining your Scarlett 4i4 3rd Gen interface.

## 1. SETUP

### 1.1 Unboxing and Initial Connection

Upon unboxing your Scarlett 4i4 3rd Gen, ensure all components are present. The package includes:

- Scarlett 4i4 3rd Gen Audio Interface
- 1 x USB cable (Type C-A)

Connect the Scarlett 4i4 directly to your Mac or PC using the provided USB cable. The device is bus-powered, meaning it draws power directly from your computer via the USB connection.



Figure 1: Scarlett 4i4 3rd Gen connected to a laptop, demonstrating a typical studio setup.

## 1.2 Driver Installation and Easy Start

For optimal performance, it is recommended to install the latest drivers from the official Focusrite website. The "Easy Start" online tool simplifies the setup process, guiding you through driver installation and initial configuration for recording or playback.

The Scarlett 4i4 3rd Gen is compatible with Windows and macOS operating systems.

## 2. OPERATING INSTRUCTIONS

### 2.1 Inputs and Preamps

The Scarlett 4i4 features two high-performance 3rd Gen Scarlett mic preamps, accessible via combination XLR/TRS inputs on the front panel. These preamps offer a switchable 'Air' mode, which emulates the sound of Focusrite's original ISA mic preamp, adding brightness and openness to vocal and acoustic recordings. Additionally, there are two high-headroom instrument inputs for direct connection of guitars or basses, preventing clipping and distortion. Four balanced line inputs (two on the front with gain control, two fixed-line on the back) allow for recording up to four mono sources or two stereo line-level sources like synthesizers or drum machines.



Figure 2: Front panel of the Scarlett 4i4 3rd Gen, highlighting input and control knobs.

## 2.2 Outputs and Monitoring

The interface provides four balanced outputs for monitoring and effects sends, simplifying your studio workflow. High-performance 24-bit/192kHz AD-DA converters ensure crystal-clear playback and recording quality, preserving the sonic integrity of your audio.

Virtual loopback inputs enable capturing a stereo feed of any combination of hardware input and software playback channels, useful for podcasting, live streaming, and sampling.



Figure 3: Rear panel of the Scarlett 4i4 3rd Gen, showing connectivity options.

## 2.3 Software Bundle

The Scarlett 4i4 comes with the Hitmaker Expansion, a comprehensive suite of studio tools including Antares Auto-Tune Access, Relab LX480 Essentials, Softube Marshall® Silver Jubilee 2555, XLN Audio Addictive Keys, XLN Audio Addictive Drums 2, Brainworx bx\_console Focusrite SC, and Focusrite Red Plug-In Suite. Also included are Ableton Live Lite and a three-month Avid Pro Tools Artist subscription.

## 3. MAINTENANCE

To ensure the longevity and optimal performance of your Scarlett 4i4, follow these general maintenance guidelines:

- Keep the device clean by wiping it with a soft, dry cloth. Avoid abrasive cleaners or solvents.
- Protect the interface from dust, moisture, and extreme temperatures.
- Ensure proper ventilation to prevent overheating.
- Handle all cables and connectors with care to avoid damage.

## 4. TROUBLESHOOTING

If you encounter issues with your Scarlett 4i4, consider the following common troubleshooting steps:

- **No Sound/Distorted Audio:** Check all cable connections (USB, inputs, outputs). Ensure correct drivers are installed and updated. Verify input gain levels are not clipping (indicated by red lights on the gain knobs).
- **Device Not Recognized:** Try a different USB port or cable. Reinstall drivers. Ensure your operating system is up to date.
- **Latency Issues:** Adjust buffer size settings in your Digital Audio Workstation (DAW) or Focusrite Control software. Close other applications that may be consuming system resources.

For more detailed troubleshooting, refer to the official Focusrite support resources.

## 5. SPECIFICATIONS

Feature	Detail
Item Weight	15.9 ounces
Product Dimensions	1.87 x 7.28 x 4.72 inches
Item Model Number	AMS-SCARLETT-4I4-3G
Date First Available	June 25, 2019
Body Material	Aluminum
Color Name	Red
Compatible Devices	Microphone, Keyboard, Personal Computer, Tablet, Headphone
Connector Type	USB-C
Hardware Interface	USB 2.0
Supported Software	All the Software
Mixer Channel Quantity	2
Hardware Platform	Audio Interface
Operating System	Windows, macOS
Connectivity Technology	USB
Number of Channels	4

## 6. WARRANTY AND SUPPORT

### 6.1 Warranty Information

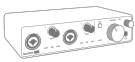
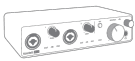




The Focusrite Scarlett 4i4 3rd Gen comes with a three-year warranty. This warranty covers repairs or replacements due to manufacturing faults, regardless of your location worldwide.

### 6.2 Further Support

For additional information, detailed guides, or technical assistance, please refer to the official User Guide PDF available online:

[Download User Guide \(PDF\)](#)

You can also visit the official Focusrite support website for FAQs and community forums.

<p><b>Scarlett 4i4</b> User Guide</p>  <p>Version 2 Focusrite www.focusrite.com</p>	<p><a href="#">Focusrite Scarlett 4i4 (3rd Gen) User Guide</a></p> <p>Official user guide for the Focusrite Scarlett 4i4 (3rd Gen) USB audio interface. Learn about setup, features, DAW integration, hardware, specifications, and troubleshooting for professional audio recording.</p>
<p><b>Scarlett 4i4</b> 用戶指南</p>  <p>SR 1.1 Focusrite www.focusrite.com</p>	<p><a href="#">Focusrite Scarlett 4i4</a> -</p> <p>Focusrite Scarlett 4i4</p> <p>DJ</p>
	<p><a href="#">Scarlett 4i4 4. generációs használati útmutató</a></p> <p>A Focusrite Scarlett 4i4 4. generációs audio interfész felhasználói útmutatója, amely részletezi a stúdióminőségű hangfelvételt, a könnyű beállítást, a Focusrite Control 2 szoftver használatát és a zenei produkcióban való integrációt.</p>
	<p><a href="#">Focusrite Scarlett 4i4 4th Gen User Guide: Studio Audio Interface for Music Creators</a></p> <p>Comprehensive user guide for the Focusrite Scarlett 4i4 4th Gen audio interface. Learn about setup, hardware features, Focusrite Control 2 software, DAW integration, and specifications for professional music production.</p>
<p>Manual Transcrição: Google</p> <p><b>Scarlett 4i4</b> Guia do usuário</p>  <p>Version 2 Focusrite www.focusrite.com</p>	<p><a href="#">Guia do Usuário Focusrite Scarlett 4i4 (3ª Geração)</a></p> <p>Guia completo do usuário para a interface de áudio Focusrite Scarlett 4i4 (3ª Geração), cobrindo instalação, recursos de hardware, exemplos de uso, especificações técnicas e solução de problemas.</p>
	<p><a href="#">Focusrite Scarlett Solo 4th Gen Studio Pack User Guide</a></p> <p>Comprehensive user guide for the Focusrite Scarlett Solo 4th Gen Studio Pack. Learn about setup, hardware features, software integration with DAWs like Ableton Live and Logic Pro, and specifications for this all-in-one music production solution.</p>