**Saved from manuals.plus.**
**Open the live page for links to other documents and user manuals.**



### Garmin 010-02120-20

# Garmin Forerunner 245 Music Smartwatch User Manual

Model: 010-02120-20

## Introduction

The Garmin Forerunner 245 Music is a GPS running smartwatch designed to help you track your performance, monitor your health, and enjoy music on the go. This manual provides detailed instructions to help you set up, operate, maintain, and troubleshoot your device, ensuring you get the most out of its advanced features.




**Figure 1:** Garmin Forerunner 245 Music Smartwatch. This image shows the black Garmin Forerunner 245 Music smartwatch from a slight angle, displaying the digital watch face with time, date, and battery indicator.

## Setup

### What's in the Box

- Forerunner 245 Music Smartwatch
- Charge/data cable
- Documentation

### Initial Charging

Before first use, fully charge your Forerunner 245 Music. Connect the charge/data cable to the charging port on the back of the watch and plug the USB end into a power source (e.g., computer USB port or USB wall adapter). The watch display will indicate charging status.

### Pairing with Your Smartphone

To unlock the full potential of your Forerunner 245 Music, pair it with the Garmin Connect app on your smartphone.

1. Download the Garmin Connect app from your smartphone's app store.
2. Open the app and follow the on-screen instructions to create an account or sign in.
3. Turn on your Forerunner 245 Music.
4. In the Garmin Connect app, select **Devices** > **Add Device** and follow the prompts to pair your watch.

## Operating Your Device

### Button Functions

The Forerunner 245 Music features five physical buttons for navigation and control:

- **LIGHT:** Press to turn the backlight on/off. Hold to view the controls menu.
- **UP:** Press to scroll through widgets and menus. Hold to view the menu.
- **DOWN:** Press to scroll through widgets and menus. Hold to view the music controls.
- **START/STOP:** Press to start or stop an activity. Press to select an option in a menu.
- **BACK:** Press to return to the previous screen. Press to record a lap during an activity. Hold to view the watch face.

### Music Features

The Forerunner 245 Music allows you to store and play music directly from your watch, eliminating the need for your phone during workouts.

- **Loading Music:** Sync with music streaming services like Spotify, Deezer, or Amazon Music (subscription may be required) or transfer MP3 files from your computer. The watch can store up to 500 songs.
- **Playing Music:** Pair Bluetooth headphones with your watch. Hold the DOWN button to access music controls, then select your music source and playback options.




**Figure 2:** Music Playback on Forerunner 245 Music. This image shows a person wearing the Forerunner 245 Music, with the watch display showing the Amazon Music logo, indicating music playback capabilities.

### GPS and Activity Tracking

Track your runs and other activities with built-in GPS for accurate distance, pace, and interval data.

- **Starting an Activity:** From the watch face, press the START/STOP button, select an activity profile (e.g., Run, Bike, Pool Swim), and wait for GPS to connect (if applicable). Press START/STOP again to begin.

- **Ending an Activity:** Press START/STOP, then select **Save** to save the activity or **Discard** to delete it.

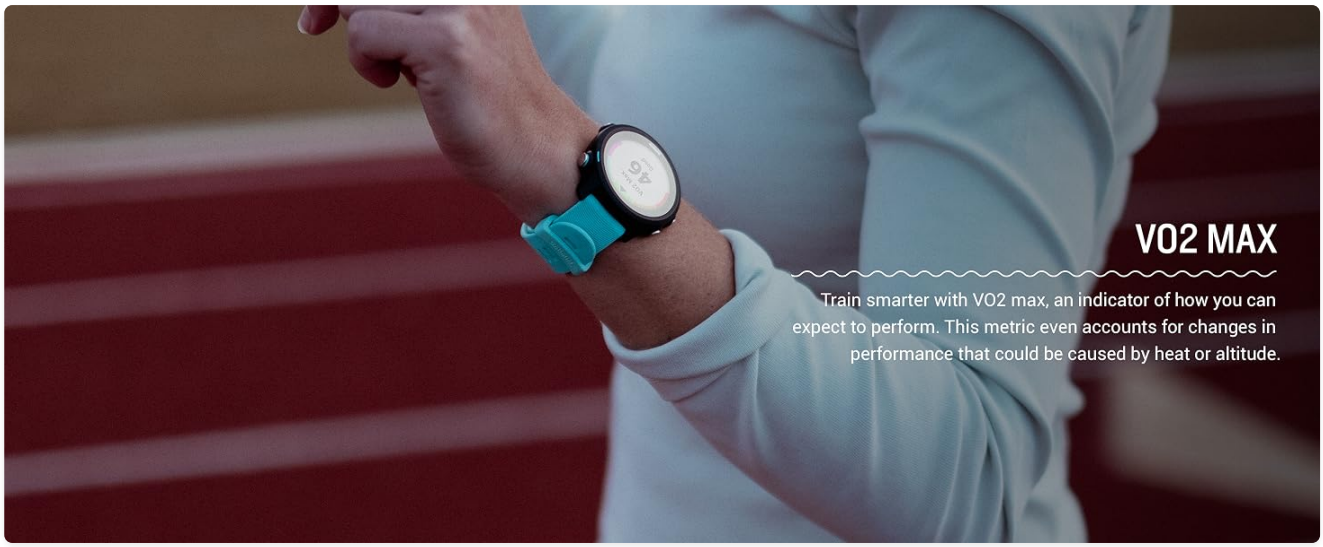


**Figure 3:** Built-in GPS. This image depicts two individuals running outdoors, emphasizing the watch's ability to track location and provide accurate stats like distance and pace.

## Advanced Training Metrics

The Forerunner 245 Music provides advanced metrics to help you optimize your training:

- **VO2 Max:** An indicator of your cardiovascular fitness and performance capacity.
- **Training Status:** Evaluates your recent exercise history to indicate if you are training productively, peaking, or overreaching.
- **Recovery Time:** Advises how long to rest before your next hard effort, accounting for stress and sleep.
- **Running Dynamics:** When used with compatible accessories (sold separately), measures crucial running metrics like cadence, stride length, and ground contact time balance.




**Figure 4:** VO2 Max. This image shows a close-up of a person's wrist wearing the Forerunner 245 Music, with the watch screen displaying VO2 Max data, indicating fitness level.




**Figure 5:** Training Status. This image features a close-up of a person's hands and wrist, with the Forerunner 245 Music displaying 'Training Status' and related performance indicators.

## Health Monitoring

Monitor various aspects of your health and well-being:

- **Wrist-based Heart Rate:** Continuously monitors your heart rate, providing alerts for high or low readings and gauging intensity during activities.
- **Sleep Tracking:** Provides a score for your sleep quality and insights into sleep stages, heart rate, stress, and respiration.
- **Body Battery Energy Monitoring:** Tracks your body's energy levels to help you find optimal times for activity and rest.
- **Women's Health Tracking:** Use the Garmin Connect app to track menstrual cycles or pregnancy, log symptoms, and receive education.




**Figure 6:** Wrist-based Heart Rate. This image shows a person holding a coffee cup, with the Forerunner 245 Music on their wrist displaying heart rate data.




**Figure 7:** Sleep Score and Advanced Sleep Monitoring. This image shows a person in bed, with the Forerunner 245 Music on their wrist displaying sleep tracking data.

## Smart Features

Stay connected and safe with these smart features:

- **Smart Notifications:** Receive emails, texts, and alerts directly on your watch when paired with a compatible smartphone.
- **Safety and Tracking Features:** Incident detection (during select activities) and Assistance features can send your real-time location to emergency contacts.
- **Connect IQ Store:** Download custom watch faces, data fields, apps, and widgets to personalize your device.
- **Garmin Connect App Sync:** Upload your activities to the Garmin Connect app to interact with a thriving online community, compete, and share your triumphs.




**Figure 8:** Smart Notifications. This image shows a close-up of a person's wrist with the Forerunner 245 Music displaying a text message notification.

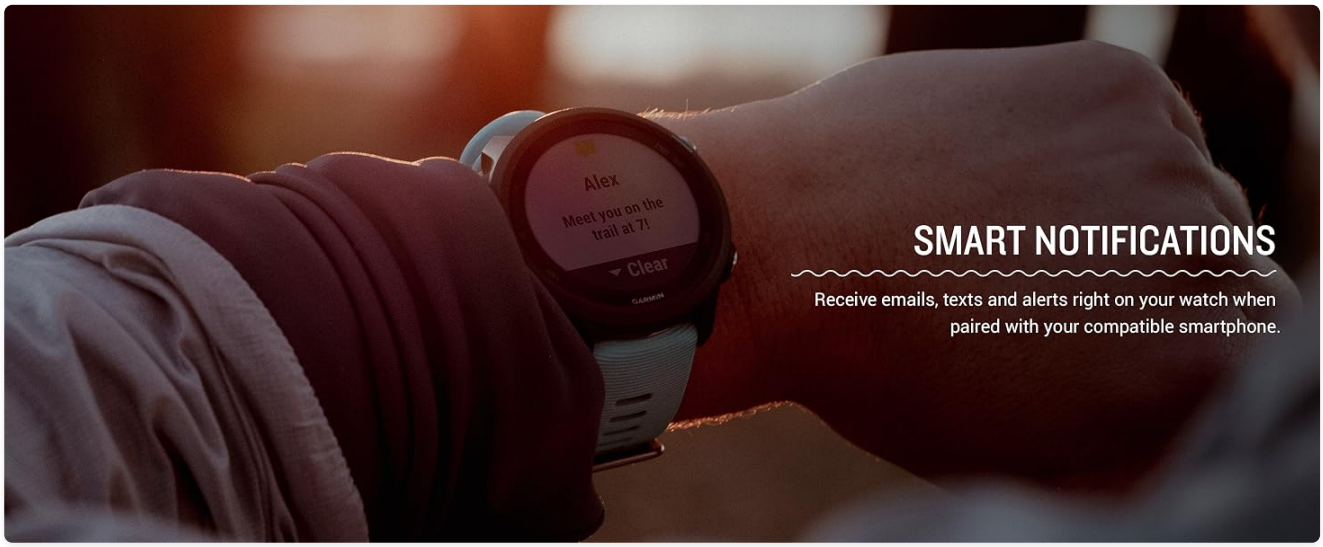


**Figure 9:** Safety and Tracking Features. This image depicts a person running at night, highlighting the watch's ability to send location to emergency contacts if an incident occurs.

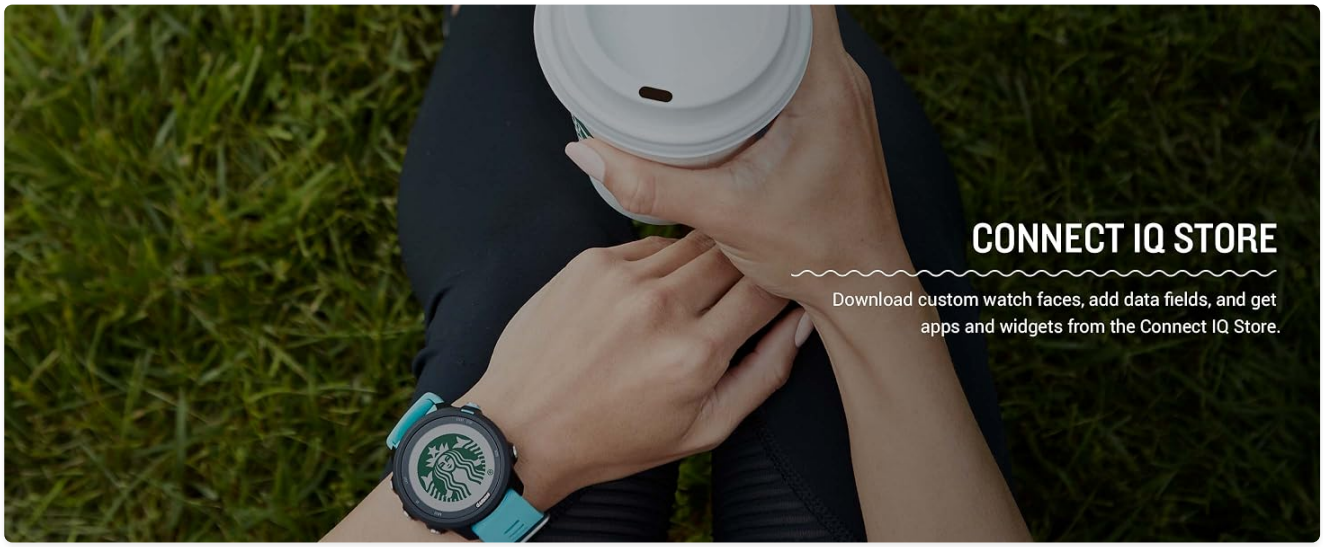


**Figure 10:** Sync with Garmin Connect App. This image shows a close-up of a person's wrist with the Forerunner 245 Music displaying activity data, illustrating the synchronization with the Garmin Connect app.

## Maintenance

### Cleaning the Device

Regular cleaning helps maintain the watch's appearance and performance:

- Rinse the watch with fresh water after exposure to sweat, chlorine, or saltwater.
- Wipe the watch and strap with a soft, damp cloth.
- Avoid using harsh chemicals or abrasive cleaners that could damage the watch.

### Charging Guidelines

To prolong battery life, avoid extreme temperatures during charging. Use only the provided Garmin charge/data cable.

### Software Updates

Garmin regularly releases software updates to improve performance and add new features. Connect your watch to the Garmin Connect app or Garmin Express on your computer to check for and install updates.

## Troubleshooting

### Common Issues and Solutions

- **Watch not turning on:** Ensure the watch is fully charged. Connect it to the charger for at least 30 minutes.
- **GPS not connecting:** Ensure you are in an open area with a clear view of the sky. Wait a few minutes for the watch to acquire satellite signals.
- **Music playback issues:** Ensure your Bluetooth headphones are properly paired and charged. Verify that music files are correctly synced to the watch.
- **Inaccurate heart rate readings:** Ensure the watch is worn snugly on your wrist, above the wrist bone. Clean the sensor on the back of the watch.
- **Battery draining quickly:** Reduce backlight brightness, disable unnecessary features like Wi-Fi or continuous Pulse Ox tracking, and ensure software is up to date.

### Resetting the Device

If your watch is unresponsive, you may need to perform a soft reset. Hold the LIGHT button for 15 seconds until the screen turns off. Press LIGHT again to turn it back on. For persistent issues, a factory reset may be necessary (refer to the full user manual for instructions, as this will erase data).

## Specifications

| Feature | Specification |
|---|---|
| Model Name | Forerunner 245 |
| Item Model Number | 010-02120-20 |
| Brand | Garmin |
| Product Dimensions | 1.7 x 1.7 x 0.5 inches |
| Item Weight | 1.36 ounces (38.5 Grams) |
| Screen Size | 1.2 Inches |
| Display Resolution | 240 x 240 pixels |
| Battery Life | Up to 7 days (smartwatch mode), 6 hours (GPS mode with music) |
| Memory Storage Capacity | 64000 MB (for music storage) |
| Connectivity | GPS, Bluetooth |
| Operating System | Garmin OS |
| Lens Material | Corning Gorilla Glass 3 |
| Strap Material | Silicone |

## Warranty and Support

### Official User Manual

For the most detailed and up-to-date information, please refer to the official Garmin Forerunner 245 Music User Manual PDF:

**Download Official User Manual (PDF)**

## Warranty Information

Garmin products typically come with a one-year limited warranty from the date of purchase. For specific warranty terms and conditions, please visit the official Garmin website or refer to the documentation included with your product.

## Customer Support

If you encounter issues not covered in this manual or require further assistance, please contact Garmin Customer Support through their official website or support channels.

© 2024 Garmin Ltd. All rights reserved.


### Ask a question about this manual

Ask about setup, troubleshooting, compatibility, parts, safety, or missing instructions. Manuals+ will review the question and use this page's manual context to help answer it.

**Name**

Anonymous

**Email**

you@example.com

After a successful submission, we securely hash the supplied account or form email before sending it to Microsoft Advertising for conversion attribution. Privacy details.

**Question**

Example: How do I reset this device or fix this error?

**Details**

Model number, symptoms, what you tried, or the section of the manual you are using.

Submit question

**Open the live page**

**https://manuals.plus/asin/B07QLVHBLF**

More documents and user manuals: **https://manuals.plus/**