

Lasko S16612

Lasko Oscillating Pedestal Fan Instruction Manual

Model: S16612

PRODUCT OVERVIEW

The Lasko Oscillating Pedestal Fan with Remote Oscillation and Thermostat (Model S16612) is designed to provide efficient and customizable cooling for various indoor spaces. It features an aerodynamic metal grill, multiple speed settings, and a tilt-back fan head for directed airflow. The fan's adjustable height and widespread oscillation ensure comprehensive room coverage.

Key features include:

- **Electronic Controls:** Easy-to-use interface with 4 refreshing speeds.
- **Programmable Timer:** Set for up to 7 hours for automatic shut-off.
- **Adjustable Thermostat:** Automatically turns the fan on or off based on room temperature (settings: 60, 65, 70, 75, 80 degrees Fahrenheit).
- **Customized Comfort:** Height adjustable from 43 to 54 inches, with a tilt-back fan head.
- **Widespread Oscillation:** Provides full room air circulation.
- **Multi-Function Remote Control:** Operates all fan functions from a distance, with convenient on-board storage.
- **Blue Plug Safety Fuse Technology:** Enhances safety and energy efficiency.



SETUP AND ASSEMBLY

The Lasko Pedestal Fan is designed for simple, no-tools assembly. Follow the instructions provided in the included user manual for proper setup.

1. Unpack all components from the box.
2. Assemble the base and secure the pedestal pole.
3. Attach the fan head assembly to the pole.
4. Ensure all connections are secure before plugging the fan into a power outlet.



Key features and components of the Lasko Pedestal Fan.

OPERATING INSTRUCTIONS

The Lasko Pedestal Fan offers versatile control options via its electronic control panel and multi-function remote.

Electronic Controls

The control panel on the fan's pole allows direct access to all settings.



Detailed view of the electronic control panel.

- **Power Button:** Turns the fan on or off.
- **Speed Settings:** Cycle through 4 quiet speeds (1-4).
- **Oscillation:** Activates or deactivates widespread oscillation for full room coverage.
- **Timer:** Set the fan to automatically turn off after 1, 2, 4, or up to 7 hours.
- **Thermostat:** Adjust the desired room temperature (60, 65, 70, 75, or 80 degrees Fahrenheit). The fan will operate to maintain this temperature.

Remote Control

The included remote control provides convenient operation from a distance. It replicates all functions available on the fan's control panel.



The multi-function remote control for convenient operation.

Adjusting Airflow

- **Height Adjustment:** The fan's height can be adjusted from 43 inches to 54 inches to direct airflow precisely where needed.
- **Tilt-Back Head:** The fan head can be tilted up or down to optimize air circulation.
- **Widespread Oscillation:** Activate oscillation for broad air distribution across a room.





Adjustable height feature.



Widespread oscillation for room coverage.





Tilt-back fan head for directed airflow.

Official Product Videos

No official product videos from the seller were available for embedding at this time.

MAINTENANCE

Regular cleaning and maintenance will ensure optimal performance and longevity of your Lasko Pedestal Fan.

- Always unplug the fan before cleaning.
- Use a soft, damp cloth to wipe down the exterior surfaces.
- Do not immerse the fan in water or allow water to drip into the motor housing.
- Periodically clean the fan blades and grill to prevent dust buildup, which can reduce airflow efficiency.
- Store the fan in a cool, dry place when not in use.

TROUBLESHOOTING

If your Lasko Pedestal Fan is not operating as expected, please refer to the following common issues and solutions:

- **Fan does not turn on:** Ensure the power cord is securely plugged into a working electrical outlet. Check if the Blue Plug safety fuse has tripped. Reset the fuse if necessary.
- **Reduced airflow:** Clean the fan blades and grill to remove any dust or debris buildup. Ensure the fan is not obstructed.
- **Fan is noisy:** Check for any loose parts or obstructions within the fan grill. Ensure the fan is placed on a stable, flat surface.
- **Remote control not working:** Replace the batteries in the remote control. Ensure there are no obstructions between the remote and the fan's sensor.

For more detailed troubleshooting or persistent issues, please consult the full user manual or contact Lasko customer support.

SPECIFICATIONS

Feature	Detail
Brand	Lasko
Model Name	Pedestal Fan with Remote Oscillation and Thermostat
Item Model Number	S16612
Color	Black 16612
Product Dimensions	18.18"D x 18.18"W x 54"H

Adjustable Height	43" to 54"
Speeds	4
Timer	Up to 7 hours
Thermostat Settings	60, 65, 70, 75, 80 degrees Fahrenheit
Control Method	Touch, Remote Control
Power Source	Corded Electric
Wattage	77 watts
Voltage	120 Volts
Item Weight	10.5 pounds
Included Components	Pedestal Fan, Remote Control, User Manual
Country of Origin	USA
UPC	046013463517

WARRANTY AND SUPPORT



This Lasko Pedestal Fan comes with a **1-year limited warranty** from the date of purchase. Please retain your proof of purchase for warranty claims.





For detailed information on warranty coverage, product registration, or technical support, please refer to the official user manual or visit the Lasko website.

You can access the User Manual (PDF) [here](#).

© 2025 Lasko Products. All rights reserved.

Related Documents - S16612

	<p>Lasko 16-Inch Adjustable Pedestal Fan with Thermostat and Remote Control - Instruction Manual</p> <p>User manual and instructions for the Lasko 16-inch adjustable pedestal fan (models S16612, S16614) featuring thermostat and remote control. Includes safety information, assembly, operation, maintenance, and troubleshooting.</p>
	<p>Lasko 18-inch Pedestal Fan Model S18610 User Manual and Operating Instructions</p> <p>Comprehensive user manual and operating instructions for the Lasko 18-inch Pedestal Fan with Remote Oscillation Control and Thermostat, Model S18610. Includes safety warnings, assembly, operation, maintenance, troubleshooting, and warranty information.</p>

	<p>Lasko S18640 18-Inch Pedestal Fan with Thermostat and Remote Control - Instruction Manual</p> <p>Comprehensive instruction manual for the Lasko S18640 18-inch oscillating pedestal fan. Learn about safety, assembly, operation, controls, troubleshooting, and warranty.</p>
	<p>Lasko 16" Adjustable Pedestal Fan Instruction Manual Safety, Assembly, Operation</p> <p>Comprehensive instruction manual for the Lasko 16" Adjustable Pedestal Fan (Models 2520, 2521). Includes essential safety warnings, step-by-step assembly instructions, maintenance tips, troubleshooting guidance, operational features, and warranty information.</p>
	<p>Lasko MYHEAT@-GO Space Heater CD12100 User Manual and Safety Instructions</p> <p>Comprehensive user manual and safety guide for the Lasko MYHEAT@-GO Space Heater, Model CD12100. Includes operating instructions, maintenance, troubleshooting, warranty, and safety information.</p>
	<p>Manual de Instrucciones Lasko Ventilador de Pedestal Ajustable de 20\" con Control Remoto</p> <p>Obtenga información detallada sobre el ventilador de pedestal Lasko de 20 pulgadas con control remoto. Incluye instrucciones de seguridad, mantenimiento, solución de problemas y garantía para los modelos S20620 y S20625.</p>