

Keychron Keychron K2B3

Keychron K2 Mechanical Keyboard User Manual

Model: Keychron K2B3 | Brand: Keychron

INTRODUCTION

This manual provides comprehensive instructions for the Keychron K2 75% Layout RGB Bluetooth Wireless Mechanical Keyboard. Designed for versatility and performance, the K2 offers seamless connectivity across multiple devices and operating systems. Please read this manual thoroughly to ensure proper setup, operation, and maintenance of your keyboard.

WHAT'S IN THE BOX

- Keychron K2 Mechanical Keyboard
- Keycap Puller
- USB-A to USB Type-C Cable
- Extra keycaps for Windows and Mac operating systems



Image: Keychron K2 keyboard and its accessories.

SETUP

Initial Connection

The Keychron K2 supports both wired and wireless (Bluetooth) connections. Before first use, it is recommended to fully charge the keyboard using the provided USB-A to USB Type-C cable.



Image: Keychron K2 connected to a laptop via USB-C.

Switching Operating Systems

The keyboard features a switch on the side to toggle between Windows/Android and Mac/iOS modes. Ensure the correct mode is selected for optimal functionality with your device.



Wireless Mechanical Keyboard



Image: Side view of the Keychron K2, highlighting the OS mode switch.

Extra keycaps are provided to customize the keyboard layout for Windows or Mac users. Use the keycap puller to easily swap keys like 'Option' and 'Command' for Mac, or 'Alt' and 'Windows' for Windows.



Image: Keychron K2 with additional keycaps for operating system customization.

OPERATING INSTRUCTIONS

Bluetooth Connectivity

The K2 can connect with up to 3 devices via Bluetooth 5.1. To pair, switch the keyboard to Bluetooth mode using the side switch. Press and hold 'Fn' + '1' (or '2' or '3') until the key flashes, indicating pairing mode. Select "Keychron K2" on your device's Bluetooth settings.



Compact 84 Key Tenkeyless Keyboard

Image: Keychron K2 demonstrating wireless connectivity with multiple devices.

Wired Mode

For a wired connection, simply connect the USB Type-C cable to the keyboard and your device. Ensure the side switch is set to 'Cable' mode.

RGB Backlight Control

The K2 features charming RGB backlighting with over 15 different light effects. Use the dedicated light key (top right) to cycle through various lighting modes and colors. Adjust brightness and speed using function key combinations (refer to the quick start guide for specific shortcuts).



Image: Keychron K2 showcasing its RGB backlighting.

Your browser does not support the video tag.

Video: Official Keychron K2 Bluetooth Wireless Mechanical Keyboard overview, demonstrating features like RGB lighting and connectivity.

MAINTENANCE

Key Switch Options

The Keychron K2 is available with Gateron G Pro mechanical switches: Brown (tactile), Red (linear), and Blue (clicky). Each switch type offers a different typing experience. The Gateron G Pro Brown Switch provides a tactile bump with gentle sound, ideal for balanced typing and gaming.



Image: Detailed view of a Gateron G Pro Brown Switch and its specifications.

General Care

To maintain your keyboard's performance and appearance, regularly clean the keycaps and chassis with a soft, dry cloth. Use the provided keycap puller to remove keycaps for deeper cleaning if necessary. Avoid exposing the keyboard to excessive moisture or extreme temperatures.

TROUBLESHOOTING

If you encounter issues with your Keychron K2, try the following:

- **Connectivity Issues:** Ensure the keyboard is in the correct OS mode (Windows/Android or Mac/iOS) and the correct connection mode (Bluetooth or Cable). Re-pair Bluetooth if necessary.
- **Charging:** Verify the USB-C cable is securely connected and try a different USB port or power adapter.
- **Key Responsiveness:** Ensure keycaps are properly seated. If a specific switch is unresponsive, contact support.

Your browser does not support the video tag.

Video: A short clip demonstrating the USB-C port on the Keychron K2, useful for troubleshooting charging or wired connection issues.

SPECIFICATIONS

Feature	Detail
Product Dimensions	4.84 x 12.32 x 1.61 inches
Item Weight	1.93 pounds
Item Model Number	Keychron K2B3
Batteries	1 Lithium Ion batteries required (included)
Connectivity Technology	Bluetooth & USB Wired
Keyboard Description	Gaming
Recommended Uses	Home, Office
Special Feature	Gateron G Pro Mechanical Switch, Bluetooth 5.1 & USB C, Mac and Windows, 4000mAh battery, Inclined bottom frame
Color	Gateron G Pro Brown Switch (RGB)
Number of Keys	84

Keyboard
Backlighting

RGB






WARRANTY AND SUPPORT

For detailed warranty information and customer support, please refer to the official documents provided by Keychron. You can also find additional resources and FAQs on the Keychron website or through the provided PDF manuals:

- [User Guide \(PDF\)](#)
- [User Manual \(PDF\)](#)

© 2024 Keychron. All rights reserved.

Related Documents - Keychron K2B3

	Keychron K1 Pro Bluetooth Mechanical Keyboard User Manual and Guide Comprehensive guide for the Keychron K1 Pro Bluetooth Mechanical Keyboard, covering setup, features, VIA software, layers, backlight control, troubleshooting, and specifications. Learn how to connect, customize, and maintain your keyboard.
	Keychron K3 Ultra-Slim Mechanical Keyboard: Quick Start Guide Get started with your Keychron K3 Ultra-Slim Wireless Mechanical Keyboard. This guide covers Bluetooth and wired connections, lighting effects, keycap replacement, auto-sleep settings, key remapping, and factory reset for Mac and Windows.
	Keychron K8 Pro TKL Mechanical Keyboard User Guide A comprehensive guide to the Keychron K8 Pro, a TKL mechanical keyboard. Learn how to connect, customize with VIA software, adjust backlighting, and troubleshoot.
	Keychron K5SE Bluetooth Mechanical Keyboard User Manual A comprehensive guide to the Keychron K5SE Bluetooth Mechanical Keyboard, covering setup, features, troubleshooting, and specifications. Learn how to connect, customize lighting, and optimize your typing experience.
	Keychron K1 Wireless Mechanical Keyboard User Manual Comprehensive user manual for the Keychron K1 ultra-slim wireless mechanical keyboard. Learn about Bluetooth and wired connectivity, Gateron low-profile switches, RGB backlighting, and compatibility with Mac and Windows.



[Keychron C2 Full Size Mechanical Keyboard User Guide](#)

User guide for the Keychron C2 Full Size Mechanical Keyboard, detailing setup, function key customization, lighting effects, key remapping, Siri/Cortana activation, backlight control, and factory reset procedures.