

## Soundcore A3912

# Soundcore Liberty True Wireless Earbuds Instruction Manual

Model: A3912

## 1. INTRODUCTION

This manual provides detailed instructions for the Soundcore Liberty True Wireless Earbuds, Model A3912. These earbuds feature Graphene-enhanced sound, extended battery life, a secure GripFit design, and Bluetooth 5.0 connectivity for a seamless audio experience.

## 2. WHAT'S IN THE BOX

- Soundcore Liberty Total-Wireless Earphones
- Liberty Charging Case
- 4 × GripFit Jackets (various sizes)
- 3 × EarTips (various sizes)
- Micro-USB Cable



Image: Soundcore Liberty True Wireless Earbuds with their open charging case.

## 3. SETUP

### 3.1 Charging the Earbuds and Case

Before first use, fully charge the earbuds and the charging case. The charging case provides additional power for extended listening.

- Place both earbuds into the charging case.
- Connect the Micro-USB cable to the charging case and a power source.
- The LED indicators on the case will show charging status.

# 100-HOUR PLAYTIME

Get 8 hours of playtime from the earbuds and an extra 92 hours from the charging case.



Image: Graphic illustrating 100-hour playtime with the charging case.

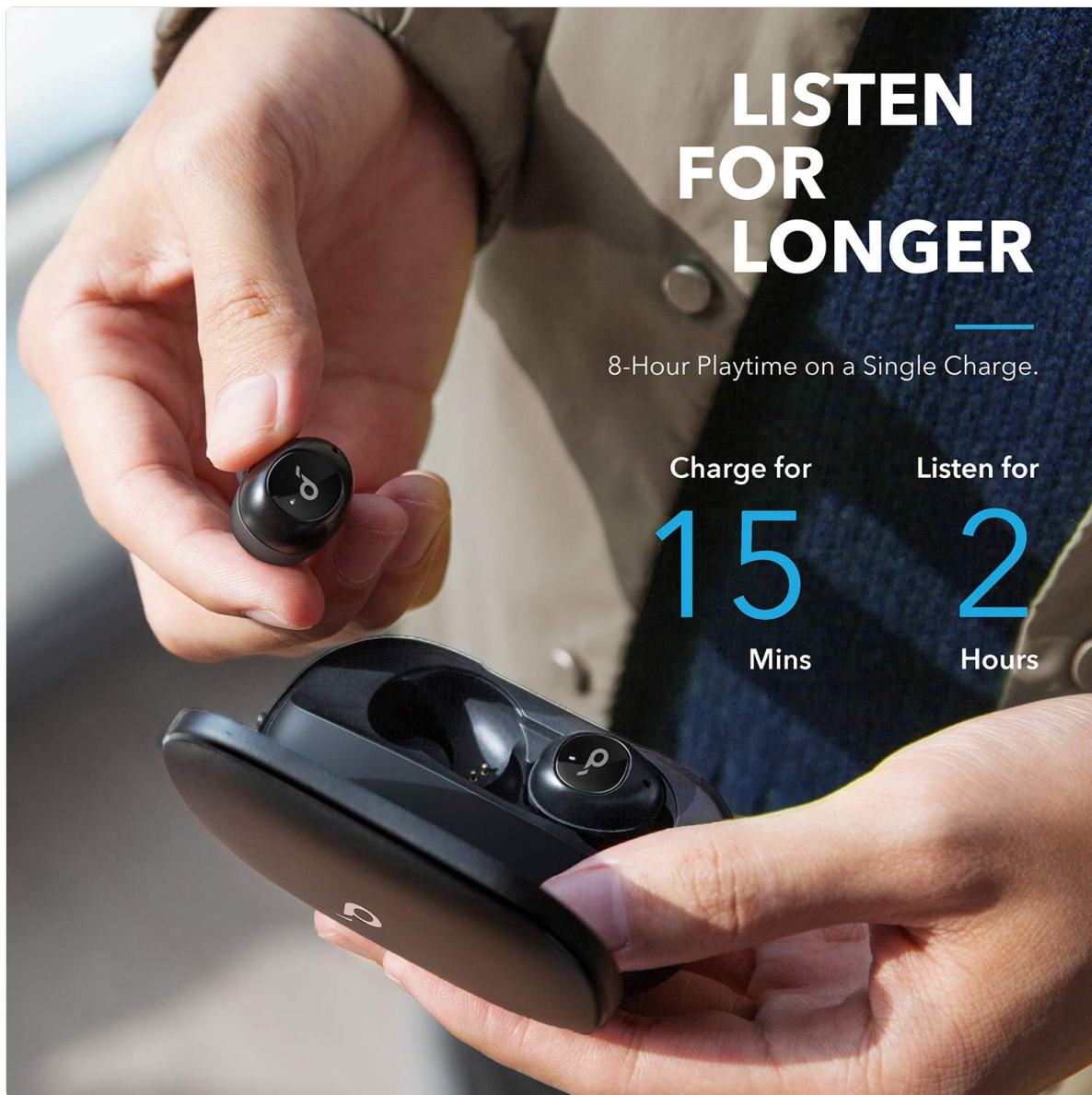


Image: A person's hands placing an earbud into the charging case, with text indicating 15 minutes of charge provides 2 hours of listening.

### 3.2 Selecting the Right Fit

For optimal sound quality and comfort, choose the ear tips and GripFit jackets that best suit your ears. Experiment with different sizes to find the most secure and comfortable fit.

- Attach the desired ear tips and GripFit jackets to the earbuds.
- Insert the earbuds into your ears and gently twist to lock them in place.

# GRIPFIT™ TECHNOLOGY

EarWings for additional grip.



Image: Close-up of an earbud highlighting the GripFit technology for a secure fit.

## 3.3 Bluetooth Pairing (Push and Go)

The Soundcore Liberty earbuds feature 'Push and Go' technology for effortless pairing.

1. Remove both earbuds from the charging case. They will automatically enter pairing mode.
2. On your device (smartphone, tablet, etc.), open the Bluetooth settings.
3. Select "Soundcore Liberty" from the list of available devices to connect.
4. After the initial setup, the earbuds will automatically connect to your device when removed from the case and disconnect when returned.

## 4. OPERATING INSTRUCTIONS

### 4.1 Power On/Off

- **Power On:** Remove earbuds from the charging case.
- **Power Off:** Place earbuds back into the charging case.

### 4.2 Audio Playback and Calls

The earbuds provide high-quality audio and stereo calls. Use the touch controls for various functions.



- **Play/Pause:** Single tap on either earbud.
- **Next Track:** Double tap the right earbud.
- **Previous Track:** Double tap the left earbud.
- **Answer/End Call:** Single tap on either earbud.
- **Reject Call:** Press and hold either earbud for 2 seconds.
- **Activate Voice Assistant:** Press and hold either earbud for 1 second.



Image: Soundcore Liberty Earbuds shown next to a smartphone with a call interface, indicating stereo call functionality.

### 4.3 Graphene Enhanced Sound

The earbuds utilize Graphene-coated drivers for precision oscillation, delivering superior sound across the entire frequency range with crystal clarity and a delicately tuned sound signature.

# GRAPHENE ENHANCED SOUND

Advanced audio technology delivers exceptional clarity.



Image: A cutaway diagram illustrating the Graphene-enhanced sound driver technology.

## 5. MAINTENANCE

### 5.1 Cleaning

Regularly clean your earbuds and charging case to ensure optimal performance and hygiene.

- Use a soft, dry, lint-free cloth to wipe the earbuds and charging case.
- Remove ear tips and clean them with mild soap and water, then dry thoroughly before reattaching.
- Ensure charging contacts on both earbuds and case are clean and dry.

### 5.2 Sweat Resistance

The Soundcore Liberty earbuds are IPX5 rated, offering protection against sweat and light splashes, making them suitable for workouts and outdoor activities. However, they are not designed for submersion in water.

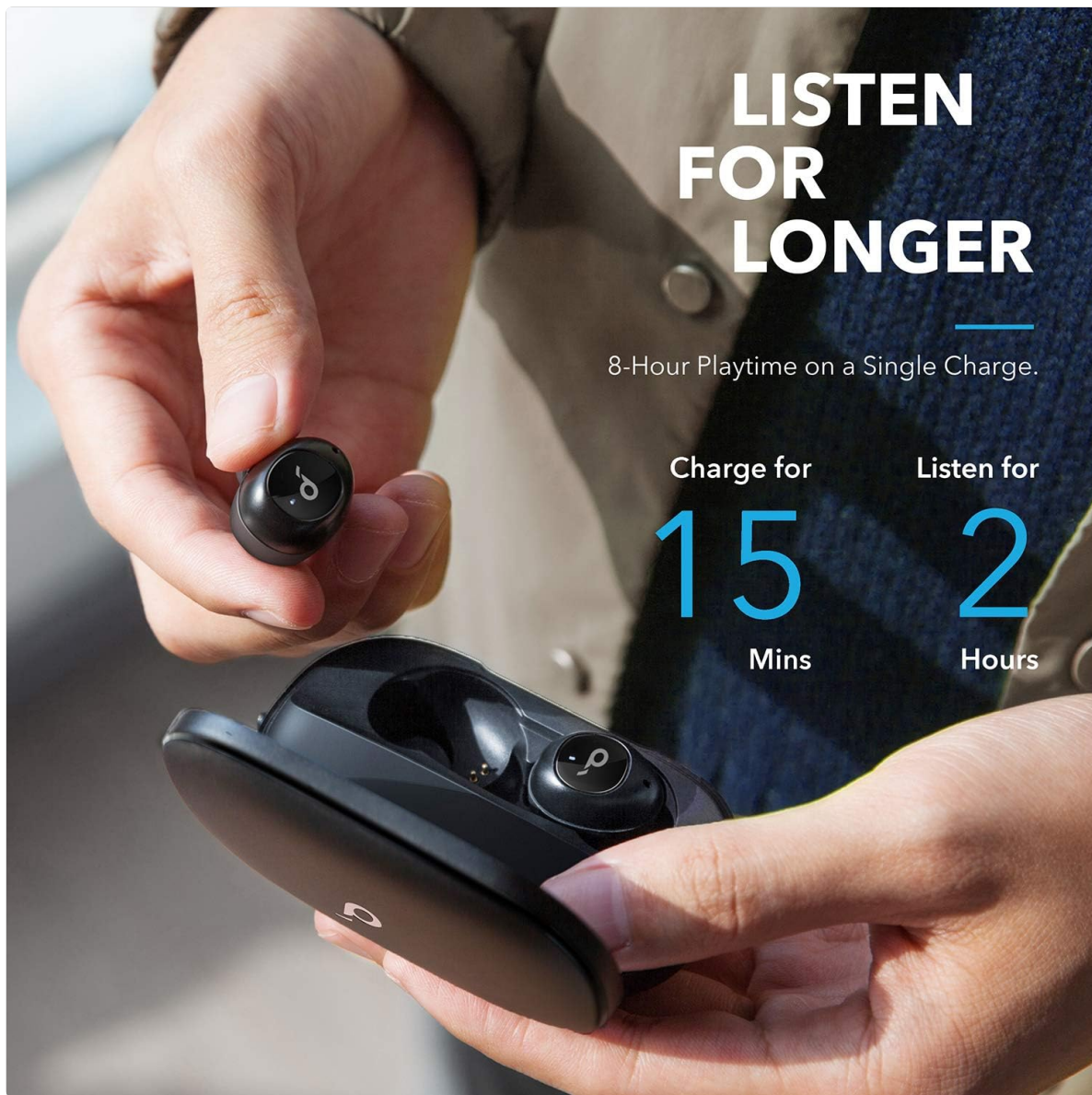


Image: A woman exercising outdoors in light rain, wearing the Soundcore Liberty Earbuds, emphasizing their sweat-resistant design (IPX5 rating).

## 6. TROUBLESHOOTING

### 6.1 Earbuds Not Pairing or Only One Earbud Working

If your earbuds are not pairing correctly or only one earbud is producing sound, a reset may resolve the issue. Follow these steps carefully:

1. Place both earbuds into the charging case. Ensure the case has sufficient charge. Keep them in the case for at least 10 seconds.
2. Remove both earbuds and hold one in each hand. Locate the button on each earbud.
3. Press the button on each unit simultaneously for 5 seconds. The LEDs will briefly flash red once. Release the buttons immediately after the red flash.
4. Press the button on each unit again simultaneously for 8 seconds. The LEDs will briefly flash pink once. Release the buttons immediately after the pink flash.
5. Place the earbuds back into the case for at least 10 seconds.
6. On your connected Bluetooth device (phone, etc.), delete or 'forget' the "Soundcore Liberty" device from your Bluetooth menu.
7. Take both earbuds out of the case at the same time.



- Wait approximately 15 seconds, then open your device's Bluetooth settings and scan for new devices.
- Select "Soundcore Liberty" to re-pair. This process resets the earbuds, reconnects them to each other, and then pairs them to your Bluetooth device.

## 6.2 Other Connectivity Issues

- Ensure your device's Bluetooth is enabled.
- Make sure the earbuds are charged.
- Keep your device within the effective range of the earbuds (typically 10 meters or 33 feet).
- Avoid physical obstructions between the earbuds and your device.

## 7. SPECIFICATIONS

Feature	Detail
Model Name	Soundcore Liberty
Item Model Number	A3912
Connectivity Technology	Bluetooth 5.0
Ear Placement	In Ear
Form Factor	In Ear
Noise Control	Sound Isolation
Control Method	Touch
Water Resistance Level	Water Resistant (IPX5)
Item Weight	3.52 ounces
Product Dimensions	4.76 x 6.81 x 2.44 inches
Batteries	1 Lithium Polymer batteries required
Manufacturer	Anker

## 8. OFFICIAL PRODUCT VIDEO

Your browser does not support the video tag.




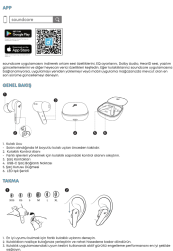


Video: An official product video showcasing the Soundcore Liberty True Wireless Earbuds, highlighting their features and design.

## 9. WARRANTY AND SUPPORT

For warranty information, technical support, or further assistance, please visit the official Soundcore website or contact their customer service. Keep your proof of purchase for warranty claims.

Manufacturer: Anker

Related Documents - A3912

	<p><a href="#">soundcore Liberty 5: Häufig gestellte Fragen und Fehlerbehebung</a></p> <p>Finden Sie Antworten auf häufig gestellte Fragen zur Verwendung, Fehlerbehebung und Wartung Ihrer soundcore Liberty 5 True Wireless Earbuds. Erhalten Sie Anleitungen zur Verbindung, Klangqualität und mehr.</p>
	<p><a href="#">Soundcore Liberty Air 2 User Manual: Comprehensive Guide to True Wireless Earbuds</a></p> <p>Explore the Soundcore Liberty Air 2 user manual for detailed instructions on charging, pairing, controls, app features, and specifications for these true wireless earbuds.</p>
	<p><a href="#">Soundcore Sport X20 User Guide and Troubleshooting</a></p> <p>Comprehensive guide for Soundcore Sport X20 true-wireless earbuds, covering setup, wearing, ANC, Bluetooth connectivity, sound issues, charging, app features, and maintenance.</p>
	<p><a href="#">Soundcore Liberty 5 True Wireless Earbuds User Manual and Guide</a></p> <p>Comprehensive guide for Soundcore Liberty 5 true wireless earbuds, covering setup, pairing, controls, app features like Dolby Audio and ANC, charging, and specifications.</p>
	<p><a href="#">soundcore Liberty 5: Benutzerhandbuch und Support</a></p> <p>Umfassende Anleitung für die soundcore Liberty 5 kabellosen Ohrhörer. Enthält Anleitungen zur Einrichtung, Nutzung, Funktionen wie ANC und Bluetooth, sowie detaillierte Lösungen für häufige Probleme.</p>
	<p><a href="#">Soundcore Liberty Neo True Wireless Earbuds User Manual</a></p> <p>Comprehensive user manual for the Soundcore Liberty Neo true wireless stereo earbuds, covering setup, pairing, usage, controls, and specifications. Learn how to charge, wear, and connect your earbuds.</p>

