

## UGREEN 30756

# UGREEN Lightning to 3.5mm Headphone Adapter (Model 30756) User Manual

Model: 30756

## 1. INTRODUCTION

This manual provides comprehensive instructions for the UGREEN Lightning to 3.5mm Headphone Adapter. This adapter allows you to connect 3.5mm audio devices to your Apple devices with a Lightning port, ensuring high-quality audio transmission.

## 2. PRODUCT OVERVIEW

The UGREEN Lightning to 3.5mm Headphone Adapter is an Apple MFi Certified accessory designed for seamless audio connectivity. It features a durable nylon-braided cable and an aluminum alloy casing, built to withstand daily use. The adapter supports up to 48 kHz, 24-bit audio output, providing clear and high-fidelity sound. It also supports in-line control functions and microphone input for compatible devices.



Figure 2.1: UGREEN Lightning to 3.5mm Headphone Adapter.

### 3. PACKAGE CONTENTS

---

- 1 x Lightning to 3.5mm Jack Adapter

### 4. SETUP INSTRUCTIONS

---

1. Connect your 3.5mm headphones or audio device to the 3.5mm female port of the UGREEN adapter.
2. Plug the Lightning connector of the adapter into the Lightning port of your Apple device (iPhone, iPad, or iPod).
3. Your device should automatically recognize the adapter. No additional drivers or software installation are required.



Figure 4.1: Connecting headphones to an iPhone using the adapter.

## 5. OPERATING INSTRUCTIONS

---

Once connected, the adapter functions as a direct audio pathway. You can control volume and playback directly from your connected Apple device or through in-line controls on your 3.5mm headphones, if supported.

### 5.1 Audio Playback

Play audio from any application on your Apple device. Sound will be routed through the connected 3.5mm headphones or speaker.

### 5.2 Microphone Functionality

If your 3.5mm headphones or external microphone include a microphone, it will be supported by the adapter for calls, voice recordings, and other applications.



Figure 5.1: Adapter supporting microphone and in-line control.

Your browser does not support the video tag.

Video 5.1: Official UGREEN video demonstrating the headphone adapter for iPhone.

## 6. COMPATIBILITY

The UGREEN Lightning to 3.5mm Headphone Adapter is Apple MFi Certified, ensuring broad compatibility with Apple devices running iOS 13.3.1 or later. Compatible devices include:

- iPhone 14 Pro Max, 14 Pro, 14, 14 Plus
- iPhone 13 Pro Max, 13 Pro, 13, 13 Mini
- iPhone 12 Pro Max, 12 Pro, 12, 12 Mini
- iPhone 11 Pro Max, 11 Pro, 11
- iPhone XS, XS Max, XR, X
- iPhone 8 Plus, 8, 7, SE 2020
- iPod touches
- iPad 9, iPad mini, iPad Air, iPad Pro (Note: Not compatible with iPad mini 6 or iPad Pro models with a USB-C interface).





Figure 6.1: Wide compatibility with Apple devices and 3.5mm audio peripherals.

## 7. FEATURES

- **Apple MFi Certified:** Ensures complete and secure compatibility with Apple Lightning devices.
- **High-Performance Audio:** Advanced noise reduction technology supports up to 48 kHz, 24-bit audio output for perfect sound quality.
- **Durable Design:** Constructed with a Hi-Q aluminum alloy case and nylon-braided cable, featuring built-in enameled copper and a PVC jacket for stable sound transmission and enhanced longevity.
- **Lightweight & Portable:** Stylish and compact design makes it easy to carry.




Figure 7.1: The adapter features a built-in 24-bit DAC chip for superior stereo audio.

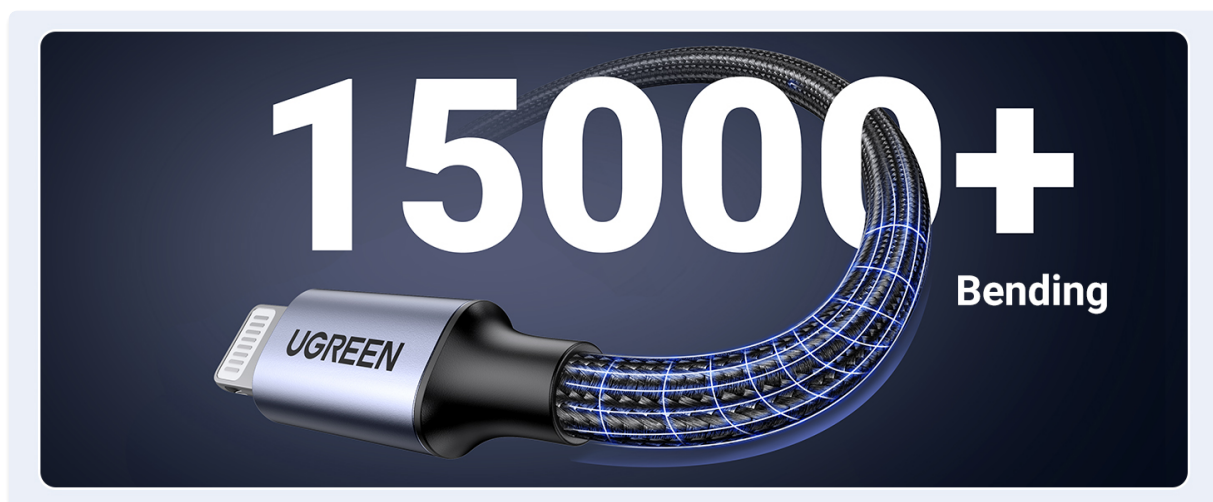


Figure 7.2: The nylon braided cable is designed for durability, withstanding over 15,000 bends.

## 8. MAINTENANCE

To ensure the longevity and optimal performance of your UGREEN adapter, follow these maintenance guidelines:

- Keep the adapter clean and free from dust and debris. Use a soft, dry cloth for cleaning.
- Avoid excessive bending or twisting of the cable, especially near the connectors.
- Store the adapter in a cool, dry place when not in use.
- Do not expose the adapter to extreme temperatures or moisture.

## 9. TROUBLESHOOTING

Issue	Possible Cause	Solution
No sound from headphones	Loose connection, incompatible device, or software issue.	Ensure both the 3.5mm jack and Lightning connector are fully inserted. Verify your Apple device is compatible. Restart your Apple device.
Microphone not working	Headphones/mic without microphone function, or app settings.	Confirm your headphones/mic have a built-in microphone. Check privacy settings for microphone access in your device's settings.

Issue	Possible Cause	Solution
"Accessory not supported" message	Outdated iOS, or a rare compatibility glitch.	Ensure your iOS is updated to the latest version. Disconnect and reconnect the adapter.



10. SPECIFICATIONS


- **Model Number:** 30756
- **Product Dimensions:** 0.2 x 0.39 x 3.94 inches
- **Item Weight:** 0.741 ounces
- **Connector Type:** Lightning (Male) to 3.5mm (Female)
- **Color:** Grey
- **Manufacturer:** UGREEN GROUP LIMITED
- **MFi Certified:** Yes
- **Audio Output:** Up to 48 kHz, 24-bit

11. WARRANTY AND SUPPORT

UGREEN products are designed for reliability and performance. For warranty information or technical support, please refer to the official UGREEN website or contact their customer service directly. Keep your purchase receipt for warranty claims.

Related Documents - 30756

<div>  <b>AC1300 High-Gain Dual-Band Wireless Adapter</b> Model: CM493   P/N: 30381  <small>User Manual   Quick Start Guide   Troubleshooting   Warranty &amp; Support Manual de Utilizare   Ghid de Instalare   Soluții de Probleme   Garanție și Serviciu</small></div>	<p><a href="#">UGREEN AC1300 High-Gain Dual-Band Wireless Adapter User Manual</a></p> <p>User manual for the UGREEN AC1300 High-Gain Dual-Band Wireless Adapter (Model CM493). Provides product overview, package contents, driver installation steps for Windows, Wi-Fi connection guide, specifications, and safety notes.</p>
<div><p><b>Troubleshooting Guide</b></p><p>1. Check if the WiFi adapter is properly installed. 2. Verify the WiFi network name and password. 3. Ensure the device has the latest drivers installed. 4. Restart the device. 5. Check if the device is connected to the correct network. 6. Verify the device's IP address configuration. 7. Check if the device is connected to the correct network. 8. Verify the device's firewall settings. 9. Check if the device is connected to the correct network. 10. Verify the device's network settings. 11. Check if the device is connected to the correct network. 12. Verify the device's network settings. 13. Check if the device is connected to the correct network. 14. Verify the device's network settings. 15. Check if the device is connected to the correct network. 16. Verify the device's network settings. 17. Check if the device is connected to the correct network. 18. Verify the device's network settings. 19. Check if the device is connected to the correct network. 20. Verify the device's network settings.</p></div>	<p><a href="#">UGREEN AC1300 USB WiFi Adapter Troubleshooting Guide</a></p> <p>A troubleshooting guide for the UGREEN AC1300 USB WiFi Adapter, covering common issues like no WiFi signal, connection problems, and slow internet speeds.</p>
<div></div>	<p><a href="#">UGREEN Bluetooth Adapter SE BT301 User Manual and Setup Guide</a></p> <p>Comprehensive user manual for the UGREEN Bluetooth Adapter SE (Model BT301). Learn how to install, set up, and troubleshoot your adapter for seamless wireless connectivity. Includes specifications, package contents, and compliance information.</p>

<div data-bbox="188 107 240 125">UGREEN</div> <div data-bbox="156 172 272 190">Bluetooth 5.3 Adapter</div> <div data-bbox="173 255 255 268">Model: CM656 P/N: 23620</div>	<div data-bbox="341 107 951 138"><a href="#">UGREEN Bluetooth 5.3 Adapter CM656 User Manual</a></div> <div data-bbox="341 150 1474 259">User manual for the UGREEN Bluetooth 5.3 Adapter (Model CM656). Learn how to install, connect, and troubleshoot the adapter for Windows 8.1/10/11. Features long-range connectivity and multi-device support.</div>
<div data-bbox="118 322 312 456"><div data-bbox="156 340 177 353">UGREEN</div><div data-bbox="140 383 193 396">Quick Start Guide</div><div data-bbox="132 421 201 434">Model: CM591 P/N: 23620</div><div data-bbox="240 340 280 443"><ul style="list-style-type: none"><li>1. Introduction</li><li>2. Package Contents</li><li>3. Product Overview</li><li>4. Installation</li><li>5. Connection</li><li>6. Troubleshooting</li><li>7. Safety</li><li>8. Appendix</li></ul></div></div>	<div data-bbox="341 340 965 371"><a href="#">UGREEN CM591 Bluetooth Adapter Quick Start Guide</a></div> <div data-bbox="341 383 1455 450">A quick start guide for the UGREEN CM591 Bluetooth Adapter, providing instructions on disabling built-in Bluetooth and connecting Bluetooth devices on Windows 10.</div>
<div data-bbox="148 546 280 607"></div>	<div data-bbox="341 528 968 560"><a href="#">UGREEN Bluetooth 5.0 Receiver Adapter User Manual</a></div> <div data-bbox="341 571 1449 638">Detailed user manual for the UGREEN Bluetooth 5.0 Receiver Adapter (Models CM122, CM123). Learn about specifications, operation, pairing, troubleshooting, and safety guidelines.</div>