

[manuals.plus](#) /

› [SinoTrack](#) /

› [SinoTrack ST-915W 3G GPS Tracker User Manual](#)

## SinoTrack ST-915W gps tracker

# SinoTrack ST-915W 3G GPS Tracker User Manual

Model: ST-915W | Brand: SinoTrack

## 1. INTRODUCTION

---

The SinoTrack ST-915W is a robust 3G GPS tracker designed for real-time location monitoring of vehicles such as cars, motorcycles, taxis, trucks, and buses. Featuring strong magnetic attachment and a waterproof design, it offers reliable tracking capabilities and extended standby time. This manual provides essential information for setting up, operating, and maintaining your device.



Image: The SinoTrack ST-915W GPS tracker shown alongside its mobile application interface, demonstrating real-time tracking on a map.

## 2. WHAT'S IN THE BOX

- SinoTrack ST-915W GPS Tracker
- User Manual
- SIM Card Ejector Tool (if included)
- Magnetic Mount (integrated)
- Charging Cable (USB)
- Storage Pouch



Image: The complete package contents, including the GPS tracker, user manual, charging cable, and storage pouch, laid out next to the product box.

### 3. KEY FEATURES

---

- **Real-time Tracking:** Monitor location instantly via mobile app or web platform.
- **History Route Playback:** Review past travel routes and data.
- **Waterproof Design:** Ensures durability and functionality in various weather conditions.
- **Geo-fence:** Set up virtual boundaries and receive alerts when the device enters or exits defined areas.
- **Overspeed Alarm:** Get notifications if the tracked vehicle exceeds a set speed limit.
- **Shocking Alarm:** Alerts for unexpected movement or impact.
- **Sleep Mode:** Conserves battery life by entering a low-power state when stationary.
- **Built-in Battery:** High-capacity 3.7V 7800mAh Li-ion battery for extended standby (up to 90 days).
- **Remote Listening:** (If supported by SIM card and network) Allows for audio monitoring around the device.
- **Powerful Magnetic Mount:** For secure and easy attachment to metallic surfaces.

# 3G GPS Tracker



 Real-time Tracking	 History Route Playback	 Waterproof	 Geo-fence	 Overspeed Alarm
 Shocking Alarm	 Sleep Mode	 Built-in Battery	 Remote listening	 Built-in Powerful Magnet

Image: The SinoTrack GPS tracker displaying its dimensions (10cm length, 8cm width, 2.5cm height) and icons representing its key features like real-time tracking, history route playback, waterproof, geo-fence, overspeed alarm, shocking alarm, sleep mode, built-in battery, remote listening, and powerful magnet.

# Applicable Modles



Image: A diagram illustrating various vehicle types (Bus, Truck, Off-Roader, Motorcycles, Car) for which the SinoTrack GPS tracker is applicable.

## 4. SETUP GUIDE

### 4.1. SIM Card Installation

The ST-915W requires a local SIM card with 3G (WCDMA) network support for full functionality. Ensure the SIM card has data, SMS, and call capabilities. Use the provided SIM ejector tool to open the SIM card slot and insert the SIM card correctly.

Your browser does not support the video tag.

Video: This video demonstrates how to quickly activate your ST-915W 3G GPS tracker, including SIM card insertion and initial setup steps.

### 4.2. APN Configuration

After inserting the SIM card, you need to configure the Access Point Name (APN) for the tracker. The APN settings vary



depending on your SIM card provider. Obtain the correct APN from your SIM provider. Then, use your own phone to send a text message to the tracker's SIM phone number with the APN information. For example, if the APN is "internet" with no user or password, send: **8030000 internet**. You can also send **RCONF** to the tracker to check if settings are correct.

### 4.3. Platform Login

To access real-time tracking and other features, log in to the SinoTrackPro app (available for iPhone and Android) or the web platform ([sinotrack.com/newWeb/](http://sinotrack.com/newWeb/)).

## 5. OPERATING INSTRUCTIONS

### 5.1. Real-time Tracking

Once configured, open the SinoTrackPro app or web platform. Your device's current location will be displayed on the map. The interface shows details such as power status, signal strength, link status, mode (GPS/LBS), and current speed.



Image: Screenshots of the SinoTrack mobile application, demonstrating the real-time tracking feature on a map and the geofence setup interface.

### 5.2. History Route Playback

Navigate to the "History Route Playback" section in the app or web platform. You can select a date range to view and replay the daily travel history of your device, including stops and speeds.

# History Route Playback

View and playback your daily tracking history anytime and anywhere

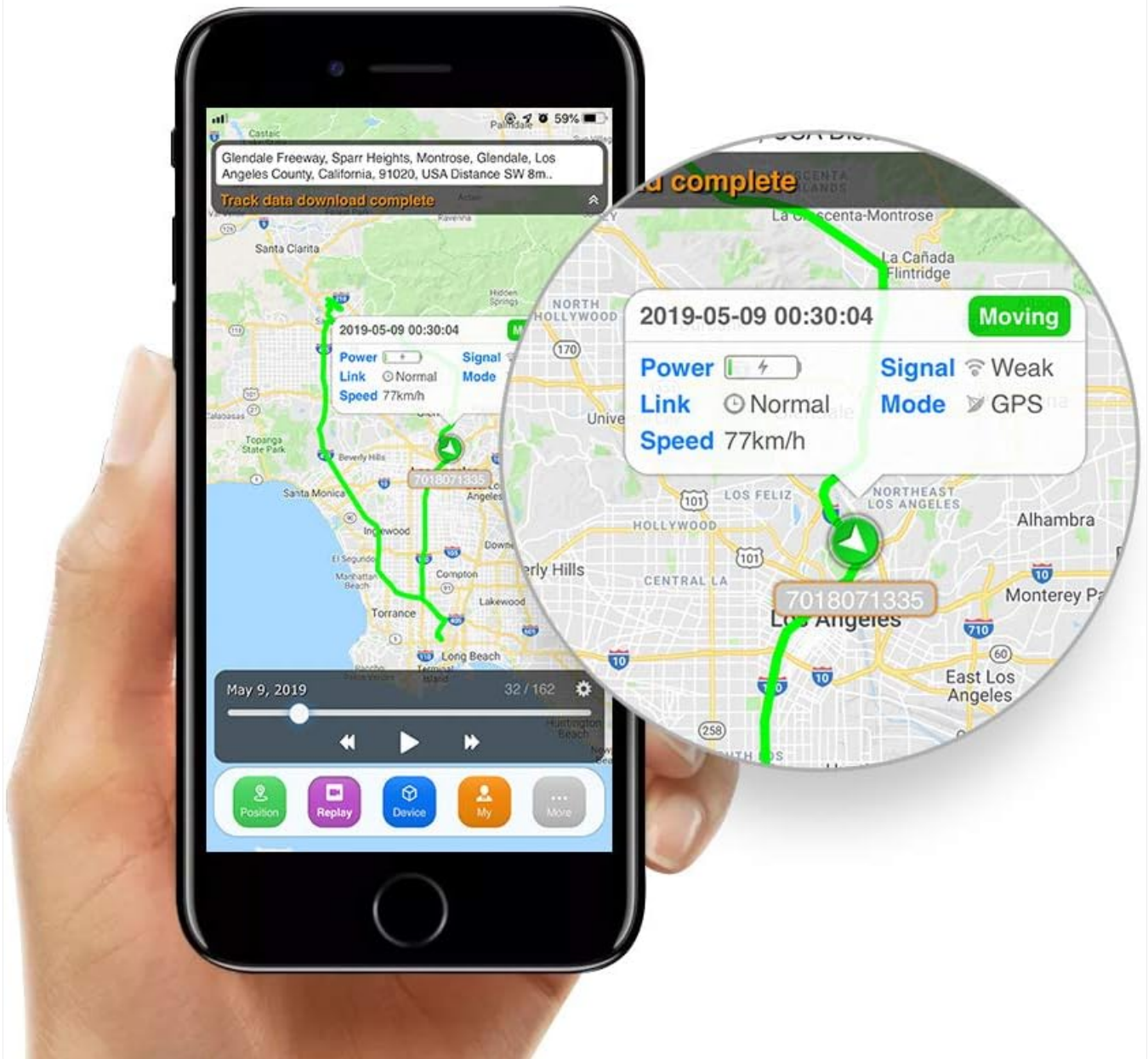


Image: A mobile app screenshot illustrating the "History Route Playback" feature, allowing users to view and replay daily tracking history on a map.

## 5.3. Geofence and Alarms


Set up geofences to define safe zones. You will receive alerts when the tracker enters or exits these predefined areas. Configure overspeed and shocking alarms through the app settings to receive notifications for excessive speed or unexpected impacts.

## 6. MAINTENANCE

### 6.1. Charging

The device is equipped with a built-in 3.7V 7800mAh Li-ion battery. Connect the provided USB charging cable to the device and a compatible USB power source (e.g., wall adapter, computer USB port). A full charge can provide up to 90 days of standby time, depending on usage and tracking frequency.

# Long Standby Time



It has built-in 3.7V 7800mAh Li-ion battery,can standby up to 90 days.




Image: The SinoTrack GPS tracker displayed next to a battery icon, indicating its long standby time of up to 90 days due to its built-in 3.7V 7800mAh Li-ion battery.

## 6.2. Waterproof Care

While the device is waterproof, ensure that the SIM card slot and charging port covers are securely closed to maintain its water resistance, especially before exposure to moisture or liquids.

## 7. TROUBLESHOOTING

Problem	Possible Cause	Solution
---------	----------------	----------



Problem	Possible Cause	Solution
Device not online	Incorrect APN settings, no SIM card, SIM card without data, weak network signal.	Verify SIM card is inserted correctly and has active data. Check APN settings by sending RCONF SMS. Move to an area with better network coverage.
Inaccurate location	Weak GPS signal (indoors, underground), LBS positioning only.	Move the device to an open outdoor area to acquire a strong GPS signal. LBS (Location Based Service) provides approximate location when GPS is unavailable.
Battery drains quickly	Frequent tracking intervals, constant movement, extreme temperatures.	Adjust tracking frequency to longer intervals. Utilize sleep mode when the vehicle is stationary. Avoid extreme temperatures.
Cannot receive SMS commands	Incorrect phone number, SIM card issues, network problems.	Double-check the tracker's SIM card number. Ensure the SIM card can receive SMS. Check network signal.

## 8. SPECIFICATIONS

---

Model:	ST-915W
Dimensions:	3.94 x 3.15 x 0.98 inches
Weight:	10.6 ounces
Battery:	3 Lithium Polymer batteries (included), 3.7V 7800mAh
Connectivity:	3G Cellular (WCDMA)
Special Features:	Waterproof, Strong Magnetic Mount
Supported Application:	SinoTrackPro App (iOS/Android), Web Platform
Specific Uses:	Vehicle Tracking, Real-Time Location Monitoring



Image: A side view of the SinoTrack ST-915W GPS tracker, highlighting its compact design and the IMEI label.

## 9. WARRANTY AND SUPPORT

---

For warranty information and technical support, please refer to the official SinoTrack website or contact their customer service directly. Keep your purchase receipt as proof of purchase for warranty claims.

Official Website: [www.sinotrack.com](http://www.sinotrack.com)



