

AIXPI AE-YLY016-10C-TMM

AIXPI 10-inch Dimmable LED Ring Light

MODEL: AE-YLY016-10C-TMM

Instruction Manual

1. Introduction

Thank you for choosing the AIXPI 10-inch Dimmable LED Ring Light. This product is designed to provide optimal lighting for various applications, including live streaming, makeup tutorials, photography, and video recording. Please read this manual carefully before use to ensure proper setup and operation.

2. Safety Information

- Do not expose the device to water or excessive humidity.
- Avoid disassembling or modifying the product, as this may void the warranty and cause damage.
- Keep out of reach of children.
- Use only with compatible USB power sources (5V/2A recommended).
- Ensure the tripod is stable on a flat surface before attaching the ring light and phone.

3. Package Contents

Verify that all items listed below are included in your package:

- 1 x 10-inch LED Ring Light with USB Cable and Controller
- 1 x Mini Tripod Stand
- 1 x Phone Holder
- 2 x Ball Head Adapters (Pad-Tilt)



Figure 1: The AIXPI 10-inch LED Ring Light includes the ring light, a mini tripod, and a phone holder.



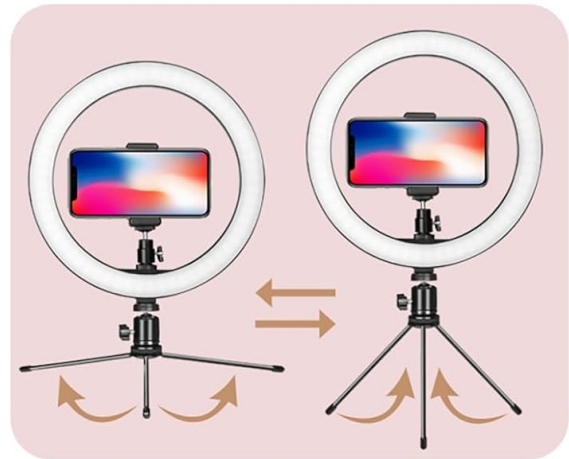
Figure 2: The complete package includes the 10-inch ring light, a compact tripod, two pad-tilt mounts for adjustability, and a mobile clip for securing your smartphone.

4. Setup

1. **Attach the Tripod:** Extend the legs of the mini tripod stand and place it on a stable surface.
2. **Mount the Ring Light:** Screw one of the ball head adapters onto the top of the tripod. Then, attach the ring light to the ball head adapter by screwing it into the designated M1/4 inch interface at the bottom of the ring light. Tighten securely.

3. **Install the Phone Holder:** Screw the second ball head adapter into the center of the ring light. Attach the phone holder to this ball head adapter. Adjust the phone holder to securely grip your smartphone.

Scalable And Rotatable



The metal bracket is retractable, freely adjustable in height and durable.

The universal joint has a spherical design and can be rotated 360 degrees for easy use at any angle.

The international M1 / 4" interface makes it easy to match the triangular bracket.

(Warm tip: Not include tripod)

Figure 3: Securely attach the phone holder to the center of the ring light using the provided ball head adapter.




LED Ring Light Supports USB Powered



Figure 4: The assembled ring light with the phone holder and tripod stand, ready for use.

5. Operating Instructions

1. **Power On:** Connect the USB cable to a compatible power source (e.g., USB wall adapter, power bank, computer USB port). Press the power button on the inline controller to turn on the ring light.
2. **Adjust Brightness:** Use the '+' and '-' buttons on the controller to increase or decrease the brightness level. There are 10 brightness levels available.
3. **Change Color Mode:** Press the 'Mode' button on the controller to cycle through the three color temperature modes: White, Yellow, and Warm Yellow.



Mode 1:White

Mode 1:Yellow

Mode 1:Warm Yellow

3 Color Temperature 10 Brightness

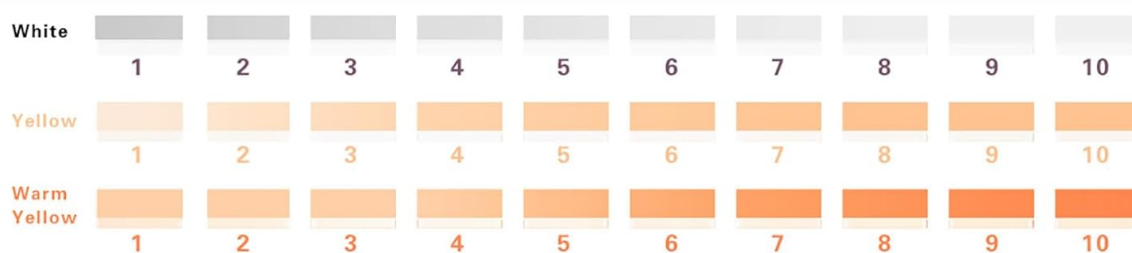


Figure 5: The ring light offers three distinct color temperature modes: white, yellow, and warm yellow. Each mode features ten adjustable brightness levels, allowing for precise lighting control.



Figure 6: The LED ring light is conveniently powered via USB, allowing it to be connected to a desktop computer, laptop, mobile power bank, or a standard USB charging plug.

6. Usage Scenarios

The AIXPI 10-inch LED Ring Light is versatile and suitable for various applications:

- **Live Streaming:** Enhance your appearance and video quality for live broadcasts on platforms like YouTube, TikTok, and Instagram.
- **Makeup Application:** Achieve flawless makeup with even, bright illumination.
- **Photography & Videography:** Provide soft, shadow-free lighting for portraits, product shots, and vlogs.

- **Video Conferencing:** Improve your lighting for online meetings and virtual calls.



Figure 7: The AIXPI ring light provides optimal lighting for makeup application, ensuring clear visibility and enhancing details for live streaming or personal use.



Figure 8: Ideal for photography and live broadcasts, the ring light helps achieve professional-quality lighting for various visual content creation.



Figure 9: The ring light features a 360-degree rotatable ball joint for flexible positioning. The metal bracket is retractable and adjustable, and the universal M1/4 inch interface ensures compatibility with various accessories.

7. Maintenance

- Clean the ring light and accessories with a soft, dry cloth. Do not use abrasive cleaners or solvents.
- Store the device in a cool, dry place when not in use.
- Avoid dropping or subjecting the device to strong impacts.

8. Troubleshooting

Problem	Possible Solution
Light does not turn on	Ensure the USB cable is securely connected to a working power source. Try a different USB port or adapter.
Light flickers	Check the power source; ensure it provides stable 5V/2A power. Avoid using damaged cables.
Phone holder is loose	Tighten the screw on the ball head adapter. Ensure the phone is properly seated in the holder.

9. Specifications

Feature	Detail
Model Number	AE-YLY016-10C-TMM
Ring Light Diameter	10 inches (26 cm)
Color Modes	3 (White, Yellow, Warm Yellow)
Brightness Levels	10 per color mode
Connectivity Technology	USB
Power Input	5V/2A (recommended)
Item Weight	1.1 pounds
Package Dimensions	11.5 x 11.18 x 1.65 inches
Battery Life	25000 Hours (LED lifespan)

10. Warranty and Support

The AIXPI 10-inch Dimmable LED Ring Light comes with a 12-month warranty from the date of purchase. For warranty claims, technical support, or any product-related inquiries, please contact AIXPI customer service. Keep your purchase receipt as proof of purchase.

For further assistance, please visit the official AIXPI store on Amazon:[AIXPI Store](#)