

Bridgestone Turanza QuietTrack (Model 3238)

Bridgestone Turanza QuietTrack All-Season Touring Tire

Model: Turanza QuietTrack (Model 3238)

Brand: Bridgestone

INTRODUCTION

This manual provides essential information for the proper setup, operation, and maintenance of your Bridgestone Turanza QuietTrack All-Season Touring Tire. Adhering to these guidelines will ensure optimal performance, safety, and longevity of your tires.

KEY FEATURES

- **Engineered to Quietly Impress:** Designed for a remarkably quiet ride.
- **Control In Wet and Snowy Conditions:** Enhanced traction for various weather conditions.
- **Long-Lasting Performance for 80,000 Miles:** Durable construction for extended tread life.
- **Comfortable and Quiet Ride:** Optimized for passenger comfort and reduced road noise.
- **3D Full-Depth Sipes On All Ribs:** Provides enhanced snow traction and improved wear throughout the tire's limited mileage warranty period.
- **In-Groove Ridges:** Helps prevent high-frequency noise and provides snow traction.
- **QuietTrack Technology Package:** Combines precisely tuned and tested enhancements in the tread to help dampen road noise.
- **Open Shoulder Slots:** Ensures enhanced water evacuation from the contact patch under wet conditions.

SETUP AND INSTALLATION

Professional installation by a certified tire technician is highly recommended for safety and optimal performance. Ensure the tires are mounted on compatible rims and balanced correctly.

1. **Inspection:** Before mounting, inspect tires for any manufacturing defects or damage.
2. **Mounting:** Mount tires onto clean, undamaged rims using appropriate tools and techniques to avoid bead damage.
3. **Balancing:** Dynamically balance each tire and wheel assembly to prevent vibrations and ensure even wear.
4. **Inflation:** Inflate tires to the vehicle manufacturer's recommended pressure, typically found on a placard inside the driver's side door jamb, glove compartment, or owner's manual. Do not exceed the maximum pressure listed on the tire sidewall.

5. **Lug Nut Torque:** Torque lug nuts to the vehicle manufacturer's specifications. Re-torque after 50-100 miles of driving.



Image: The Bridgestone Turanza QuietTrack tire, showcasing its sidewall and tread design, mounted on a vehicle wheel.

OPERATING GUIDELINES

Proper operation is crucial for tire performance and safety.

- **Tire Pressure:** Regularly check tire pressure (at least monthly and before long trips) when tires are cold. Under-inflation can lead to excessive heat buildup, tire failure, and reduced fuel efficiency. Over-inflation can lead to a harsh ride and uneven wear.
- **Load Capacity:** Do not exceed the maximum load capacity specified for your tires and vehicle. The load capacity for this tire is 3256.2 pounds.
- **Speed Rating:** Adhere to the tire's speed rating (V for this model), which indicates the maximum speed at which the tire can carry a load under specified conditions.
- **Driving Conditions:** While designed for all-season use, exercise caution in extreme weather conditions. Adjust driving speed and style to suit road conditions.



Image: A direct front view of the Bridgestone Turanza QuietTrack tire and wheel assembly.

MAINTENANCE

Regular maintenance extends tire life and ensures safety.

- **Tire Rotation:** Rotate tires every 5,000 to 7,500 miles, or as recommended by your vehicle manufacturer, to

promote even wear and maximize tread life.

- **Wheel Alignment:** Have your vehicle's wheel alignment checked periodically, especially after hitting potholes or curbs, to prevent uneven tire wear.
- **Tread Depth Inspection:** Regularly inspect tread depth using a tread depth gauge or by observing the built-in tread wear indicators. Replace tires when tread depth reaches $\frac{2}{32}$ nds of an inch. This tire has a tread depth of $\frac{9}{32}$ nds when new.
- **Visual Inspection:** Check tires for cuts, punctures, bulges, or other damage. Any damage should be inspected by a professional immediately.





Image: A detailed view of the asymmetrical tread pattern of the Bridgestone Turanza QuietTrack tire, highlighting the sipes and grooves.

TROUBLESHOOTING

Common issues and their potential causes:

- **Uneven Wear:** Often caused by improper tire pressure, misalignment, or lack of rotation. Consult a tire professional for inspection and correction.
- **Vibrations:** Can indicate unbalanced tires, bent rims, or alignment issues. Have tires re-balanced and vehicle inspected.
- **Loss of Pressure:** Check for punctures, valve stem leaks, or bead leaks. Repair or replace as necessary.
- **Increased Road Noise:** While these tires are designed for quietness, unusual or increased noise might indicate uneven wear or a need for rotation.

SPECIFICATIONS

Specification	Value
Brand	Bridgestone
Model	Turanza QuietTrack
Item Model Number	3238
Size	235/45R18
Seasons	Year Round
Section Width	235 Millimeters
Load Capacity	3256.2 Pounds
Tread Depth	9/32nds

Tread Type	Asymmetrical
Maximum Pressure	51 Pound per Square Inch
Ply Rating	10-Ply
Rim Width	8 Inches
Tire Diameter	26.30 Inches
Item Weight	26 Pounds
Construction Type	Radial
UTQG	800AA
UPC	092971298036



Image: The Bridgestone Turanza QuietTrack tire fitted on a vehicle, demonstrating its appearance in a real-world setting.

WHAT'S IN THE BOX





- 1 x Bridgestone Turanza QuietTrack All-Season Touring Tire (as per order quantity)

WARRANTY AND SUPPORT

For detailed warranty information, please refer to the official Bridgestone website or the warranty documentation provided with your purchase. Bridgestone offers a limited mileage warranty for the Turanza QuietTrack tires. For technical support or service inquiries, please contact Bridgestone customer service or your authorized Bridgestone dealer.

Note: The video provided is from an influencer and does not represent official product support or instructions from the manufacturer. Therefore, it is not embedded in this manual.

Related Documents

	<p>Bridgestone and Firestone Tire Care: Maintenance, Safety, and Warranty Guide</p> <p>Comprehensive guide from Bridgestone and Firestone covering essential tire maintenance, safety practices, and warranty information for passenger and light truck tires, including Run-Flat Technology (RFT).</p>
	<p>Bridgestone BLIZZAK LM005 Tire Specifications Product Information Sheet</p> <p>Comprehensive product data for the Bridgestone BLIZZAK LM005 tire, including size, load index, speed rating, fuel efficiency, wet grip, noise levels, and production details, as per EU Regulation 2020/740.</p>
	<p>Bridgestone 2025 Motorcycle US Fall Promotion: Get Up to \$70 Back</p> <p>Details of the Bridgestone 2025 Motorcycle US Fall Promotion, offering up to \$70 back via a Prepaid Mastercard when purchasing eligible Battlax and Battlecross tires between September 1 and October 31, 2025.</p>
	<p>Bridgestone Motorcycle Tyre Guide: NZ Superbike Championship Series</p> <p>Official tyre allocation and pricing for the NZ Superbike Championship Series, featuring Bridgestone Battlax V02F and W01FZ tyres for various classes including Superbike, Supersport 600, Supersport 300, Supersport 150, Pro Twin, and Sportbike.</p>